



CHINO BASIN WATERMASTER



NOTICE OF MEETING

Thursday, May 23, 2013

11:00 a.m. – Watermaster Board Meeting
and
Public Hearing on the Watermaster 2013-2014 Budget

LUNCH WILL BE SERVED

AT THE CHINO BASIN WATERMASTER OFFICES
9641 San Bernardino Road
Rancho Cucamonga, CA 91730
(909) 484-3888



CHINO BASIN WATERMASTER

Thursday, May 23, 2013

11:00 a.m. – Watermaster Board Meeting
and
Public Hearing on the Watermaster 2013-2014 Budget

AGENDA PACKAGE



**CHINO BASIN WATERMASTER
WATERMASTER BOARD MEETING**

11:00 a.m. – May 23, 2013

WITH

Mr. Bob Kuhn, Chair

Mr. Jim Curatalo, Vice-Chair

At The Offices Of

Chino Basin Watermaster

9641 San Bernardino Road

Rancho Cucamonga, CA 91730

AGENDA

CALL TO ORDER

PLEDGE OF ALLEGIANCE

AGENDA - ADDITIONS/REORDER

I. CONSENT CALENDAR

Note: All matters listed under the Consent Calendar are considered to be routine and non-controversial and will be acted upon by one motion in the form listed below. There will be no separate discussion on these items prior to voting unless any members, staff, or the public requests specific items be discussed and/or removed from the Consent Calendar for separate action.

A. MINUTES

1. Minutes of the Watermaster Board Meeting held March 28, 2013 *(Page 1)*
2. Minutes of the Watermaster Board Confidential Meeting held April 18, 2013 *(Page 7)*

B. FINANCIAL REPORTS

1. Cash Disbursements for the month of February 2013 *(Page 9)*
2. Watermaster VISA Check Detail for the month of February 2013 *(Page 23)*
3. Combining Schedule for the Period July 1, 2012 through February 28, 2013 *(Page 27)*
4. Treasurer's Report of Financial Affairs for the Period February 1, 2013 through February 28, 2013 *(Page 31)*
5. Budget vs. Actual Report for the Period July 1, 2012 through February 28, 2013 *(Page 35)*
6. Cash disbursements for the month of March 2013 *(Page 47)*
7. Watermaster VISA Check Detail for the month of March 2013 *(Page 61)*
8. Combining Schedule for the Period July 1, 2012 through March 31, 2013
9. Cash Treasurer's Report of Financial Affairs for the Period March 1, 2013 through March 31, 2013 *(Page 65)*
10. Budget vs. Actual Report for the Period July 1, 2012 through March 31, 2013 *(Page 69)*

C. WATER TRANSACTION

1. Consider Approval for Notice of Sale or Transfer – The purchase of 1,100,000 acre-feet of water from Santa Ana River Water Company (SARWC) by Jurupa Community Services District (JCSD). This purchase is made first from SARWC's Annual Production Right, with any additional from storage. Date of application: March 11, 2013.
Pool Approval: April 11, 2013 *(Page 85)*

D. PERSONNEL COMMITTEE RECOMMENDATIONS

1. 3-Year Plan For Employees To Contribute 8% to CalPERS Retirement Plan *(Page 95)*
2. COLA Increase of 1.95% Effective July 1, 2013 *(Page 97)*
3. Adopt Publicly Available Pay Schedule *(Page 99)*
4. Medical-Dental-Vision Benefits Allowance Policy *(Page 105)*
5. Change of 457 Deferred Compensation Plan Administrator *(Page 107)*
6. Chino Basin Watermaster Employee Manual *(Page 109)*
7. Chino Basin Watermaster Administration Policy Manual Section 3 *(Page 111)*

E. RESOLUTION 13-05

1. Resolution of the Chino Basin Watermaster, San Bernardino County, CA, Establishing ICMA Retirement Corporation As the Watermaster's 457 Deferred Compensation Plan Administrator *(Page 115)*

F. CBWM PRIOR COMPENSATION SCHEDULES

1. Salary Matrix for FY 2011-12 and FY 2012-13 *(Page 117)*

II. BUSINESS ITEMS

A. CDA REQUEST RE REMEDIATION OF CHINO AIRPORT GROUNDWATER PLUME

Consider Chino Desalter Authority Request *(Page 121)*

B. WATERMASTER FISCAL YEAR 2013-2014 PROPOSED BUDGET

Approve the Proposed FY 2013/2014 Budget as Presented *(Page 147)*

C. OVERLYING (AGRICULTURAL) POOL MOTION TO MODIFY FEBRUARY 19, 1998 RULING APPOINTING NINE-MEMBER WATERMASTER BOARD

For Watermaster Board: Information Only *(Page 215)*

D. RIGHT OF ENTRY PERMIT BETWEEN THE STATE OF CALIFORNIA AND CBWM

Authorize the General Manager to Execute the Proposed Right of Entry Permit, Allowing Authority to Approve Non-Substantive Changes *(Page 229)*

III. REPORTS/UPDATES

A. LEGAL COUNSEL REPORT

1. CalPERS Appeal

B. GM REPORT

1. Hydrogeology Fundamentals / Westside Basin Tour
2. Other

IV. INFORMATION

1. Cash Disbursements for April 2013 *(Page 240)*

V. BOARD MEMBER COMMENTS

VI. OTHER BUSINESS

VII. CONFIDENTIAL SESSION - POSSIBLE ACTION

Pursuant to Article 2.6 of the Watermaster Rules & Regulations, a Confidential Session may be held during the Watermaster committee meeting for the purpose of discussion and possible action.

1. CDA Request Re Remediation of Chino Airport Groundwater Plume

VIII. FUTURE MEETINGS AT WATERMASTER

Thursday, May 23, 2013	11:00 a.m.	Watermaster Board Meeting / Public Hearing
Tuesday, May 28, 2013	9:00 a.m.	GRCC Meeting
* Thursday, May 30, 2013	9:00 a.m.	RMPU Amendment Steering Committee Meeting
Thursday, June 6, 2013	10:00 a.m.	RMPU Amendment Steering Committee Meeting
Thursday, June 13, 2013	9:00 a.m.	Appropriative Pool Meeting
Thursday, June 13, 2013	11:00 a.m.	Non-Agricultural Pool Conference Call Meeting
Thursday, June 13, 2013	1:30 p.m.	Agricultural Pool Meeting
Tuesday, June 18, 2013	T.B.A.	Safe Yield Recalculation Workshop
Tuesday, June 18, 2013	1:00 p.m.	Ethics & Sexual Harassment Prevention Training
Thursday, June 20, 2013	8:00 a.m.	IEUA DYY Meeting
Thursday, June 20, 2013	9:00 a.m.	Advisory Committee Meeting
Thursday, June 20, 2013	10:00 a.m.	RMPU Amendment Steering Committee Meeting
Thursday, June 27, 2013	11:00 a.m.	Watermaster Board Meeting

* Recently added RMPU Amendment Steering Committee Meeting

Meeting Adjourn

THIS PAGE
HAS
INTENTIONALLY
BEEN LEFT
BLANK
FOR PAGINATION



PicnicTime



PicnicTime



PicnicTime



PicnicTime



PicnicTime



PicnicTime



PicnicTime



PicnicTime

CHINO BASIN WATERMASTER

I. CONSENT CALENDAR

A. MINUTES

1. Watermaster Board Meeting held on March 28, 2013
2. Watermaster Board Confidential Meeting held on April 18, 2013



PicnicTime



PicnicTime



PicnicTime



PicnicTime



PicnicTime



PicnicTime



PicnicTime



PicnicTime

Draft Minutes
CHINO BASIN WATERMASTER
WATERMASTER BOARD MEETING
March 28, 2013

The Watermaster Board meeting was held at the offices of the Chino Basin Watermaster, 9641 San Bernardino Road, Rancho Cucamonga, CA, on March 28, 2013 at 11:00 a.m.

WATERMASTER BOARD MEMBERS PRESENT

Bob Kuhn, Chair	Three Valleys Municipal Water District
Jim Curatalo	Fontana Union Water Company
Bob Craig	Jurupa Community Services District
Steve Elie	Inland Empire Utilities Agency
Bob Bowcock	Vulcan Materials Company (Calmat Division)
Al Lopez	Western Municipal Water District
Peter Rogers	City of Chino Hills
Paul Hofer	Agricultural Pool
Geoffrey Vanden Heuvel	Agricultural Pool

WATERMASTER BOARD MEMBERS ABSENT

Charles Field	Western Municipal Water District
---------------	----------------------------------

Watermaster Staff Present

Peter Kavounas	General Manager
Danielle Maurizio	Assistant General Manager
Joseph Joswiak	Chief Financial Officer
Sherri Molino	Recording Secretary

Watermaster Consultants Present

Scott Slater	Brownstein, Hyatt, Farber & Schreck
--------------	-------------------------------------

Others Present

Jeff Pierson	Ag Pool – Crops
Bob Feenstra	Ag Pool – Dairy
Pete Hall	Ag Pool – State of California – CIM
Brian Geye	Auto Club Speedway
Mark Kinsey	Monte Vista Water District
Sandra Rose	Monte Vista Water District
Art Kidman	Kidman Law LLP
Rick Hansen	Three Valleys Municipal Water District
David DeJesus	Three Valleys Municipal Water District
Marty Zvirbulis	Cucamonga Valley Water District
Jo Lynne Russo-Pereyra	Cucamonga Valley Water District
Dave Crosley	City of Chino
Scott Burton	City of Ontario
Ron Craig	City of Chino Hills
Nadeem Majaj	City of Chino Hills
Sheri Rojo	Fontana Water Company
Terry Catlin	Inland Empire Utilities Agency
Curtis Paxton	Chino Desalter Authority
Allison Burns	Stadling Yocca Carlson & Rauth for the CDA
Jack Safely	Western Municipal Water District
Todd Corbin	Jurupa Community Services District
Ben Lewis	Golden State Water Company

Chair Kuhn called the Watermaster Board meeting to order at 11:01 a.m.

PLEDGE OF ALLEGIANCE

AGENDA - ADDITIONS/REORDER

There were no additions or reorders made to the agenda.

I. CONSENT CALENDAR

A. MINUTES

1. Minutes of the Watermaster Board Meeting held February 28, 2013

B. FINANCIAL REPORTS

1. Cash Disbursements for the month of January 2013
2. Watermaster VISA Check Detail for the month of January 2013
3. Combining Schedule for the Period July 1, 2012 through January 31, 2013
4. Treasurer's Report of Financial Affairs for the Period January 1, 2013 through January 31, 2013
5. Budget vs. Actual Report for the Period July 1, 2012 through January 31, 2013

C. WATER TRANSACTION

1. **Consider Approval for Notice of Sale or Transfer** – The purchase of 827.390 acre-feet of water from San Antonio Water Company by the City of Upland. This purchase is made from San Antonio Water Company's storage account. The City of Upland is utilizing this transaction to produce its San Antonio Water Company shares. Date of application: January 3, 2013
2. **Consider Approval for Notice of Sale or Transfer** – The purchase of 2,000.000 acre-feet of water from San Antonio Water Company by Monte Vista Water District. This purchase is made from San Antonio Water Company's storage account. Date of application: January 10, 2013
3. **Consider Approval for Notice of Sale or Transfer** – The purchase of 6.922 acre-feet of water from San Antonio Water Company by Monte Vista Water District. This purchase is made from San Antonio Water Company's storage account. Monte Vista Water District is utilizing this transaction to produce its San Antonio Water Company shares. Date of application: January 7, 2013

D. RESOLUTION 13-04

1. Consider Approval of Resolution 13-04 Supporting the Nomination of Director Kathleen Tieg as the Association of California Water Agencies Vice-President 2013

Motion by Vanden Heuvel, second by Bowcock, and by unanimous vote

Moved to approve Consent Calendar Items A through D, as presented

II. BUSINESS ITEMS

A. NINTH AMENDMENT TO THE CHINO BASIN CYCLIC STORAGE AGREEMENT

Mr. Kavounas stated staff is looking for authorization to sign the extension of the Ninth Amendment to the Chino Basin Cyclic Storage Agreement and authorize staff submit it to the court for approval. Mr. Kavounas stated there was a motion adopted by all the Pools and the Advisory Committee, and staff thinks that is the right decision on this Agreement.

Mr. Vanden Heuvel inquired if the motion made by Mr. Curatalo was consistent with the motion made by the Advisory Committee. Mr. Kavounas stated yes, it is.

Motion by Curatalo, second by Rogers, and by unanimous vote

Moved unanimously to approve the item as recommended by the Appropriative Pool on March 14, 2013, and authorize the General Manager to sign the agreement, as presented

B. OBMP SEMI-ANNUAL STATUS REPORT 2012-2

Mr. Kavounas stated this item is a request to receive and file the Semi-Annual Status Report 2012-2, and give Watermaster the authorization to file a courtesy copy with the Court. Mr. Kavounas stated this has also been reviewed by the Pools and Advisory Committee, and they concur.

Motion by Vanden Heuvel, second by Elie, and by unanimous vote

Moved to approve staff recommendation to receive and file the Semi-Annual Status Report and also to file a copy with the Court, as presented

C. ACM / CSI STIPULATION

Mr. Kavounas stated this item is a request to receive and file a notice that Watermaster staff intends to adjust its records to reflect the settlement agreement between Aqua Capital Management and California Steel Industries. Mr. Kavounas stated their stipulation affects their water balances and their future rights; this has gone through the Watermaster process.

Motion by Elie, second by Curatalo, and by unanimous vote

Moved to receive and file Watermaster staff's notice of adjustment of records to reflect reallocation of Aqua Capital Management and California Steel Industries joint water right, as presented

III. REPORTS/UPDATES**A. LEGAL COUNSEL REPORT****1. CDA Request**

Counsel Slater stated at the February 28, 2013 Board meeting a request was received from the Chino Desalter Authority (CDA) concerning initiation of the process before Judge Reichert to determine the existence of material physical injury and to recommend to the court that it either order a mitigation of the incremental cost of contamination in the form of a physical measure, or in lieu thereof to have the County of San Bernardino pay the incremental costs incurred in implementing a mitigation effort. Counsel Slater stated that was presented to this Board, at which time this Board elected to transmit that request to the Pools for advice and counsel. Counsel Slater stated that item has been referred to each of the Pools for advice and counsel, and they were provided an opportunity to hear from the CDA earlier this month; however, no action was taken by the Pools. After the Pool meetings, meetings were scheduled with representatives of Watermaster, CDA, and representatives for each of the Pools. The first meeting was today with members of the Non-Agricultural Pool, and all attempts to answer questions were made. Subsequent meetings with the Appropriative and Agricultural Pools are set for another day. Counsel Slater stated there is no action presented for this Board today and it is anticipated this item will come back to the Watermaster Board next month. Mr. Vanden Heuvel inquired if this item will be discussed in closed session. Counsel Slater stated, yes.

B. GM REPORT**1. Refresh, Recharge, and Reunite**

Mr. Kavounas stated this was a very good event and was well attended. Mr. Kavounas stated Mr. Slater and Mr. Herrema handled the first portion, discussing the Chino Basin legal framework the second part was a question and discussion portion on the Chino Basin Watermaster establishment. The notes from the second portion have been transcribed and were made available to the Chairs to disseminate them within the Pool and ask them for comments and feedback. Mr. Elie inquired if the Watermaster Board could get the summary. Mr. Kavounas stated he will supply that summary as soon as the Pools provide their feedback, which will make the summary more complete.

2. Overlying (Non-Agricultural) Pool Available Water Per Judgment Exhibit "G"

Mr. Kavounas stated this is a report on the process, which is at its end for this year. Mr. Kavounas stated there was water made available by two parties of the Non-Agricultural Pool; however, there were no takers for that water and the process will begin over again next year. Staff has this item on their calendar for next year to meet with the respective chairs of the Appropriative and Non-Agricultural Pools and discuss an appropriate rate for the next year since the rate offered this year was a one-time only rate.

2. Hydrogeology Fundamentals / Westside Basin Tour – May 21, 2013

Mr. Kavounas stated a Watermaster Board education event will be held on May 21, 2013 to discuss hydrogeology fundamentals and possibly tour some facilities on the westside of the basin. Mr. Kavounas stated the last basin tour covered the basins on the eastside. More information will come to the Board as the date gets closer.

3. Other Activities

Mr. Kavounas stated he recently attended the ACWA Legislative Conference on March 5, 2013. The topics there were on the Water Bond, Assembly Bill 8, and CEQA Reform.

Mr. Kavounas stated he recently attended the City of Ontario 2013 State of the City event on March 20, 2013. Mr. Kavounas noted he was impressed with how the event was conducted and also by the progress that the City of Ontario is making.

Mr. Kavounas stated Watermaster staff is preparing the Watermaster budget for this next fiscal year. Mr. Kavounas stated there is a Budget Workshop scheduled for April 16, 2013 at 9:30 a.m. and staff has allowed time for a second workshop if needed. Mr. Kavounas stated it is hoped that the new Watermaster budget will be presented through the entire Watermaster process in May.

IV. INFORMATION

1. Cash Disbursements for February 2013

No comment was made.

V. BOARD MEMBER COMMENTS

Mr. Lopez noted he was sitting in for Mr. Field today.

Mr. Craig stated he belongs to the local Rotary Club in his area in Jurupa Valley, and at the last meeting they had the newly elected Congressman Mark Takano attending. Mr. Craig stated he understands there are a number of concerns related to water issues, and he addressed Congressman Takano on those matters, however, the Congressman needs to have more education on the Delta. Mr. Craig is hoping that Congressman Takano can get the needed education to assist in these important water issues.

Mr. Rogers stated at the recent Refresh, Recharge, and Reunite event the Watermaster team did a great job and he thanked counsel for an excellent presentation; noting he now understands the legal framework and history better.

Mr. Vanden Heuvel stated the State of California is looking at a very serious water crisis coming up. Mr. Vanden Heuvel stated he read that the Colorado River is having the fifth driest year on record; he offered comment on the Endangered Species Act which was passed by congress and signed by President Nixon, that restricted operations of the State Water Project due to concerns about Delta Smelt between December 7, 2012 and February 7, 2013, and shut off the pumps, sending 728,000 acre-feet of water out the Golden Gate that could have been put in the California Aqueduct. Mr. Vanden Heuvel offered further comment on critical water matters.

Mr. Curatalo thanked the Watermaster Board for the Resolution of support for Ms. Tieg in her bid for vice-president of ACWA.

VI. OTHER BUSINESS

No comment was made.

The regular open Watermaster Board meeting was convened to hold its confidential session at 11:18 a.m.

VII. CONFIDENTIAL SESSION - POSSIBLE ACTION

Pursuant to Article 2.6 of the Watermaster Rules & Regulations, a Confidential Session may be held during the Watermaster committee meeting for the purpose of discussion and possible action.

1. CDA Request Re Remediation of Chino Airport Groundwater Plume

The confidential session concluded at 12:00 p.m.

There was no reportable action from the confidential session.

VIII. FUTURE MEETINGS AT WATERMASTER

Tuesday, March 26, 2013	9:00 a.m.	GRCC Meeting
Thursday, March 28, 2013	11:00 a.m.	Watermaster Board Meeting
Thursday, April 4, 2013	10:00 a.m.	RMPU Amendment Steering Committee Meeting
Tuesday, April 9, 2013	10:00 a.m.	Personnel Committee Meeting
Thursday, April 11, 2013	9:00 a.m.	Appropriative Pool Meeting
Thursday, April 11, 2013	11:00 a.m.	Non-Agricultural Pool Conference Call Meeting
Thursday, April 11, 2013	1:30 p.m.	Agricultural Pool Meeting
Tuesday, April 16, 2013	9:30 a.m.	Budget Workshop
Thursday, April 18, 2013	8:00 a.m.	IEUA DYY Meeting
Thursday, April 18, 2013	9:00 a.m.	Advisory Committee Meeting
Thursday, April 18, 2013	10:00 a.m.	RMPU Amendment Steering Committee Meeting
Tuesday, April 23, 2013	9:30 a.m.	Potential 2 nd Budget Workshop
Thursday, April 25, 2013	11:00 a.m.	Watermaster Board Meeting

Chair Kuhn adjourned the Watermaster Board meeting at 12:01 p.m.

Secretary: _____

Minutes Approved: _____

THIS PAGE
HAS
INTENTIONALLY
BEEN LEFT
BLANK
FOR PAGINATION

Draft Minutes
CHINO BASIN WATERMASTER
WATERMASTER BOARD CONFIDENTIAL MEETING
April 18, 2013

The Watermaster Board confidential meeting (conference call) was held at the offices of the Chino Basin Watermaster, 9641 San Bernardino Road, Rancho Cucamonga, CA, on April 18, 2013, at 1:00 p.m.

WATERMASTER BOARD MEMBERS PRESENT

Bob Kuhn, Chair	Three Valleys Municipal Water District
Jim Curatalo	Fontana Union Water Company
Bob Craig	Jurupa Community Services District
Jeff Pierson, alternate	Ag Pool – Crops
Bob Bowcock	Vulcan Materials Company (Calmat Division)
Charles Field	Western Municipal Water District
Geoffrey Vanden Heuvel	Agricultural Pool
Terry Catlin, alternate	Inland Empire Utilities Agency

WATERMASTER BOARD MEMBERS ON CALL

Steve Elie	Inland Empire Utilities Agency
Peter Rogers	City of Chino Hills

WATERMASTER BOARD MEMBERS ABSENT

Paul Hofer	Agricultural Pool
------------	-------------------

Watermaster Staff Present

Peter Kavounas	General Manager
Danni Maurizio	Assistant General Manager
Joe Joswiak	Chief Financial Officer

Watermaster Consultants Present

Scott Slater	Brownstein, Hyatt, Farber & Schreck
Brad Herrema	Brownstein, Hyatt, Farber & Schreck

Pool/Advisory Chairs Present

Bob Feenstra, Chair Agricultural Pool	Dairy
Brian Geye, Chair, Non-Agricultural Pool	Auto Club Speedway
Ken Jeske, alternate, Non-Agricultural Pool	California Steel Industries
Marty Zvirbulis, Chair, Appropriative Pool	Cucamonga Valley Water District
Rosemary Hoerning, Chair, Advisory Committee	City of Upland

Chair Kuhn called the Watermaster Board confidential meeting to order at 1:2 p.m.

AGENDA - ADDITIONS/REORDER

I. CONFIDENTIAL SESSION - POSSIBLE ACTION

Pursuant to Article 2.6 of the Watermaster Rules & Regulations, a Confidential Session may be held during the Watermaster committee meeting for the purpose of discussion and possible action.

ACTIONS: Provided by legal counsel after meeting concluded

1. CDA Request Re Remediation of Chino Airport Groundwater Plume

No reportable action taken.

2. Potential Litigation (one case)

Authorize legal counsel to file appeal of CalPERS determination regarding Alvarez pension benefit

Chair Kuhn adjourned the Watermaster Board confidential meeting at 2:35 p.m.

Secretary: _____

Minutes Approved: _____



CHINO BASIN WATERMASTER

I. CONSENT CALENDAR

B. FINANCIAL REPORTS

1. Cash Disbursements for the month of February 2013
2. Watermaster VISA Check Detail for the month of February 2013
3. Combining Schedule for the Period July 1, 2012 through February 28, 2013
4. Treasurer's Report of Financial Affairs for the Period February 1, 2013 through February 28, 2013
5. Budget vs. Actual Report for the Period July 1, 2012 through February 28, 2013
6. Cash Disbursements for the month of March 2013
7. Watermaster VISA Check Detail for the month of March 2013
8. Combining Schedule for the Period July 1, 2012 through March 31, 2013
9. Treasurer's Report of Financial Affairs for the Period March 1, 2013 through March 31, 2013
10. Budget vs. Actual Report for the Period July 1, 2012 through March 31, 2013





CHINO BASIN WATERMASTER

9641 San Bernardino Road, Rancho Cucamonga, Ca 91730
Tel: 909.484.3888 Fax: 909.484.3890 www.cbwm.org

PETER KAVOUNAS, P.E.
General Manager

STAFF REPORT

DATE: May 23, 2013
TO: Watermaster Board Members
SUBJECT: Cash Disbursement Report - Financial Report B1 (February 28, 2013)

SUMMARY

Issue: Record of cash disbursements for the month of February 28, 2013.

Recommendation: Staff recommends the Cash Disbursements for February 28, 2013 be received and filed as presented.

Financial Impact: Funds disbursed were included in the FY 2012-2013 Watermaster Budget.

Future Consideration

Watermaster Board: May 23, 2013; Receive and File (Normal Course of Business)

ACTIONS:

April 11, 2013 – Appropriative Pool – Moved unanimously to receive and file
April 11, 2013 – Non-Agricultural Pool – Moved unanimously to receive and file, without approval
April 11, 2013 – Agricultural Pool – Moved unanimously to receive and file
April 18, 2013 – Advisory Committee – Moved unanimously to receive and file
April 25, 2013 – Watermaster Board – Meeting Cancelled
May 23, 2013 – Watermaster Board –

BACKGROUND

A monthly cash disbursement report is provided to keep all members apprised of Watermaster expenditures.

DISCUSSION

Total cash disbursements during the month of February 2013 were \$356,352.29. The most significant expenditures during the month were to Wildermuth Environmental, Inc. in the amount of \$164,352.70 (check number 16713 dated February 20, 2013); Brownstein Hyatt Farber Schreck in the amount of \$56,925.11 (check number 16669 dated January 1, 2013); and Egoscue Law Group in the amount of \$14,272.50 (check number 16703 dated February 13, 2013).

ATTACHMENTS

1. Financial Report - B1

CHINO BASIN WATERMASTER
Cash Disbursements For The Month
February 2013

Financial Report - B1

Type	Date	Num	Name	Memo	Account	Paid Amount
Bill Pmt -Check	02/01/2013	16669	BROWNSTEIN HYATT FARBER SCHRECK		1012 - Bank of America Gen'l Ckg	
Bill	12/31/2012	524648		524648	8375 - BHFS Legal - Appropriative Pool	6,449.45
				524648	8475 - BHFS Legal - Agricultural Pool	2,597.00
				524648	8575 - BHFS Legal - Non-Ag Pool	2,651.88
				524648	6275 - BHFS Legal - Advisory Committee	2,782.63
				524648	6375 - BHFS Legal - Board Meeting	5,678.39
				524648	6071 - BHFS Legal - Court Coordination	3,019.50
				524648	6074 - BHFS Legal - Interagency Issues	2,577.15
				524648	6076 - BHFS Legal - Storage Issues	388.80
				524648	6078 - BHFS Legal - Miscellaneous	7,358.78
				524648	6907.33 - Desalter/Hydraulic Control	789.75
				524648	6907.39 - Recharge Master Plan	11,058.69
				524648	6907.40 - Storage Agreements	1,915.19
Bill	12/31/2012	524653		524653	6907.36 - Santa Ana River Habitat	1,873.80
Bill	12/31/2012	524652		524652	6907.33 - Desalter/Hydraulic Control	7,379.55
Bill	12/31/2012	524650		524650	6073 - BHFS Legal - Personnel Matters	318.15
Bill	12/31/2012	524651		524651	6907.34 - Santa Ana River Water Rights	86.40
TOTAL						56,925.11
Bill Pmt -Check	02/06/2013	16670	APPLIED COMPUTER TECHNOLOGIES	2094	1012 - Bank of America Gen'l Ckg	
Bill	01/30/2013	2094		IT Database Services - January 2013	6052.2 - Applied Computer Technol	3,057.80
TOTAL						3,057.80
Bill Pmt -Check	02/06/2013	16671	CHINO HILLS, CITY OF*	7	1012 - Bank of America Gen'l Ckg	
Bill	01/30/2013	7		7	7107.61 - Grd Level-Chino Hills ASR	332.00
TOTAL						332.00
Bill Pmt -Check	02/06/2013	16672	DGO AUTO DETAILING		1012 - Bank of America Gen'l Ckg	
Bill	01/31/2013			Wash 4 trucks on 1/10/13 and 1/31/13	6177 - Vehicle Repairs & Maintenance	200.00
TOTAL						200.00
Bill Pmt -Check	02/06/2013	16673	FOREVER YOUNG PORTRAITURE	01242013	1012 - Bank of America Gen'l Ckg	
Bill	01/30/2013	01242013		Board, Advisory, Non-Ag photos - 01242013	6312 - Meeting Expenses	150.00
TOTAL						150.00
Bill Pmt -Check	02/06/2013	16674	HOGAN LOVELLS	2714277	1012 - Bank of America Gen'l Ckg	
Bill	01/29/2013	2714277		Non-Ag Pool Legal Services - January 2013	8567 - Non-Ag Legal Service	2,315.25
TOTAL						2,315.25
Bill Pmt -Check	02/06/2013	16675	PARK PLACE COMPUTER SOLUTIONS, INC.	471	1012 - Bank of America Gen'l Ckg	

CHINO BASIN WATERMASTER
Cash Disbursements For The Month
February 2013

Financial Report - B1

Type	Date	Num	Name	Memo	Account	Paid Amount
Bill	01/31/2013	471		IT Services - January 2013	6052.1 · Park Place Comp Solutn	4,425.00
TOTAL						4,425.00
Bill Pmt -Check	02/06/2013	16676	VERIZON		1012 · Bank of America Gen'l Ckg	
Bill	01/18/2013	012561121521714508		012561121521714508	7405 · PE4-Other Expense	177.26
Bill	01/30/2013	012519116950792103		012519116950792103	6022 · Telephone	458.17
TOTAL						635.43
Bill Pmt -Check	02/06/2013	16677	YUKON DISPOSAL SERVICE	08-K2 213849	1012 · Bank of America Gen'l Ckg	
Bill	02/01/2013	08-k2 213849		Disposal services - February 2013	6024 · Building Repair & Maintenance	106.53
TOTAL						106.53
Bill Pmt -Check	02/06/2013	16678	BOWCOCK, ROBERT		1012 · Bank of America Gen'l Ckg	
Bill	01/10/2013	1/10 Appro Pool Mtg		1/10/13 Appropriative Pool Meeting	6311 · Board Member Compensation	125.00
Bill	01/24/2013	1/24 Board Meeting		1/24/13 Board Meeting	6311 · Board Member Compensation	125.00
TOTAL						250.00
Bill Pmt -Check	02/06/2013	16679	CHARLES Z. FEDAK & COMPANY		1012 · Bank of America Gen'l Ckg	
Bill	01/31/2013	January 2013		Progress billing - January 2013	6062 · Audit Services	813.00
TOTAL						813.00
Bill Pmt -Check	02/06/2013	16680	COMPUTER NETWORK		1012 · Bank of America Gen'l Ckg	
Bill	01/31/2013	86494		Replacement workstation for office specialist	6055 · Computer Hardware	1,512.00
Bill	02/01/2013	86527		Computer repair	6055 · Computer Hardware	133.60
Bill	02/01/2013	86526		Battery backup	6055 · Computer Hardware	91.80
TOTAL						1,737.40
Bill Pmt -Check	02/06/2013	16681	CRAIG, ROBERT		1012 · Bank of America Gen'l Ckg	
Bill	01/04/2013	1/04 Admin Mtg		1/04/13 Administrative Meeting	6311 · Board Member Compensation	125.00
Bill	01/10/2013	1/10 Appro Pool Mtg		1/10/13 Appropriative Pool Meeting	6311 · Board Member Compensation	125.00
Bill	01/17/2013	1/17 Advisory Comm		1/17/13 Advisory Committee Meeting	6311 · Board Member Compensation	125.00
Bill	01/24/2013	1/24 Board Meeting		1/24/13 Board Meeting	6311 · Board Member Compensation	125.00
TOTAL						500.00
Bill Pmt -Check	02/06/2013	16682	CURATALO, JAMES		1012 · Bank of America Gen'l Ckg	
Bill	01/01/2013	1/03 RMPU Meeting		1/03/13 RMPU Meeting	6311 · Board Member Compensation	125.00
Bill	01/24/2013	1/24 Board Meeting		1/24/13 Board Meeting	6311 · Board Member Compensation	125.00
Bill	01/30/2013	1/30 Admin Meeting		1/30/13 Administrative Meeting	6311 · Board Member Compensation	125.00
TOTAL						375.00
Bill Pmt -Check	02/06/2013	16683	DE BOOM, NATHAN	Ag Pool Member Meeting Compensation	1012 · Bank of America Gen'l Ckg	

CHINO BASIN WATERMASTER
Cash Disbursements For The Month
February 2013

<u>Type</u>	<u>Date</u>	<u>Num</u>	<u>Name</u>	<u>Memo</u>	<u>Account</u>	<u>Paid Amount</u>
Bill	01/10/2013	1/10 Ag Pool Meeting		1/10/13 Ag Pool Meeting	8411 - Compensation	25.00
				Ag Pool Member Meeting Compensation	8470 - Ag Meeting Attend -Special	100.00
TOTAL						125.00
Bill Pmt -Check	02/06/2013	16684	DURRINGTON, GLEN	Ag Pool Member Compensation	1012 - Bank of America Gen'l Ckg	
Bill	01/10/2013	1/10 Ag Pool Meeting		1/10/13 Ag Pool Meeting	8411 - Compensation	25.00
				Ag Pool Member Compensation	8470 - Ag Meeting Attend -Special	100.00
TOTAL						125.00
Bill Pmt -Check	02/06/2013	16685	ELIE, STEVEN	1/24/13 Board Meeting	1012 - Bank of America Gen'l Ckg	
Bill	01/24/2013	1/24 Board Mtg		1/24/13 Board Meeting	6311 - Board Member Compensation	125.00
TOTAL						125.00
Bill Pmt -Check	02/06/2013	16686	FEENSTRA, BOB		1012 - Bank of America Gen'l Ckg	
Bill	01/10/2013	1/10 Ag Pool Mtg		1/10/2013 Ag Pool Meeting	8411 - Compensation	25.00
				1/10/2013 Ag Pool Meeting	8470 - Ag Meeting Attend -Special	100.00
Bill	01/24/2013	1/24 Board Mtg		1/24/13 Board Meeting	8411 - Compensation	25.00
				1/24/2013 Board Meeting	8470 - Ag Meeting Attend -Special	100.00
TOTAL						250.00
Bill Pmt -Check	02/06/2013	16687	HALL, PETE*		1012 - Bank of America Gen'l Ckg	
Bill	01/10/2013	1/10 Ag Pool Meeting		1/10/13 Ag Pool Meeting	8411 - Compensation	25.00
				Ag Pool Member Compensation	8470 - Ag Meeting Attend -Special	100.00
Bill	01/17/2013	1/17 DYY Meeting		1/17/13 DYY Meeting	8411 - Compensation	25.00
				Ag Pool Member Compensation	8470 - Ag Meeting Attend -Special	100.00
Bill	01/17/2013	1/17 Advisory Comm		1/17/13 Advisory Committee Meeting	8411 - Compensation	25.00
				Ag Pool Member Compensation	8470 - Ag Meeting Attend -Special	100.00
Bill	01/17/2013	1/17 RMPU Meeting		1/17/13 RMPU Meeting	8411 - Compensation	25.00
				Ag Pool Member Compensation	8470 - Ag Meeting Attend -Special	100.00
Bill	01/22/2013	1/22 GRCC Meeting		1/22/13 GRCC Meeting	8411 - Compensation	25.00
				Ag Pool Member Compensation	8470 - Ag Meeting Attend -Special	100.00
Bill	01/24/2013	1/24 Board Meeting		1/24/13 Board Meeting	8411 - Compensation	25.00
				Ag Pool Member Compensation	8470 - Ag Meeting Attend -Special	100.00
TOTAL						750.00
Bill Pmt -Check	02/06/2013	16688	HSBC BUSINESS SOLUTIONS	7003-7309-1000-2744	1012 - Bank of America Gen'l Ckg	
Bill	01/31/2013	7003730910002744		Miscellaneous office supplies, laser toners	6031.7 - Other Office Supplies	928.18
TOTAL						928.18
Bill Pmt -Check	02/06/2013	16689	HUITSING, JOHN	Ag Pool Member Compensation	1012 - Bank of America Gen'l Ckg	
Bill	01/10/2013	1/10 Ag Pool Meeting		1/10/13 Ag Pool Meeting	8411 - Compensation	25.00

CHINO BASIN WATERMASTER
Cash Disbursements For The Month
February 2013

Type	Date	Num	Name	Memo	Account	Paid Amount
				Ag Pool Member Compensation	8470 · Ag Meeting Attend -Special	100.00
TOTAL						125.00
Bill Pmt -Check	02/06/2013	16690	KOOPMAN, GENE	Ag Pool Member Meeting Compensation	1012 · Bank of America Gen'l Ckg	
Bill	01/10/2013	1/10 Ag Pool Meeting		1/10/13 Ag Pool Meeting	8411 · Compensation	25.00
				Ag Pool Member Meeting Compensation	8470 · Ag Meeting Attend -Special	100.00
TOTAL						125.00
Bill Pmt -Check	02/06/2013	16691	KUHN, BOB		1012 · Bank of America Gen'l Ckg	
Bill	01/10/2013	1/10 Appro Pool Mtg		1/10/13 Appropriative Pool Meeting	6311 · Board Member Compensation	125.00
Bill	01/17/2013	1/17 Advisory Comm		1/17/13 Advisory Committee Meeting	6311 · Board Member Compensation	125.00
Bill	01/24/2013	1/24 Board Mtg		1/24/13 Board Meeting	6311 · Board Member Compensation	125.00
TOTAL						375.00
Bill Pmt -Check	02/06/2013	16692	PAYCHEX	2013013100	1012 · Bank of America Gen'l Ckg	
Bill	01/31/2013	2013013100		Payroll Processing Services - January 2013	6012 · Payroll Services	365.82
TOTAL						365.82
P 14	Bill Pmt -Check	02/06/2013	16693	PIERSON, JEFFREY	1012 · Bank of America Gen'l Ckg	
	Bill	01/10/2013	1/10 Ag Pool Meeting	1/10/13 Ag Pool Meeting	8411 · Compensation	25.00
				1/10/13 Ag Pool Meeting	8470 · Ag Meeting Attend -Special	100.00
	Bill	01/17/2013	1/17 RMPU Mtg	1/17/13 RMPU Meeting	8411 · Compensation	25.00
				1/17/13 RMPU Meeting	8470 · Ag Meeting Attend -Special	100.00
	Bill	01/24/2013	1/24 Board Meeting	1/24/13 Board Meeting	8411 · Compensation	25.00
				1/24/13 Board Meeting	8470 · Ag Meeting Attend -Special	100.00
TOTAL						375.00
Bill Pmt -Check	02/06/2013	16694	PRINTING RESOURCES	59169	1012 · Bank of America Gen'l Ckg	
Bill	01/31/2013	59169		Name badges for B. Ruiz and S. Molino	6031.7 · Other Office Supplies	79.49
TOTAL						79.49
Bill Pmt -Check	02/06/2013	16695	RIGHT OF WAY, INC.	9918	1012 · Bank of America Gen'l Ckg	
Bill	01/25/2013	9918		9918	7103.6 · Grdwtr Qual-Supplies	195.00
TOTAL						195.00
Bill Pmt -Check	02/06/2013	16696	ROGERS, PETER		1012 · Bank of America Gen'l Ckg	
Bill	01/21/2013	1/21 Admin Mtg		1/21/13 Administrative Meeting	6311 · Board Member Compensation	125.00
Bill	01/24/2013	1/24 Board Meeting		1/24/13 Board Meeting	6311 · Board Member Compensation	125.00
TOTAL						250.00
Bill Pmt -Check	02/06/2013	16697	THE LAWTON GROUP	6017	1012 · Bank of America Gen'l Ckg	

CHINO BASIN WATERMASTER
Cash Disbursements For The Month
February 2013

Type	Date	Num	Name	Memo	Account	Paid Amount
Bill	01/27/2013	19679		Week ending 1/27/13	6017 - Temporary Services	659.20
				Week ending 1/27/13	6017 - Temporary Services	768.00
TOTAL						1,427.20
Bill Pmt -Check	02/06/2013	16698	UNION 76	300-732-989	1012 - Bank of America Gen'l Ckg	
Bill	01/31/2013	300732989		January 2013	6175 - Vehicle Fuel	229.48
TOTAL						229.48
Bill Pmt -Check	02/06/2013	16699	VANDEN HEUVEL, GEOFFREY	6311	1012 - Bank of America Gen'l Ckg	
Bill	01/10/2013	1/10 Ag Pool Mtg		1/10/13 Ag Pool Meeting	6311 - Board Member Compensation	125.00
Bill	01/24/2013	1/24 Board Meeting		1/24/13 Board Meeting	6311 - Board Member Compensation	125.00
Bill	01/31/2013	1/31 Admin Mtg		1/31/13 Administrative Meeting	6311 - Board Member Compensation	125.00
TOTAL						375.00
Bill Pmt -Check	02/06/2013	16700	VANDEN HEUVEL, ROB	Ag Pool Member Compensation	1012 - Bank of America Gen'l Ckg	
Bill	01/10/2013	1/10 Ag Pool Meeting		1/10/13 Ag Pool Meeting	8411 - Compensation	25.00
				Ag Pool Member Compensation	8470 - Ag Meeting Attend -Special	100.00
TOTAL						125.00
P15						
Bill Pmt -Check	02/13/2013	16701	ACWA JOINT POWERS INSURANCE AUTHORITY	00198	1012 - Bank of America Gen'l Ckg	
Bill	02/05/2013	00198		Life Insurance Premiums - 00198	1409 - Prepaid Life, BAD&D & LTD	203.42
TOTAL						203.42
Bill Pmt -Check	02/13/2013	16702	CALPERS 457 PLAN	Payroll and Taxes for 01/20/13-02/02/13	1012 - Bank of America Gen'l Ckg	
General Journal	01/31/2013	01/31/2013	CALPERS 457 PLAN	457 Employee Deductions for 01/20/13-02/02/13	2000 - Accounts Payable	2,936.48
TOTAL						2,936.48
Bill Pmt -Check	02/13/2013	16703	EGOSCUE LAW GROUP		1012 - Bank of America Gen'l Ckg	
Bill	01/31/2013	10197		Ag Pool Legal Services - November 2012	8467 - Ag Legal & Technical Services	2,750.00
Bill	01/31/2013	10227		Ag Pool Legal Services - December 2012	8467 - Ag Legal & Technical Services	4,125.00
Bill	01/31/2013	10262		Ag Pool Legal Services - January 2013	8467 - Ag Legal & Technical Services	7,397.50
TOTAL						14,272.50
Bill Pmt -Check	02/13/2013	16704	EUROFINS EATON ANALYTICAL		1012 - Bank of America Gen'l Ckg	
Bill	01/31/2013	L0109285		L0109285	7103.5 - Grdwtr Qual-Lab Svcs	1,456.00
Bill	01/31/2013	L0109286		L0109286	7103.5 - Grdwtr Qual-Lab Svcs	2,074.00
Bill	01/31/2013	L0109295		L0109295	7103.5 - Grdwtr Qual-Lab Svcs	1,066.00
Bill	01/31/2013	L0111818		L0111818	7103.5 - Grdwtr Qual-Lab Svcs	3,310.00
TOTAL						7,906.00
Bill Pmt -Check	02/13/2013	16705	GOLDEN METERS SERVICE	338	1012 - Bank of America Gen'l Ckg	

CHINO BASIN WATERMASTER
Cash Disbursements For The Month
February 2013

Type	Date	Num	Name	Memo	Account	Paid Amount
Bill	01/28/2013	338		338	7102.8 · In-line Meter-Calib & Test	525.00
TOTAL						525.00
Bill Pmt -Check	02/13/2013	16706	MCCALL'S METER SALES & SERVICE	23505	1012 · Bank of America Gen'l Ckg	
Bill	01/29/2013	23505		23505	7102.5 · In-line Meter-Repair & Maint.	70.00
				23505	7102.8 · In-line Meter-Calib & Test	675.00
TOTAL						745.00
Bill Pmt -Check	02/13/2013	16707	PUBLIC EMPLOYEES' RETIREMENT SYSTEM	Payor #3493	1012 · Bank of America Gen'l Ckg	
General Journal	01/31/2013	01/31/2013	PUBLIC EMPLOYEES' RETIREMENT SYSTEM	CalPERS Retirement for 01/20/13-02/02/13	2000 · Accounts Payable	6,967.98
TOTAL						6,967.98
Bill Pmt -Check	02/13/2013	16708	SOUTHERN CALIFORNIA WATER COMMITTEE	25887	1012 · Bank of America Gen'l Ckg	
Bill	02/06/2013	25887		Membership for January - June 2013	6111 · Membership Dues	925.00
				July - December 2013	1433 · Prepaid Membership Dues	925.00
TOTAL						1,850.00
Bill Pmt -Check	02/13/2013	16709	SPAM SOAP, INC	S80219	1012 · Bank of America Gen'l Ckg	
Bill	02/07/2013	S80219		Service Call - After hours charge	6054 · Computer Software	67.50
TOTAL						67.50
Bill Pmt -Check	02/13/2013	16710	THE LAWTON GROUP	6017	1012 · Bank of America Gen'l Ckg	
Bill	02/03/2013	19707		Week ending 2/03/13	6017 · Temporary Services	824.00
TOTAL						824.00
Bill Pmt -Check	02/13/2013	16711	KAVOUNAS, PETER	Travel Expense Reimbursement	1012 · Bank of America Gen'l Ckg	
Bill	01/31/2013			Travel expense reimbursement	6171.1 · GM - Reimbursement	54.75
TOTAL						54.75
Bill Pmt -Check	02/13/2013	16712	SPAM SOAP, INC		1012 · Bank of America Gen'l Ckg	
Bill	02/07/2013			Email continuity feature - disaster recovery	6054 · Computer Software	216.00
TOTAL						216.00
Check	02/15/2013	02/15/2013	Service Charge	Service Charge	1012 · Bank of America Gen'l Ckg	
				Service Charge	6039.1 · Banking Service Charges	147.16
TOTAL						147.16
General Journal	02/16/2013	02/16/2013		Payroll and Taxes for 02/03/13-02/16/13	1012 · Bank of America Gen'l Ckg	
				Direct Deposits for 02/03/13-02/16/13	1012 · Bank of America Gen'l Ckg	20,116.54
				Payroll Taxes for 02/03/13-02/16/13	1012 · Bank of America Gen'l Ckg	6,855.73
				Direct Deposits for 02/03/13-02/16/13	1012 · Bank of America Gen'l Ckg	4.44

CHINO BASIN WATERMASTER
Cash Disbursements For The Month
February 2013

Type	Date	Num	Name	Memo	Account	Paid Amount
				Payroll Taxes for 02/03/13-02/16/13	1012 - Bank of America Gen'l Ckg	1.06
TOTAL						26,977.77
Bill Pmt -Check	02/20/2013	16713	WILDERMUTH ENVIRONMENTAL INC		1012 - Bank of America Gen'l Ckg	
Bill	01/31/2013	2013019		2013019	6906 - OBMP Engineering Services	5,003.11
Bill	01/31/2013	2013020		2013020	6906 - OBMP Engineering Services	901.25
Bill	01/31/2013	2013021		2013021	6906 - OBMP Engineering Services	3,802.50
Bill	01/31/2013	2013022		2013022	6906 - OBMP Engineering Services	18,255.00
Bill	01/31/2013	2013023		2013023	7103.3 - Grdwtr Qual-Engineering	4,141.70
Bill	01/31/2013	2013024		2013024	7104.3 - Grdwtr Level-Engineering	13,740.29
Bill	01/31/2013	2013025		2013025	7107.61 - Grd Level-Chino Hills ASR	1,031.25
				Neva Ridge	7107.3 - Grd Level-SAR Imagery	20,000.00
Bill	01/31/2013	2013026		2013026	7107.2 - Grd Level-Engineering	2,831.11
				Associated Engineers	7107.6 - Grd Level-Contract Svcs	30,887.00
				Michael C. Carpenter	7107.6 - Grd Level-Contract Svcs	11,329.75
				Western Gunn Hydrology, LLC	7107.6 - Grd Level-Contract Svcs	3,287.57
Bill	01/31/2013	2013027		2013027	7108.3 - Hydraulic Control-Engineering	1,378.45
Bill	01/31/2013	2013028		2013028	7108.3 - Hydraulic Control-Engineering	1,146.62
Bill	01/31/2013	2013029		2013029	7108.7 - Hydraulic Control - Prado Basin	10,861.59
Bill	01/31/2013	2013030		2013030	7202.3 - Comp Recharge-Implementation	16,174.26
Bill	01/31/2013	2013031		2013031	7402 - PE4-Engineering	19,581.25
TOTAL						164,352.70
Bill Pmt -Check	02/21/2013	16714	WILSON, JANINE ELLEN		1012 - Bank of America Gen'l Ckg	
Bill	02/21/2013				60186 - Sick Leave	401.99
TOTAL						401.99
Bill Pmt -Check	02/25/2013	16715	BANK OF AMERICA	XXXX-XXXX-XXXX-9341	1012 - Bank of America Gen'l Ckg	
Bill	01/31/2013	XXXX-XXXX-XXXX-9341		Microsoft tech support	6054 - Computer Software	259.00
				Conference registration - D. Maurizio	6191 - Conferences - General	300.00
				Conference registration - J. Nakano	6191 - Conferences - General	300.00
				Watermaster gel pens w/logo	6031.7 - Other Office Supplies	610.20
				Watermaster coasters w/logo	6031.7 - Other Office Supplies	353.70
				Office supplies for mtgs	6031.7 - Other Office Supplies	180.09
				PK mtg w/Jane Anderson, Robert Craig	6312 - Meeting Expenses	44.79
				Registration and book for S. Molino for training	6192 - Training & Seminars	194.25
				Freestanding lecturn for PK's office	6031.7 - Other Office Supplies	196.99
				Reg. for PK @ Hexavalent Chromium Workshop	6191 - Conferences - General	125.00
				Airfare for PK for workshop	6191 - Conferences - General	453.80
				Mtg w/PK, DM, MW, BH	6141.3 - Admin Meetings	45.06
				15 replacement chairs for Boardroom	6031.7 - Other Office Supplies	2,105.84

P17

CHINO BASIN WATERMASTER
Cash Disbursements For The Month
February 2013

Financial Report - B1

Type	Date	Num	Name	Memo	Account	Paid Amount
				PK mtg/Rosemary Hoerning	8312 · Meeting Expenses	18.99
				Misc. office supplies for Executive office	6031.7 · Other Office Supplies	62.34
				PK reg. for AGWT conf. on Aquifer Recharge	6191 · Conferences - General	160.00
				Portfolio and keyboard for PK tablet	6031.7 · Other Office Supplies	140.06
				PK mtg w/Scott Burton	8312 · Meeting Expenses	30.11
				PK mtg w/Peter Rogers	6312 · Meeting Expenses	15.07
				PK mtg w/Brian Geye	8512 · Meeting Expense	47.21
				PK mtg w/Bob Bowcock	6312 · Meeting Expenses	47.14
				PK reg. for ACWA 2013 Legislative Symposium	6191 · Conferences - General	210.00
				PK airfare for 2013 Legislative Symposium	6191 · Conferences - General	451.30
				PK mtg w/Jim Curatalo	8312 · Meeting Expenses	25.50
				PK parking at Bob Hope Airport	6191 · Conferences - General	23.00
TOTAL						6,399.44
Bill Pmt -Check	02/25/2013	16716	CALPERS 457 PLAN	Payroll and Taxes for 02/03/13-02/16/13	1012 · Bank of America Gen'l Ckg	
General Journal	02/16/2013	02/16/2013	CALPERS 457 PLAN	457 Employee deductions for 02/03/13-02/16/13	2000 · Accounts Payable	2,936.48
TOTAL						2,936.48
P 18						
Bill Pmt -Check	02/25/2013	16717	COMPUTER NETWORK		1012 · Bank of America Gen'l Ckg	
Bill	02/11/2013	86637		Software to convert scanned PDF files	6054 · Computer Software	430.92
Bill	02/11/2013	86640		Adobe acrobat for office specialist	6054 · Computer Software	318.60
Bill	02/11/2013	86638		Adobe acrobat for Assist. GM laptop	6054 · Computer Software	318.60
Bill	02/19/2013	86730		Replacement laptop - Danni	6055 · Computer Hardware	1,946.92
TOTAL						3,015.04
Bill Pmt -Check	02/25/2013	16718	CORELOGIC INFORMATION SOLUTIONS	80778243	1012 · Bank of America Gen'l Ckg	
Bill	01/31/2013	80778243		80778243	7103.7 · Grdwtr Qual-Computer Svc	62.50
				80778243	7101.4 · Prod Monitor-Computer	62.50
TOTAL						125.00
Bill Pmt -Check	02/25/2013	16719	CUCAMONGA VALLEY WATER DISTRICT	Lease due March 1, 2013	1012 · Bank of America Gen'l Ckg	
Bill	02/13/2013			Office lease due March 1, 2013	1422 · Prepaid Rent	6,098.00
TOTAL						6,098.00
Bill Pmt -Check	02/25/2013	16720	GEOSCIENCE SUPPORT SERVICES, INC.	4555-11-08	1012 · Bank of America Gen'l Ckg	
Bill	01/31/2013	4555-11-08		November 2012 - January 2013	7107.61 · Grd Level-Chino Hills ASR	9,343.00
TOTAL						9,343.00
Bill Pmt -Check	02/25/2013	16721	GUARANTEED JANITORIAL SERVICE, INC.	6-29544	1012 · Bank of America Gen'l Ckg	
Bill	02/12/2013	6-29544		Janitorial services - February 2013	6024 · Building Repair & Maintenance	865.00
TOTAL						865.00

CHINO BASIN WATERMASTER
Cash Disbursements For The Month
February 2013

Financial Report - B1

Type	Date	Num	Name	Memo	Account	Paid Amount
Bill Pmt -Check	02/25/2013	16722	LEGAL SHIELD	111802	1012 - Bank of America Gen'l Ckg	
Bill	02/12/2013	0111802		Employee deductions - February 2013	60194 - Other Employee Insurance	51.80
TOTAL						51.80
Bill Pmt -Check	02/25/2013	16723	PIERSON, JEFFREY	1/17/13 Advisory Committee Meeting	1012 - Bank of America Gen'l Ckg	
Bill	01/17/2013	1/17 Advisory Comm		1/17/13 Advisory Committee Meeting	8411 - Compensation	25.00
				1/17/13 Advisory Committee Meeting	8470 - Ag Meeting Attend -Special	100.00
TOTAL						125.00
Bill Pmt -Check	02/25/2013	16724	PREMIERE GLOBAL SERVICES	13180321	1012 - Bank of America Gen'l Ckg	
Bill	01/31/2013	13180321		Call on 12/31 re Chino intervention	6909.1 - OBMP Meetings	43.00
				Agenda call on 1/02	8312 - Meeting Expenses	23.69
				Agenda call on 1/02	8512 - Meeting Expense	23.69
				Agenda call on 1/02	8412 - Meeting Expenses	23.70
				RMPU calls on 1/02, 1/03, and 1/04	7204 - Comp Recharge-Supplies	102.41
				Non-Ag pool mtg on 1/10	8512 - Meeting Expense	67.08
				Service fee	6022 - Telephone	10.11
				Service fee	6022 - Telephone	19.95
TOTAL						313.63
Bill Pmt -Check	02/25/2013	16725	PUBLIC EMPLOYEES' RETIREMENT SYSTEM	Payor #3493	1012 - Bank of America Gen'l Ckg	
General Journal	02/16/2013	02/16/2013	PUBLIC EMPLOYEES' RETIREMENT SYSTEM	CalPERS Retirement for 02/03/13-02/16/13	2000 - Accounts Payable	7,042.98
TOTAL						7,042.98
Bill Pmt -Check	02/25/2013	16726	SPAM SOAP, INC	VOIDED CHECK	1012 - Bank of America Gen'l Ckg	
TOTAL						0.00
Bill Pmt -Check	02/25/2013	16727	STANDARD INSURANCE CO.	Policy # 00-649299-0009	1012 - Bank of America Gen'l Ckg	
Bill	02/12/2013	006492990009		Policy # 00-649299-0009	60191 - Life & Disab.Ins Benefits	458.28
TOTAL						458.28
Bill Pmt -Check	02/25/2013	16728	STAULA, MARY L	Retiree Medical	1012 - Bank of America Gen'l Ckg	
Bill	02/28/2013				60182.4 - Retiree Medical	136.61
TOTAL						136.61
Bill Pmt -Check	02/25/2013	16729	THE LAWTON GROUP	6017	1012 - Bank of America Gen'l Ckg	
Bill	02/12/2013	19746		Week ending 2/10/13	6017 - Temporary Services	824.00
TOTAL						824.00

CHINO BASIN WATERMASTER
Cash Disbursements For The Month
February 2013

Financial Report - B1

Type	Date	Num	Name	Memo	Account	Paid Amount
Bill Pmt -Check	02/25/2013	16730	UNITED HEALTHCARE	C0030473057	1012 - Bank of America Gen'l Ckg	
Bill	02/12/2013	C0030473057		Dental insurance - March 2013	60182.2 - Dental & Vision Ins	595.45
TOTAL						595.45
Bill Pmt -Check	02/25/2013	16731	UNITED PARCEL SERVICE	2x81x0	1012 - Bank of America Gen'l Ckg	
Bill	01/31/2013	2x81x0		Pick up phone for exchange - D. Maurizio	6042 - Postage - General	5.91
TOTAL						5.91
Bill Pmt -Check	02/25/2013	16732	VERIZON BUSINESS	63322455	1012 - Bank of America Gen'l Ckg	
Bill	02/12/2013	63322455		T1 lines - 63322455	6053 - Internet Expense	1,548.25
TOTAL						1,548.25
Bill Pmt -Check	02/26/2013	16733	VERIZON WIRELESS	1161334742	1012 - Bank of America Gen'l Ckg	
Bill	02/13/2013	1161334742		Wireless monthly service	6022 - Telephone	361.62
TOTAL						361.62
Bill Pmt -Check	02/25/2013	16734	WESTERN DENTAL SERVICES, INC.	11882	1012 - Bank of America Gen'l Ckg	
Bill	02/19/2013	11882		Dental insurance - February 2013	60182.2 - Dental & Vision Ins	28.88
TOTAL						28.88
Bill Pmt -Check	02/27/2013	16735	CUCAMONGA VALLEY IAAP	Feb. 27, 2013 Chapter Meeting - 3 CBWM Staff	1012 - Bank of America Gen'l Ckg	
Bill	02/26/2013			Fee for J. Wilson, B. Ruiz and S. Molino	6192 - Training & Seminars	77.00
TOTAL						77.00
Bill Pmt -Check	02/28/2013	16736	ARROWHEAD MOUNTAIN SPRING WATER	0023230253	1012 - Bank of America Gen'l Ckg	
Bill	02/26/2013	0023230253		Office Water Bottle - February 2013	6031.7 - Other Office Supplies	11.87
TOTAL						11.87
Bill Pmt -Check	02/28/2013	16737	CALPERS	1394905143	1012 - Bank of America Gen'l Ckg	
Bill	02/26/2013	1394905143		Medical insurance - March 2013	60182.1 - Medical Insurance	5,857.11
TOTAL						5,857.11
Bill Pmt -Check	02/28/2013	16738	DIRECTV	019447404	1012 - Bank of America Gen'l Ckg	
Bill	02/26/2013	019447404		2/19/13 -3/18/13	6031.7 - Other Office Supplies	94.99
TOTAL						94.99
Bill Pmt -Check	02/28/2013	16739	STATE COMPENSATION INSURANCE FUND	1970970-12	1012 - Bank of America Gen'l Ckg	
Bill	02/26/2013	1970970-12		WC premium - 02/26/13-03/26/13	60183 - Worker's Comp Insurance	899.25
TOTAL						899.25
Bill Pmt -Check	02/28/2013	16740	THE LAWTON GROUP	6017	1012 - Bank of America Gen'l Ckg	

B20

CHINO BASIN WATERMASTER
Cash Disbursements For The Month
February 2013

Financial Report - B1

Type	Date	Num	Name	Memo	Account	Paid Amount
Bill	02/26/2013	19774		Week ending 2/17/13	6017 · Temporary Services	824.00
TOTAL						824.00
Bill Pmt -Check	02/28/2013	16741	VISION SERVICE PLAN	00-101789-0001	1012 · Bank of America Gen'l Ckg	
Bill	02/26/2013	001017890001		Vision insurance - March 2013	60182.2 · Dental & Vision Ins	65.95
TOTAL						65.95
Bill Pmt -Check	02/28/2013	16742	WATSON WINDOW WASHING	1365	1012 · Bank of America Gen'l Ckg	
Bill	02/26/2013	1365		Window cleaning - inside & outside	6024 · Building Repair & Maintenance	179.00
TOTAL						179.00
General Journal	02/28/2013	02/28/2013	Wage Works Direct Debits - February 2013	Wage Works Direct Debits - February 2013	1012 · Bank of America Gen'l Ckg	
				Wage Works Direct Debits - February 2013	1012 · Bank of America Gen'l Ckg	685.78
				Wage Works Direct Debits - February 2013	1012 · Bank of America Gen'l Ckg	685.78
				Wage Works Direct Debits - February 2013	1012 · Bank of America Gen'l Ckg	76.25
TOTAL						1,447.81
					Total Disbursements:	356,352.29

P21

THIS PAGE
HAS
INTENTIONALLY
BEEN LEFT
BLANK
FOR PAGINATION



CHINO BASIN WATERMASTER

9641 San Bernardino Road, Rancho Cucamonga, Ca 91730
Tel: 909.484.3888 Fax: 909.484.3890 www.cbwm.org

PETER KAVOUNAS, P.E.
General Manager

STAFF REPORT

DATE: May 23, 2013
TO: Watermaster Board Members
SUBJECT: VISA Check Detail Report - Financial Report B2 (February 28, 2013)

SUMMARY

Issue: Record of VISA credit card payment disbursed for the month of February 28, 2013.

Recommendation: Staff recommends the VISA Check Detail Report for February 28, 2013 be received and filed as presented.

Financial Impact: Funds disbursed were included in the FY 2012-2013 Watermaster Budget.

Future Consideration

Watermaster Board: May 23, 2013; Receive and File (Normal Course of Business)

ACTIONS:

April 11, 2013 – Appropriative Pool – Moved unanimously to receive and file
April 11, 2013 – Non-Agricultural Pool – Moved unanimously to receive and file, without approval
April 11, 2013 – Agricultural Pool – Moved unanimously to receive and file
April 18, 2013 – Advisory Committee – Moved unanimously to receive and file
April 25, 2013 – Watermaster Board – Meeting Cancelled
May 23, 2013 – Watermaster Board –

BACKGROUND

A monthly VISA Check Detail report is provided to keep all members apprised of Watermaster expenditures charged against the General Manager, Assistant General Manager and Chief Financial Officer's Bank of America VISA card.

DISCUSSION

Total cash disbursement during the month of February 2013 was \$6,399.44. This payment was processed by check number 16715 dated February 25, 2013. The monthly charges for February 2013 were for routine and customary expenditures and properly documented with receipts.

ATTACHMENTS

1. Financial Report - B2

CHINO BASIN WATERMASTER
 VISA Check Detail Report
 February 2013

Type	Num	Date	Name	Memo	Account	Paid Amount
Bill Pmt -Check	02/25/2013	16715	BANK OF AMERICA	XXXX-XXXX-XXXX-9341	1012 · Bank of America Gen'l Ckg	
Bill	01/31/2013	XXXX-XXXX-XXXX-9341		Microsoft tech support	6054 · Computer Software	259.00
				Conference registration - D. Maurizio	6191 · Conferences - General	300.00
				Conference registration - J. Nakano	6191 · Conferences - General	300.00
				Watermaster gel pens w/logo	6031.7 · Other Office Supplies	610.20
				Watermaster coasters w/logo	6031.7 · Other Office Supplies	353.70
				Office supplies for mtgs	6031.7 · Other Office Supplies	180.09
				PK mtg w/Jane Anderson, Robert Craig	6312 · Meeting Expenses	44.79
				Registration and book for S. Molino for training	6192 · Training & Seminars	194.25
				Freestanding lecturn for PK's office	6031.7 · Other Office Supplies	196.99
				Reg. for PK @ Hexavalent Chromium Workshop	6191 · Conferences - General	125.00
				Airfare for PK for workshop	6191 · Conferences - General	453.80
				Mtg w/PK, DM, MW, BH	6141.3 · Admin Meetings	45.06
				15 replacement chairs for Boardroom	6031.7 · Other Office Supplies	2,105.84
				PK mtg/Rosemary Hoerning	8312 · Meeting Expenses	18.99
				Misc. office supplies for Executive office	6031.7 · Other Office Supplies	62.34
				PK reg. for AGWT conf. on Aquifer Recharge	6191 · Conferences - General	160.00
				Portfolio and keyboard for PK tablet	6031.7 · Other Office Supplies	140.06
				PK mtg w/Scott Burton	8312 · Meeting Expenses	30.11
				PK mtg w/Peter Rogers	6312 · Meeting Expenses	15.07
				PK mtg w/Brian Geye	8512 · Meeting Expense	47.21
				PK mtg w/Bob Bowcock	6312 · Meeting Expenses	47.14
				PK reg. for ACWA 2013 Legislative Symposium	6191 · Conferences - General	210.00
				PK airfare for 2013 Legislative Symposium	6191 · Conferences - General	451.30
				PK mtg w/Jim Curatalo	6312 · Meeting Expenses	25.50
				PK parking at Bob Hope Airport	6191 · Conferences - General	23.00
					Total Disbursements:	6,399.44

P25

TOTAL

THIS PAGE
HAS
INTENTIONALLY
BEEN LEFT
BLANK
FOR PAGINATION



CHINO BASIN WATERMASTER

9641 San Bernardino Road, Rancho Cucamonga, Ca 91730
Tel: 909.484.3888 Fax: 909.484.3890 www.cbwm.org

PETER KAVOUNAS, P.E.
General Manager

STAFF REPORT

DATE: May 23, 2013
TO: Watermaster Board Members
SUBJECT: Combining Schedule of Revenue, Expenses and Changes in Working Capital for the Period July 1, 2012 through February 28, 2013 - Financial Report B3 (February 28, 2013)

SUMMARY

Issue: Record of Revenue, Expenses and Changes in Working Capital for the Period July 1, 2012 through February 28, 2013.

Recommendation: Staff recommends the Combining Schedule of Revenue, Expenses and Changes in Working Capital for the Period July 1, 2012 through February 28, 2013 be received and filed as presented.

Financial Impact: Funds disbursed were included in the FY 2012-2013 Watermaster Budget.

Future Consideration

Watermaster Board: May 23, 2013; Receive and File (Normal Course of Business)

ACTIONS:

April 11, 2013 – Appropriative Pool – Moved unanimously to receive and file
April 11, 2013 – Non-Agricultural Pool – Moved unanimously to receive and file, without approval
April 11, 2013 – Agricultural Pool – Moved unanimously to receive and file
April 18, 2013 – Advisory Committee – Moved unanimously to receive and file
April 25, 2013 – Watermaster Board – Meeting Cancelled
May 23, 2013 – Watermaster Board –

BACKGROUND

A Combining Schedule of Revenue, Expenses and Changes in Working Capital for the period July 1, 2012 through February 28, 2013 is provided to keep all members apprised of the FY 2012/2013 cumulative Watermaster revenues, expenditures and changes in working capital for the period listed.

DISCUSSION

The Combining Schedule of Revenue, Expenses and Changes in Working Capital has been created from various financial reports and statements created from QuickBooks Enterprise Solutions 13.0, the Watermaster accounting system. The Combining Schedule provided balances to the supporting documentation in the Watermaster accounting system as presented.

ATTACHMENTS:

1. Financial Report - B3

CHINO BASIN WATERMASTER
 COMBINING SCHEDULE OF REVENUE, EXPENSES AND CHANGES IN WORKING CAPITAL
 FOR THE PERIOD JULY 1, 2012 THROUGH FEBRUARY 28, 2013

Financial Report - B3

	WATERMASTER ADMINISTRATION	OPTIMUM BASIN MANAGEMENT	POOL ADMINISTRATION & SPECIAL PROJECTS			GROUNDWATER OPERATIONS		EDUCATION FUNDS	GRAND TOTALS	BUDGET 2012-2013
			APPROPRIATIVE POOL	AG POOL	NON-AG POOL	GROUNDWATER REPLENISHMENT	SB222 FUNDS			
Administrative Revenues:										
Administrative Assessments			6,329,126		283,393				6,612,519	\$6,612,663
Interest Revenue			6,854	807	205			0	7,866	39,600
Mutual Agency Project Revenue	151,550								151,550	152,938
Grant Income									-	0
Miscellaneous Income	21,710								21,710	0
Total Revenues	173,260	-	6,335,981	807	283,598	-	-	0	6,793,646	6,805,201
Administrative & Project Expenditures:										
Watermaster Administration	632,330								632,330	463,643
Watermaster Board-Advisory Committee	102,347								102,347	177,279
Ag Pool Misc. Expense - Ag Fund									-	400
Pool Administration			93,964	88,402	54,277				236,643	627,959
Optimum Basin Mgmt Administration		697,852							697,852	1,208,641
OBMP Project Costs		1,551,928							1,551,928	3,976,351
Debt Service		504,688							504,688	501,055
Basin Recharge Improvements		17,000							17,000	272,829
Education Funds Use								-	-	257
Mutual Agency Project Costs									-	10,000
Total Administrative/OBMP Expenses	734,677	2,771,468	93,964	88,402	54,277	-	-	-	3,742,788	7,238,413
Net Administrative/OBMP Expenses	(561,416)	(2,771,468)								
Allocate Net Admin Expenses To Pools	561,416		377,139	163,292	20,985				-	
Allocate Net OBMP Expenses To Pools		2,266,780	1,522,741	659,309	84,730				-	
Allocate Debt Service to App Pool		504,688	504,688						-	
Agricultural Expense Transfer*			911,002	(911,002)					-	
Total Expenses	3,409,535	-	3,409,535	-	159,993	-	-	-	3,742,788	7,238,413
Net Administrative Income	2,926,446	-	2,926,446	807	123,605	-	-	0	3,050,858	(433,212)
Other Income/(Expense)										
Replenishment Water Assessments			625,202		22,789				647,991	0
Non-Ag Stored Water Purchases			1,786,217						1,786,217	0
Interest Revenue						23			23	0
MWD Water Purchases									-	0
Non-Ag Stored Water Purchases			(2,289,276)						(2,289,276)	0
MWD Water Purchases									-	0
Groundwater Replenishment									-	0
Refund-Excess Reserves			(764,137)		(24,510)				(788,647)	0
Refund-Recharge Debt									-	0
Net Other Income/(Expense)	(641,994)	-	(641,994)	-	(1,721)	23	-	-	(643,692)	0
Net Transfers To/(From) Reserves	2,407,167	-	2,284,452	807	121,884	23	-	0	2,407,167	(433,212)
Working Capital, July 1, 2012			4,984,619	477,493	133,837	24,627	158,251	256	5,779,084	
Working Capital, End Of Period			7,269,071	478,300	255,722	24,651	158,251	257	8,186,251	8,186,251
11/12 Assessable Production			79,342,533	34,353,325	4,414,887				118,110,745	
11/12 Production Percentages			67.176%	29.086%	3.738%				100.000%	

*Fund balance transfer as agreed to in the Peace Agreement.

N:\Administration\Meetings - Agendas & Minutes\2013\Staff Letters\20130411 Combining Schedule B3_February 2013.xls\Jul2012-Feb2013

THIS PAGE
HAS
INTENTIONALLY
BEEN LEFT
BLANK
FOR PAGINATION



CHINO BASIN WATERMASTER

9641 San Bernardino Road, Rancho Cucamonga, Ca 91730
Tel: 909.484.3888 Fax: 909.484.3890 www.cbwm.org

PETER KAVOUNAS, P.E.
General Manager

STAFF REPORT

DATE: May 23, 2013
TO: Watermaster Board Members
SUBJECT: Treasurer's Report of Financial Affairs for the Period February 1, 2013 through February 28, 2013 - Financial Report B4 (February 28, 2013)

SUMMARY

Issue: Record of increases or decreases in the cash position, assets and liabilities of Watermaster for the Period of February 1, 2013 through February 28, 2013.

Recommendation: Staff recommends the Treasurer's Report of Financial Affairs for the Period February 1, 2013 through February 28, 2013 be received and filed as presented.

Financial Impact: Funds disbursed were included in the FY 2012-2013 Watermaster Budget.

Future Consideration

Watermaster Board: May 23, 2013; Receive and File (Normal Course of Business)

ACTIONS:

April 11, 2013 – Appropriative Pool – Moved unanimously to receive and file
April 11, 2013 – Non-Agricultural Pool – Moved unanimously to receive and file, without approval
April 11, 2013 – Agricultural Pool – Moved unanimously to receive and file
April 18, 2013 – Advisory Committee – Moved unanimously to receive and file
April 25, 2013 – Watermaster Board – Meeting was cancelled
May 23, 2013 – Watermaster Board –

BACKGROUND

A Treasurer's Report of Financial Affairs for the Period February 1, 2013 through February 28, 2013 is provided to keep all members apprised of the total cash in banks (Bank of America, LAIF, and CalTRUST) and on hand at the Watermaster office (petty cash) at the end of the period stated. The Treasurer's Report details the change (increase or decrease) in the overall cash position of Watermaster, as well as the changes (increase or decrease) to the assets and liabilities section of the balance sheet. The report also provides a detailed listing of all deposits and/or withdrawals in the California State Treasurer's Local Agency Investment Fund (LAIF) and/or CalTRUST, the most current effective yield as of the last quarter, and the ending balance in LAIF as of the reporting date.

DISCUSSION

The Treasurer's Report of Financial Affairs has been created from various financial reports and statements created from QuickBooks Enterprise Solutions 13.0, the Watermaster accounting system. The Treasurer's Report provided, balances to the supporting documentation in the Watermaster accounting system, as well as the supporting bank statements.

ATTACHMENTS

1. Financial Report - B4

**CHINO BASIN WATERMASTER
TREASURER'S REPORT OF FINANCIAL AFFAIRS FOR THE PERIOD
FEBRUARY 1 THROUGH FEBRUARY 28, 2013**

Financial Report - B4

DEPOSITORIES:

Cash on Hand - Petty Cash		\$	500
Bank of America			
Governmental Checking-Demand Deposits	\$	924,303	
Zero Balance Account - Payroll	\$	-	924,303
Local Agency Investment Fund - Sacramento			8,330,392
TOTAL CASH IN BANKS AND ON HAND			\$ 9,255,195
TOTAL CASH IN BANKS AND ON HAND	2/28/2013		9,255,195
	1/31/2013		9,611,547
PERIOD INCREASE (DECREASE)			\$ (356,352)

CHANGE IN CASH POSITION DUE TO:

Decrease/(Increase) in Assets: Accounts Receivable		\$	(42,156)
Assessments Receivable			-
Prepaid Expenses, Deposits & Other Current Assets			(1,128)
(Decrease)/Increase in Liabilities: Accounts Payable			(95,491)
Accrued Payroll, Payroll Taxes & Other Current Liabilities			33,758
Transfer to/(from) Reserves			(251,335)
PERIOD INCREASE (DECREASE)			\$ (356,352)

SUMMARY OF FINANCIAL TRANSACTIONS:

	Petty Cash	Gov't'l Checking Demand	Zero Balance Account Payroll	Local Agency Investment Funds	Totals
Balances as of 1/31/2013	\$ 500	\$ 780,655	\$ -	\$ 8,830,392	\$ 9,611,547
Deposits	-	500,000	-	-	500,000
Transfers	-	(55,388)	53,793	(500,000)	(501,595)
Withdrawals/Checks	-	(300,964)	(53,793)	-	(354,757)
Balances as of 2/28/2013	\$ 500	\$ 924,303	\$ -	\$ 8,330,392	\$ 9,255,195
PERIOD INCREASE OR (DECREASE)	\$ -	\$ 143,648	\$ -	\$ (500,000)	\$ (356,352)

P33

**CHINO BASIN WATERMASTER
TREASURER'S REPORT OF FINANCIAL AFFAIRS FOR THE PERIOD
FEBRUARY 1 THROUGH FEBRUARY 28, 2013**

INVESTMENT TRANSACTIONS

Effective Date	Transaction	Depository	Activity	Redeemed	Days to Maturity	Interest Rate(*)	Maturity Yield
2/15/2013	Withdrawal	L.A.I.F	\$ (500,000)				
TOTAL INVESTMENT TRANSACTIONS			\$ (500,000)	-			

* The earnings rate for L.A.I.F. is a daily variable rate; 0.32% was the effective yield rate at the Quarter ended December 31, 2012.

**INVESTMENT STATUS
February 28, 2013**

<u>Financial Institution</u>	<u>Principal Amount</u>	<u>Number of Days</u>	<u>Interest Rate</u>	<u>Maturity Date</u>
Local Agency Investment Fund	\$ 8,330,392			
TOTAL INVESTMENTS	\$ 8,330,392			

Funds on hand are sufficient to meet all foreseen and planned Administrative and project expenditures during the next six months.

All investment transactions have been executed in accordance with the criteria stated in Chino Basin Watermaster's Investment Policy.

Respectfully submitted,

Joseph S. Joswiak
Chief Financial Officer
Chino Basin Watermaster



CHINO BASIN WATERMASTER

9641 San Bernardino Road, Rancho Cucamonga, Ca 91730
Tel: 909.484.3888 Fax: 909.484.3890 www.cbwm.org

PETER KAVOUNAS, P.E.
General Manager

STAFF REPORT

DATE: May 23, 2013
TO: Watermaster Board Members
SUBJECT: Budget vs. Actual Report for the Period July 1, 2012 through February 28, 2013 -
Financial Report B5 (February 28, 2013)

SUMMARY

Issue: Record of revenues and expenses of Watermaster for the Period of July 1, 2012 through February 28, 2013.

Recommendation: Staff recommends the Budget vs. Actual Report for the Period July 1, 2012 through February 28, 2013 be received and filed as presented.

Financial Impact: Funds disbursed were included in the FY 2012-2013 Watermaster Budget.

Future Consideration

Watermaster Board: May 23, 2013; Receive and File (Normal Course of Business)

ACTIONS:

April 11, 2013 – Appropriative Pool – Moved unanimously to receive and file
April 11, 2013 – Non-Agricultural Pool – Moved unanimously to receive and file, without approval
April 11, 2013 – Agricultural Pool – Moved unanimously to receive and file
April 18, 2013 – Advisory Committee – Moved unanimously to receive and file
April 25, 2013 – Watermaster Board – Meeting Cancelled
May 23, 2013 – Watermaster Board –

BACKGROUND

A Budget vs. Actual Report for the period July 1, 2012 through February 28, 2013 is provided to keep all members apprised of the total revenues and expenses for the current fiscal year. The expense section is categorized into four distinct sections. Those sections are: General and Administrative Expenses; Optimal Basin Management Program Expenses; Project Expenses; and Other Income/Expenses.

DISCUSSION

The Budget vs. Actual report has been created from QuickBooks Enterprise Solutions 13.0, the Watermaster accounting system. The Budget vs. Actual report provided, balances to the supporting documentation in the Watermaster accounting system, as well as the supporting bank statements.

As part of the Mid-Year Review presented during the February 2013 meetings, the Budget Transfer form (T-13-02-01) was approved and incorporated into the financial reports as of January 31, 2013. The Budget Transfer form (T-13-02-01) is a zero-based document, which means the reductions and additions within the general ledger accounts equal. Overall, the approved expense budget for FY 2012-2013 of \$7,238,413.48 (which includes the additional "Carry Over" funding of \$433,212.48) was NOT increased.

Year-To-Date (YTD) for the eight months ending February 28, 2013, all but one category was at or below the projected budget. Overall, the (YTD) Actual Expenses were \$1,576,983 or 29.6% below the (YTD) Budgeted Expenses of \$5,319,783. The one category above budget was the Watermaster Administrative Salary Expenses (6010's) which were over budget by the amount of \$4,750. Watermaster utilizes an in-house database time and attendance system to allocate staff's actual hours worked and also allocates the hours to a specific project or activity. Watermaster staff time could be charged to administrative, OBMP, specific projects, and many other categories. Most recently, some Watermaster staff spent more time on administrative related tasks and less time on specific project related areas. When the FY 2012/13 budget was developed, basic assumptions were used in allocating how staff's time would be spent and on which projects or activities. The staffing dollars are then allocated into those specific areas and budgeted on a 1/12 monthly budget. When actual staffing activities vary from the budgeted assumptions, a positive or negative variance can be created. This is what is currently taking place within the administrative salary category. The Year-To-Date expenses in this category are running ahead of budget and should level off as the fiscal year progresses. It should be noted that the overall Watermaster salary expenses are not over budget, the overage is just with this individual line category. At the current time, a Budget Transfer request is not scheduled for this month, but might be part of the End-of-Year Review or other adjustments in the upcoming months.

SALARIES EXPENSE

The chart listed below summarized the Year-To-Date (YTD) Actual Watermaster salary costs compared to the Year-To-Date (YTD) Budget. Please be advised that the "\$ Over Budget" and the "% of Budget" columns are a comparison of the (YTD) Actual to the (YTD) Budget, not the 12-month Annual Budget. The 12-month Annual Budget column is presented only to provide the data in a full and complete format.

As of February 28, 2013, the total (YTD) Watermaster salary expenses are \$198,778 or 19.6% below the (YTD) budgeted amount of \$1,015,727. The budget was created with a staffing level of 9.5 Full Time Equivalents (FTE's). As of February 28, 2013, the actual full staffing level is 8.0 Full Time Equivalents (FTE's). Watermaster is in the process of finalizing the job description and other position information for the Field Technician position. Once these activities have been completed, a hiring effort will begin.

As discussed above, the administrative salaries category (6011) is currently above budget while other salary categories are below budget. The Watermaster salary budget is developed each fiscal year with assumptions on which activities each employee will spend his/her time on throughout the year. When the assumed activities vary from how each employee's actual time is recorded in the time and attendance

system, a variance is recorded. The table listed below shows how on a consolidated basis, the Watermaster employee activity compares with the budgeted activity. In some cases, the activity is above the budget, and in most cases, the activity is below the budget. The following details are provided:

	Jul '12 - Feb '13	Budget	\$ Over Budget	% of Budget	Annual Budget
WM Salary Expense					
6011 · WM Staff Salaries	328,028.00	309,559.38	18,468.62	105.97%	462,560.00
6011.2 · WM Staff - Admin. Paid Leave	2,380.75	0.00	2,380.75	100.0%	0.00
6201 · Advisory Committee - WM Staff Salaries	8,679.88	14,737.00	-6,057.12	58.9%	22,105.00
6301 · Watermaster Board - WM Staff Salaries	13,919.15	20,736.00	-6,816.85	67.13%	31,104.00
8301 · Appropriative Pool - WM Staff Salaries	13,532.46	19,670.00	-6,137.54	68.8%	29,505.00
8401 · Agricultural Pool - WM Staff Salaries	14,181.16	17,286.68	-3,105.52	82.04%	25,930.00
8501 · Non-Agricultural Pool - WM Staff Salaries	8,189.76	9,810.00	-1,620.24	83.48%	14,715.00
6901 · OBMP - WM Staff Salaries	150,317.55	149,702.68	614.87	100.41%	224,554.00
7101.1 · Production Monitor - WM Staff Salaries	38,133.20	71,997.32	-33,864.12	52.97%	107,996.00
7102.1 · In-line Meter - WM Staff Salaries	1,669.44	7,024.68	-5,355.24	23.77%	10,537.00
7103.1 · Grdwater Quality - WM Staff Salaries	31,500.00	40,042.68	-8,542.68	78.67%	60,064.00
7104.1 · Grdwater Level - WM Staff Salaries	33,433.30	60,384.68	-26,951.38	55.37%	90,577.00
7105.1 · Sur Wtr Qual - WM Staff Salaries	0.00	2,078.68	-2,078.68	0.0%	3,118.00
7107.1 · Grd Level Monitoring - WM Staff Salaries	0.00	1,120.00	-1,120.00	0.0%	1,680.00
7108.1 · Hydraulic Control - WM Staff Salaries	868.87	4,988.68	-4,119.81	17.42%	7,483.00
7108.11 · Prado Basin - WM Staff Salaries	4,788.08	0.00	4,788.08	100.0%	0.00
7201 · Comp Recharge - WM Staff Salaries	29,730.11	87,500.00	-57,769.89	33.98%	131,250.00
7301 · PE3&5 - WM Staff Salaries	3,023.79	25,767.32	-22,743.53	11.74%	38,651.00
7401 · PE4 - WM Staff Salaries	214.73	8,458.68	-8,243.95	2.54%	12,688.00
7501.1 · PE 6&7 - WM Staff Salaries (Plume)	2,919.93	16,000.00	-13,080.07	18.25%	24,000.00
7501 · PE6&7 - WM Staff Salaries	1,405.48	5,015.32	-3,609.84	28.02%	7,523.00
7601 · PE8&9 - WM Staff Salaries	3,974.63	31,293.32	-27,318.69	12.7%	46,940.00
7701 · Inactive Well - WM Staff Salaries	0.00	280.00	-280.00	0.0%	420.00
Subtotal WM Staff Costs	690,890.27	903,453.10	-212,562.83	76.47%	1,353,400.00
60185 · Vacation	53,538.16	41,265.32	12,272.84	129.74%	52,898.00
60186 · Sick Leave	31,581.22	32,214.00	-632.78	98.04%	42,321.00
60187 · Holidays	40,938.61	38,794.25	2,144.36	105.53%	42,321.00
Subtotal WM Paid Leaves	126,057.99	112,273.57	13,784.42	112.28%	137,540.00
Total WM Salary Costs	816,948.26	1,015,726.67	-198,778.41	80.43%	1,490,940.00

BROWNSTEIN HYATT FARBER SCHRECK EXPENSES

The chart listed below summarizes the Brownstein Hyatt Farber Schreck (BHFS) expenses as of February 28, 2013 compared to the Year-To-Date (YTD) budget. Please be advised that the "\$ Over Budget" and the "% of Budget" columns are a comparison of the (YTD) Actual to the (YTD) Budget, not the 12-month Annual Budget. The 12-month Annual Budget column is presented only to provide the data in a full and complete format.

As of February 28, 2013, the BHFS expenses are \$54,273 or 11.1% below the (YTD) budgeted amount of \$489,778. As approved during the July 2012 meetings, the Pools, Advisory Committee and the Board meeting for the month of August were not held. As a result, the related meeting expenses from (BHFS) are lower than budgeted. For the month of February, there were some individual line items that were over the budgeted amount, but overall the BHFS expenses were on target with the overall legal budget. Currently, a Budget Transfer request to reallocate the (BHFS) legal services budget is not scheduled for this month, but might be part of the End-of-Year Review or other adjustments in the upcoming months. The following details are provided:

	Jul '12 - Feb '13	Budget	\$ Over Budget	% of Budget	Annual Budget
6070 · Watermaster Legal Services					
6071 · BHFS Legal - Court Coordination	22,696.72	23,966.68	-1,269.96	94.7%	35,950.00
6072 · BHFS Legal - Annotated Judgment	23,408.00	50,666.67	-27,258.67	46.2%	57,000.00
6073 · BHFS Legal - Personnel Matters	11,900.85	7,625.00	4,275.85	156.08%	7,625.00
6074 · BHFS Legal - Interagency Issues	17,980.00	22,613.32	-4,633.32	79.51%	33,920.00
6075 · BHFS Legal - Replenishmnt Water	0.00	0.00	0.00	0.0%	0.00
6076 · BHFS Legal - Storage Issues	6,642.00	0.00	6,642.00	100.0%	0.00
6078 · BHFS Legal - Miscellaneous (Note 1)	45,955.71	40,766.68	5,189.03	112.73%	51,150.00
6078.1 · BHFS Legal - Refresh, Recharge, Reunite	21,493.50	17,000.00	4,493.50	126.43%	25,000.00
Total 6070 · Watermaster Legal Services	150,076.78	162,638.35	-12,561.57	92.28%	210,645.00
6275 · BHFS Legal - Advisory Committee	16,518.08	19,520.00	-3,001.92	84.62%	29,280.00
6375 · BHFS Legal - Board Meeting	41,246.00	42,826.68	-1,580.68	96.31%	64,240.00
8375 · BHFS Legal - Appropriative Pool	37,480.40	34,520.00	2,960.40	108.58%	49,280.00
8475 · BHFS Legal - Agricultural Pool	18,010.68	19,520.00	-1,509.32	92.27%	29,280.00
8575 · BHFS Legal - Non-Ag Pool	19,791.84	19,520.00	271.84	101.39%	29,280.00
8575.1 · BHFS Legal - Paragraph 15 CSI/Aqua	10,072.88	10,000.00	72.88	100.73%	10,000.00
Total BHFS Legal Services	143,119.88	145,906.68	-2,786.80	98.09%	211,360.00
6907.3 · WM Legal Counsel					
6907.30 · Peace II - CEQA	1,071.00	0.00	1,071.00	100.0%	0.00
6907.31 · South Archibald Plume	0.00	21,200.00	-21,200.00	0.0%	31,800.00
6907.32 · Chino Airport Plume	2,925.00	21,200.00	-18,275.00	13.8%	31,800.00
6907.33 · Desalter/Hydraulic Control	46,717.69	33,400.00	13,317.69	139.87%	50,100.00
6907.34 · Santa Ana River Water Rights	10,269.70	15,500.00	-5,230.30	66.26%	23,250.00
6907.35 · Paragraph 31 Motion	20,911.72	17,800.00	3,111.72	117.48%	17,800.00
6907.36 · Santa Ana River Habitat	4,351.40	7,433.32	-3,081.92	58.54%	11,150.00
6907.37 · Water Auction	0.00	0.00	0.00	0.0%	0.00
6907.38 · Reg. Water Quality Cntrl Board	0.00	7,966.68	-7,966.68	0.0%	11,950.00
6907.39 · Recharge Master Plan	48,031.59	39,666.68	8,364.91	121.09%	54,500.00
6907.40 · Storage Agreements	7,877.36	11,866.68	-3,989.30	66.38%	17,800.00
6907.41 · Prado Basin Habitat Sustainability	153.00	5,200.00	-5,047.00	2.94%	7,800.00
6907.90 · WM Legal Counsel - Unanticipated	0.00	0.00	0.00	0.0%	0.00
Total 6907 · WM Legal Counsel	142,308.48	181,233.36	-38,924.88	78.52%	257,950.00
Total Brownstein, Hyatt, Farber, Schreck Costs	435,505.14	489,778.39	-54,273.25	88.92%	679,955.00

Note 1: The types of legal activities that have been charged against the "Miscellaneous" legal category account 6078 are as follows: (1) Discussions with the new General Manager regarding Watermaster issues and topics; (2) Assessment Package Review, Workshops; (3) Research Pool Membership issues; (4) Research Watermaster Peace I and II Obligations and Task Lists; (5) Review OBMP Milestones; (6) Stormwater and New Yield; (7) Annual Financial Audit Response; (8) Review Consulting Agreement(s); (9) Coordination of Ongoing Watermaster Projects; and (10) Review of draft documents.

OBMP ENGINEERING SERVICES AND LEGAL COSTS

For February 28, 2013, the accounts 6901-6906 (Optimum Basin Mgmt Program) section was below the Year-To-Date (YTD) budget by \$42,414 or 12.3%. Within the category 6907 (Optimum Basin Mgmt Program Legal Fees) are the remaining Brownstein Hyatt Farber Schreck (BHFS) Watermaster's legal expenses. Within the legal expense category, some individual line item activities were above the budget \$25,866 while some other line item activities were below the budget \$64,790. Above the budget line items were the Peace II CEQA of \$1,071; the Desalter/Hydraulic Control of \$13,318; the Paragraph 31

Motion of \$3,112; and the Recharge Master Plan of \$8,365. The individual legal projects/activities that were below budget for the Year-To-Date (YTD) period were the South Archibald Plume of \$21,200; the Chino Airport Plume of \$18,275; the Santa Ana River Water Rights of \$5,230; the Santa Ana River Habitat of \$3,082; the Regional Water Quality Control Board of \$7,967; Storage Agreements of \$3,989; and Prado Basin Habitat Sustainability of \$5,047. For the eight months ended February 28, 2013, the overall cumulative (YTD) budget was \$181,233 and the actual (BHFS) legal expenses totaled \$142,308 which resulted in an under budget variance of \$38,925 or 21.5%.

The chart listed below summarizes the Optimum Basin Management Program (OBMP) expenses as of February 28, 2013 compared to the Year-To-Date (YTD) budget. Please be advised that the "\$ Over Budget" and the "% of Budget" columns are a comparison of the (YTD) Actual to the (YTD) Budget, not the 12-month Annual Budget. The 12-month Annual Budget column is presented only to provide the data in a full and complete format.

Overall, the Optimum Basin Management Program (OBMP) category was \$610,517 compared to a (YTD) budget of \$694,920 for an under budget of \$84,403 or 12.1% as of February 28, 2013.

	Jul '12 - Feb '13	Budget	\$ Over Budget	% of Budget	Annual Budget
6900 - Optimum Basin Mgmt Plan					
6901 - WM Staff Salaries	150,317.55	149,702.68	614.87	100.41%	224,554.00
6902.31 - OBMP - Wildermuth Staff	3,085.40	0.00	3,085.40	100.0%	0.00
6903 - OBMP SAWPA Group	10,593.00	11,000.00	-407.00	96.3%	11,000.00
6906 - OBMP Engineering Services					
6906.1 - OBMP - Watermaster Model Update	73,576.00	99,828.00	-26,252.00	73.7%	99,828.00
6906.8 - OBMP - Reports	140.00	0.00	140.00	100.0%	0.00
6906 - OBMP Engineering Services - Other	228,210.10	244,512.32	-16,302.22	93.33%	388,996.00
Total 6906 - OBMP Engineering Services	301,926.10	344,340.32	-42,414.22	87.68%	488,824.00
6907 - OBMP Legal Fees					
6907.3 - WM Legal Counsel					
6907.30 - Peace II - CEQA	1,071.00	0.00	1,071.00	100.0%	0.00
6907.31 - South Archibald Plume	0.00	21,200.00	-21,200.00	0.0%	31,800.00
6907.32 - Chino Airport Plume	2,925.00	21,200.00	-18,275.00	13.8%	31,800.00
6907.33 - Desalter/Hydraulic Control	46,717.69	33,400.00	13,317.69	139.87%	50,100.00
6907.34 - Santa Ana River Water Rights	10,269.70	15,500.00	-5,230.30	66.26%	23,250.00
6907.35 - Paragraph 31 Motion	20,911.72	17,800.00	3,111.72	117.48%	17,800.00
6907.36 - Santa Ana River Habitat	4,351.40	7,433.32	-3,081.92	58.54%	11,150.00
6907.37 - Water Auction	0.00	0.00	0.00	0.0%	0.00
6907.38 - Reg. Water Quality Cntrl Board	0.00	7,966.68	-7,966.68	0.0%	11,950.00
6907.39 - Recharge Master Plan	48,031.59	39,666.68	8,364.91	121.09%	54,500.00
6907.40 - Storage Agreements	7,877.38	11,866.68	-3,989.30	66.38%	17,800.00
6907.41 - Prado Basin Habitat Sustainability	153.00	5,200.00	-5,047.00	2.94%	7,800.00
6907.90 - WM Legal Counsel - Unanticipated	0.00	0.00	0.00	0.0%	0.00
Total 6907 - WM Legal Counsel	142,308.48	181,233.36	-38,924.88	78.52%	257,950.00
Total 6907 - OBMP Legal Fees	142,308.48	181,233.36	-38,924.88	78.52%	257,950.00
6909 - OBMP Other Expenses					
6909.1 - OBMP Meetings	546.96	0.00	546.96	100.0%	0.00
6909.3 - Other OBMP Expenses	1,740.00	1,977.00	-237.00	88.01%	1,977.00
6909.4 - Printing	0.00	0.00	0.00	0.0%	0.00
6909.5 - Ad Hoc Litigation Committee	0.00	0.00	0.00	0.0%	0.00
6909.6 - OBMP Expenses - Miscellaneous	0.00	6,666.68	-6,666.68	0.0%	10,000.00
Total 6909 - OBMP Other Expenses	2,286.96	8,643.68	-6,356.72	26.46%	11,977.00
Total 6900 - Optimum Basin Mgmt Plan	610,517.49	694,920.04	-84,402.55	87.85%	994,305.00

OBMP IMPLEMENTATION PROJECTS COSTS

The OBMP Implementation Projects (accounts 7100's – 7700's) were all (Under) budget as of February 28, 2013 in all categories. While there might have been some under and over budget line items within the sub-categories, when consolidated, no main category items were over budget.

The chart listed below summarized the Year-To-Date (YTD) Actual Wildermuth Environmental, Inc., (WEI) and other Engineering costs compared to the Year-To-Date (YTD) Budget. Please be advised that the "\$ Over Budget" and the "% of Budget" columns are a comparison of the (YTD) Actual to the (YTD) Budget, not the 12-month Annual Budget. The 12-month Annual Budget column is presented only to provide the data in a full and complete format.

As of February 28, 2013, the total (YTD) Engineering Services expenses are \$217,976 or 15.7% below the (YTD) budget amount of \$1,390,333. The following details are provided:

	Jul '11 - Feb '13	Budget	\$ Over Budget	% of Budget	Annual Budget
6902.31 · OBMP - Wildermuth Staff	3,085.40	0.00	3,085.40	100.0%	0.00
6906 · OBMP Engineering Services - Other	226,210.10	244,512.32	-16,302.22	93.33%	388,996.00
6906.1 · OBMP - Watermaster Model Update	73,576.00	99,828.00	-26,252.00	73.7%	99,828.00
6906.8 · OBMP - Reports	140.00	0.00	140.00	100.0%	0.00
7101.31 · Prod Monitor-Engineering-SubContractor	6,354.19	0.00	6,354.19	100.0%	0.00
7103.3 · Grdwtr Qual-Engineering	41,426.70	44,464.00	-3,037.30	93.17%	66,816.00
7103.31 · Grdwtr Qual-Engineering-SubContractor	11,387.67	0.00	11,387.67	100.0%	0.00
7103.5 · Grdwtr Qual-Lab Svcs	32,352.00	34,282.67	-1,930.67	94.37%	38,566.00
7104.3 · Grdwtr Level-Engineering	102,687.28	120,931.32	-18,244.04	84.91%	181,397.00
7107.2 · Grd Level-Engineering	107,866.96	109,842.68	-1,975.72	98.2%	137,259.00
7107.3 · Grd Level-SAR Imagery	34,000.00	45,000.00	-11,000.00	75.56%	90,000.00
7107.6 · Grd Level-Contract Svcs	51,632.32	81,866.68	-30,234.36	63.07%	122,300.00
7107.61 · Grd Level-Chino Hills ASR	39,980.00	100,337.32	-60,357.32	39.85%	150,506.00
7107.8 · Grd Level-Cap Equip Exte	0.00	16,534.50	-16,534.50	0.0%	20,546.00
7108.3 · Hydraulic Control-Engineering	66,304.28	73,178.36	-6,874.08	90.61%	88,002.00
7108.4 · Hydraulic Control-Lab Svcs	73,474.00	45,107.32	28,366.68	162.89%	67,661.00
7108.7 · Hydraulic Control-Prado Basin Habitat	90,066.82	142,189.57	-52,122.75	63.34%	208,856.25
7108.9 · Hydraulic Control-Contract Svcs	0.00	3,000.00	-3,000.00	0.0%	4,500.00
7109.3 · Recharge & Well - Engineering	0.00	0.00	-10,770.00	0.0%	4,000.00
7202.3 · Comp Recharge-Implementation	155,112.31	128,685.12	26,427.19	120.54%	210,055.00
7303 · PE3&5-Engineering - Other	13,292.00	20,229.32	-6,937.32	65.71%	30,344.00
7402 · PE4-Engineering	43,644.59	34,712.00	8,932.59	125.73%	62,066.00
7403 · PE4-Contract Svcs	0.00	10,000.00	-10,000.00	0.0%	15,000.00
7502 · PE6&7-Engineering	1,463.89	35,631.62	-34,167.73	4.11%	50,470.30
7502.1 · PE6&7-Engineering Svcs (Plume)	7,070.67	0.00	7,070.67	100.0%	0.00
7602 · PE8&9-Engineering	0.00	0.00	0.00	0.0%	0.00
Total Wildermuth Environmental, Inc. Costs	1,183,127.18	1,390,332.80	-217,975.62	85.1%	2,027,170.55 *

* Wildermuth and Subcontractor Engineering Budget of \$1,982,360 plus Carryover Funds from FY 2011/12 of \$44,810.55 = \$2,027,170.55
Carryover Funds FY 2011/12 = \$24,500.00 (7107.2), \$1,000.00 (7107.6), \$4,500.00 (7107.8), \$8,856.25 (7108.7) and \$5,954.30 (7502) = \$44,810.55

As noted above, \$44,810.55 has been "Carried Over" from FY 2011/12 per the Watermaster policy 4.17 which was approved during FY 2011/12. These amounts, along with any other "Carried Over" expenses were not included in the Assessment process billed and completed in November 2012 because these dollar amounts were previously funded from last year's Assessment process.

The total Engineering Services budget of \$2,027,171 includes direct labor costs for Wildermuth Environmental, Inc. (69%) along with other direct charges such as equipment rental, laboratory fees, travel costs, reproduction costs, and outside professional services (31%).

PRADO BASIN HABITAT SUSTAINABILITY PROGRAM

The Prado Basin Habitat Sustainability Program came about as a result of the Peace II Agreement SEIR mitigation measure 4.4-3 and was adopted by IEUA's board in October, 2010. The purpose of the mitigation measure is to ensure that the Prado Basin riparian habitat will not be impacted by HC. The basic program tasks are to convene a committee that will develop this adaptive management plan, to install necessary monitoring wells, to complete vegetation and aerial surveys, and to implement photo station monitoring. In terms of the financial aspects of this program, there is a cost sharing agreement, which was approved by the Watermaster Board in September, 2012 for a total budget of \$440,000. This is a 50/50 cost sharing agreement between Watermaster and IEUA with a not to exceed amount of \$220,000 for each party. Included in that cost is hiring a consultant to develop the adaptive management plan, WEI performing the project management tasks related to the monitoring well installation, hiring a contractor to construct and install up to seventeen monitoring wells at nine separate sites, and United States Bureau of Reclamation performing vegetation monitoring every three years. Grants have been applied for to offset the cost of this program; however, it is not yet known if any will be received.

The process of invoicing IEUA for their 50% portion of the (WEI) invoices will be completed by Watermaster staff at the end of every quarter. The information listed below is provided for the period of May 1, 2012 through February 28, 2013:

	Wildermuth Environmental, Inc.	50% Billing "TO" IEUA	50% Billing "FROM" IEUA	Costs For Watermaster	Watermaster Staff "Hours"	Watermaster Staff "Costs"
May 2012 - Jun. 2012	\$ 11,143.75	\$ (5,571.88)		\$ 5,571.88	4.00	\$ 411.38
Jul. 2012 - Feb. 2013	\$ 90,066.82	\$ (45,033.41)		\$ 45,033.41	44.00	\$ 4,788.08
Totals	\$ 101,210.57	\$ (50,605.29)	\$ -	\$ 50,605.29	48.00	\$ 5,199.46
	7108.7	7108.71, 7108.72	7108.75			7108.11

OTHER INCOME AND EXPENSE

In March 2012, the initial payment of \$295,200 (which included a 10% contingency) was issued to the Chino Basin Desalter Authority for work related to the Chino Creek Well Field extensometer project. In October, Watermaster was notified by the Project Administrator that the extensometer project was completed and a refund in the amount of \$21,710 was due to Watermaster. Watermaster received the funds of \$21,710 on October 23, 2012 and deposited the funds into our Bank of America bank account. The funds were recorded as Miscellaneous Income, category (4900).

As of December 31, 2012 the 2nd quarter LAIF interest income of \$3,613.94 was recorded to the Watermaster financial reports. The interest income on funds invested at LAIF is as follows:

1 st Quarter (July 2012 - September 2012):	\$4,275.69
2 nd Quarter (October 2012 - December 2012):	\$3,613.94

There were no other significant items to report within the category of Other Income and Expenses for the month of February 28, 2013.

"CARRY OVER" FUNDING

With the approval of the new "Carry Over" funding policy on March 22, 2012, there were amounts of \$433,212.48 carried over into the current fiscal year budget (FY 2012/13) as follows:

"Carried Over" Expenses At June 30, 2012	
Verizon VoIP Equipment, Installation	\$ 1,500.00
GM Search Expenses - Balance of Contract	\$ 9,000.00
Wildermuth Project Expenses	\$ 44,810.55
Chino Hills ASR Project	\$ 104,977.00
Recharge Improvement Projects	\$ 272,829.00
Appropriative Pool Legal Services Fund Balance	\$ 95.93
Total Balance, June 30, 2012	<u>\$ 433,212.48</u>

"Carried Over" Balance, July 1, 2012	\$ 433,212.48
Less: (Invoices Received To Date FY 2012/13)	
GM Search Expenses - Balance of Contract	\$ (9,000.00)
Wildermuth Project Expenses	\$ (44,810.55)
Appropriative Pool Legal Services Fund Balance	\$ (95.93)
Recharge Project - Turner Basin Invoice from IEUA	\$ (17,000.00)
Updated Balance as of February 28, 2013	<u>\$ 362,306.00</u>

Watermaster carried over \$272,829 in the Recharge Improvements Project categories. The amount of \$162,236 has been appropriated for use for the upcoming 3-year Turner Basin Improvements (7690.2), estimated in the range of \$270K+. The amount of \$30,900 has been appropriated for the Hickory Basin improvement project (7690.3) while the remaining amount of \$79,693 has been appropriated for Other Recharge Improvement Projects (7690.9).

As invoices are received from the vendors and booked against these items listed above, the "Carried Over" balance will be reduced throughout the current fiscal year. At June 30, 2013, any remaining balances of the FY 2011/12 expenses (if any), along with any new FY 2012/13 expenses, will then be "Carried Over" into the FY 2013/14 budget. During the audit fieldwork, there were discussions with the Charles Z. Fedak & Company senior auditor and Watermaster staff regarding the proper accounting treatment of the "Carried Over" funding process. The senior auditor has approved and concurs with the current accounting treatment and process for recording the "Carried Over" funding.

With the exceptions previously noted, there were no other unusual or significant transactions or events which occurred during the month of February 2013.

AUDIT FIELD WORK

Auditors from the audit firm of Charles Z. Fedak & Company were previously onsite at the Watermaster offices on July 16th and 17th to conduct scheduled field work for the FY 2011/2012 financial audit. Final field work was completed during the week of October 5th with the Annual Financial and Audit Reports issued on December 20, 2012. The presentation of the "Draft" Annual Financial and Audit Reports to the Board by the Senior Manager of Charles Z. Fedak & Company was completed on December 20, 2012. The "Final" Annual Financial and Audit Reports have been posted to the Watermaster website.

The final report to Watermaster staff from the Senior Manager revealed no operational or internal control issues or concerns. Watermaster was issued an "Unqualified" or "Clean" audit report. There was an adjusting entry regards to GASB No. 27 which deals with Accounting for Pensions by State and Local

Government Employers. As a direct result of the ongoing pension discussions and public scrutiny within California, the auditors have been ensuring that all of their public agency/government clients are following GASB No. 27. According to the Summary of Statement No. 27, "Employers that participate in *cost sharing multiple employer defined pension plans* are required to recognize pension expenditures/expense equal to the employer's contractually required contributions and a liability for unpaid contributions".

Since Watermaster has less than 100 active members/employees, Watermaster is required by CalPERS to participate in a risk pool. Watermaster currently is a member of the "Miscellaneous 2.5% at 55 Risk Pool". There are approximately 163 governmental agencies participating as part of this risk pool. Some of the public agencies who are currently participants of this pool are the Association of California Water Agencies, City of Lake Elsinore, Crestline Village Water District, Lake Arrowhead Community Services District, Monte Vista County Water District, and Rancho Cucamonga Fire Protection District, just to name a few.

According to CalPERS, "At the time of joining a risk pool, a side fund is created to account for the difference between the funded status of the pool and the funded status of your plan". According to recent information from CalPERS, Watermaster's Side Fund is currently \$122,863. CalPERS calculates the interest due and principal reduction each year and reduces the Side Fund balance. Watermaster staff has received a current amortization schedule from CalPERS for the outstanding liability amount to determine if the estimated balance of \$122,863 should be paid off in full to reduce current and future interest expense. The auditors have recommended, and Watermaster staff has complied, to record the outstanding liability of \$122,863 on the Balance Sheet for the CalPERS Side Fund. The previous audit firm of Mayer Hoffman McCann did not request or require Watermaster to book this entry on the Balance Sheet.

As part of the upcoming budget process, Watermaster staff will bring to the Pools, Advisory Committee and Board, a staff recommendation which will include the options available for the CalPERS Side Fund of \$122,863, including one option which would be payoff the current balance in FY 2013/14 or earlier.

ASSESSMENT INVOICING

The Watermaster Board approved the Assessment Package at the November 15, 2012 meeting. Watermaster staff created and emailed the Assessment invoices on Wednesday, November 21, 2012. The Assessment invoices were due 30 days from invoice date, so payment should have been received by Watermaster on or before December 21, 2012, prior to the Holiday office closure. ALL payments have been received and posted.

This year's Assessment invoicing included the standard Assessment amounts per the Assessment Package, along with any Special Assessments and the "Excess Cash Reserve" refund credits of \$788,647. The Appropriative Pool had a Special Assessment of \$75,000 as approved during their "Closed Session" on September 13, 2012. The \$75,000 was allocated to the Appropriative Pool members based upon a formula of 50% of the FY 2011/12 "Averaged Production & Exchanges" and 50% of the "Assigned Share of Operating Safe Yield.

On Friday, November 30, 2012, the Watermaster staff created and emailed the Assessment invoicing to the Appropriative Pool members for the Non-Agricultural Pool Stored Water Purchase. The Assessment invoices were due 30 days from invoice date, so payment should have been received by Watermaster on or before December 31, 2012. At the time of this report being issued, ALL payments have been received and posted.

Per the terms of the Settlement Agreement, the 4th of five annual payments to the Non-Agricultural Pool members for the Stored Water Purchase were to be issued on or before January 15, 2013. The nine checks totaling \$2,289,275.69 were mailed on January 10, 2013.

ATTACHMENT

- 1. Financial Report - B5

	1/12th (8.33%) of the Total Budget				8/12th (67%) of the Total Budget				100% of the Total Budget			
	For The Month of February 2013				Year-To-Date as of February 28, 2013				Fiscal Year End as of June 30, 2013			
	Actual	Budget	\$ Over(Under)	% of Budget	Actual	Budget	\$ Over(Under)	% of Budget	Projected	Budget	\$ Over(Under)	% of Budget
Income												
4010 · Local Agency Subsidies	0.00	0.00	0.00	0.0%	151,550.48	152,938.00	-1,387.52	99.09%	151,550.48	152,938.00	-1,387.52	99.09%
4110 · Admin Asmnts-Approp Pool	0.00	0.00	0.00	0.0%	6,329,126.18	6,360,952.00	-31,825.82	99.5%	6,329,126.18	6,360,952.00	-31,825.82	99.5%
4120 · Admin Asmnts-Non-Agrl Pool	0.00	0.00	0.00	0.0%	283,393.27	251,711.00	31,682.27	112.59%	283,393.27	251,711.00	31,682.27	112.59%
4700 · Non Operating Revenues	0.00	0.00	0.00	0.0%	7,866.35	19,800.00	-11,933.65	39.73%	18,232.70	39,600.00	-21,367.30	46.04%
4900 · Miscellaneous Income	0.00	0.00	0.00	0.0%	21,710.00	0.00	21,710.00	100.0%	21,710.00	0.00	21,710.00	100.0%
Total Income	0.00	0.00	0.00	0.0%	6,793,646.28	6,785,401.00	8,245.28	100.12%	6,804,012.63	6,805,201.00	-1,188.37	99.98%
Gross Profit	0.00	0.00	0.00	0.0%	6,793,646.28	6,785,401.00	8,245.28	100.12%	6,804,012.63	6,805,201.00	-1,188.37	99.98%
Expense												
6010 · Salary Costs	41,348.96	36,227.54	5,121.42	114.14%	362,610.37	357,860.58	4,749.79	101.33%	519,684.00	519,684.00	0.00	100.0%
6020 · Office Building Expense	8,124.85	8,453.00	-328.15	96.12%	69,414.65	71,605.00	-2,190.45	96.94%	107,345.00	107,345.00	0.00	100.0%
6030 · Office Supplies & Equip.	1,260.96	1,150.00	130.96	111.39%	17,323.17	17,350.00	-26.83	99.85%	24,500.00	24,500.00	0.00	100.0%
6040 · Postage & Printing Costs	6,443.70	4,297.33	2,146.37	149.95%	29,227.40	42,878.68	-13,651.28	68.16%	62,366.00	62,366.00	0.00	100.0%
6050 · Information Services	13,652.95	11,858.00	1,794.95	115.14%	86,365.95	96,447.34	-10,081.39	89.55%	143,796.00	143,796.00	0.00	100.0%
6060 · Contract Services	4,662.00	0.00	4,662.00	100.0%	36,453.79	40,900.00	-4,446.21	89.13%	40,900.00	40,900.00	0.00	100.0%
6070 · Watermaster Legal Services	21,693.24	24,751.66	-3,058.42	87.64%	150,076.78	162,638.35	-12,561.57	92.28%	210,645.00	210,645.00	0.00	100.0%
6080 · Insurance	0.00	0.00	0.00	0.0%	17,476.72	19,393.00	-1,916.28	90.12%	19,393.00	19,393.00	0.00	100.0%
6110 · Dues and Subscriptions	925.00	500.00	425.00	185.0%	25,494.77	27,250.00	-1,755.23	93.56%	27,500.00	27,500.00	0.00	100.0%
6140 · WM Admin Expenses	0.00	206.34	-206.34	0.0%	997.67	1,666.64	-668.77	59.87%	2,500.00	2,500.00	0.00	100.0%
6150 · Field Supplies	0.00	100.00	-100.00	0.0%	411.35	800.00	-388.65	51.42%	1,400.00	1,400.00	0.00	100.0%
6170 · Travel & Transportation	1,150.83	1,705.00	-554.17	67.5%	11,270.05	13,977.50	-2,707.45	80.63%	21,170.00	21,170.00	0.00	100.0%
6190 · Conferences & Seminars	392.33	125.00	267.33	313.86%	3,324.06	11,125.00	-7,800.94	29.88%	15,000.00	15,000.00	0.00	100.0%
6200 · Advisory Comm - WM Board	3,877.40	4,448.67	-571.27	87.16%	25,254.03	35,590.32	-10,336.29	70.95%	53,385.00	53,385.00	0.00	100.0%
6300 · Watermaster Board Expenses	11,235.63	10,299.50	936.13	109.09%	77,092.87	82,621.00	-5,528.13	93.31%	123,894.00	123,894.00	0.00	100.0%
8300 · Appr PI-WM & Pool Admin	4,842.29	15,190.42	-10,348.13	31.88%	93,964.36	104,619.25	-10,654.89	89.82%	154,380.93	154,380.93	0.00	100.0%
8400 · Agri Pool-WM & Pool Admin	5,356.62	5,273.58	83.04	101.58%	33,963.18	42,188.68	-8,225.50	80.5%	63,283.00	63,283.00	0.00	100.0%
8467 · Ag Legal & Technical Services	0.00	17,583.33	-17,583.33	0.0%	38,398.14	140,666.68	-102,268.54	27.3%	211,000.00	211,000.00	0.00	100.0%
8470 · Ag Meeting Attend -Special	1,700.00	1,441.67	258.33	117.92%	14,325.00	11,533.32	2,791.68	124.21%	17,300.00	17,300.00	0.00	100.0%
8471 · Ag Pool Expense	0.00	0.00	0.00	0.0%	1,715.50	48,750.00	-47,034.50	3.52%	65,000.00	65,000.00	0.00	100.0%
8485 · Ag Pool - Misc. Exp. - Ag Fund	0.00	0.00	0.00	0.0%	0.00	300.00	-300.00	0.0%	400.00	400.00	0.00	100.0%
8500 · Non-Ag PI-WM & Pool Admin	6,442.53	8,916.25	-3,473.72	61.04%	54,276.97	81,330.00	-27,053.03	66.74%	116,995.00	116,995.00	0.00	100.0%
6500 · Education Funds Use Expens	0.00	0.00	0.00	0.0%	0.00	257.00	-257.00	0.0%	257.00	257.00	0.00	100.0%
9400 · Depreciation Expense	0.00	0.00	0.00	0.0%	0.00	0.00	0.00	0.0%	0.00	0.00	0.00	0.0%
9500 · Allocated G&A Expenditures	-21,373.22	-61,046.50	39,673.28	35.01%	-178,117.16	-488,372.00	310,254.84	36.47%	-732,558.00	-732,558.00	0.00	100.0%
6900 · Optimum Basin Mgmt Plan	45,889.29	74,846.24	-28,956.95	61.31%	610,517.49	694,920.04	-84,402.55	87.85%	994,305.00	994,305.00	0.00	100.0%
6950 · Mutual Agency Projects	0.00	0.00	0.00	0.0%	0.00	0.00	0.00	0.0%	10,000.00	10,000.00	0.00	100.0%
9501 · G&A Expenses Allocated-OBMP	13,531.66	17,861.33	-4,329.67	75.76%	87,334.50	142,890.68	-55,556.18	61.12%	214,336.00	214,336.00	0.00	100.0%
7101 · Production Monitoring	3,102.13	9,062.17	-5,960.04	34.23%	44,967.39	72,497.32	-27,509.93	62.05%	108,746.00	108,746.00	0.00	100.0%
7102 · In-line Meter Installation	1,640.48	7,180.16	-5,539.68	22.85%	44,106.15	77,441.36	-33,335.21	56.95%	106,162.00	106,162.00	0.00	100.0%
7103 · Grdwtr Quality Monitoring	11,804.20	15,549.49	-3,745.29	75.91%	122,587.00	124,156.03	-1,569.03	98.74%	173,498.00	173,498.00	0.00	100.0%

P45

	1/12th (8.33%) of the Total Budget				8/12th (67%) of the Total Budget				100% of the Total Budget			
	For The Month of February 2013				Year-To-Date as of February 28, 2013				Fiscal Year End as of June 30, 2013			
	Actual	Budget	\$ Over(Under)	% of Budget	Actual	Budget	\$ Over(Under)	% of Budget	Projected	Budget	\$ Over(Under)	% of Budget
7104 · Gdwtr Level Monitoring	13,116.91	25,331.17	-12,214.26	51.78%	138,353.16	190,149.32	-53,796.16	71.71%	283,974.00	283,974.00	0.00	100.0%
7105 · Sur Wtr Qual Monitoring	0.00	259.83	-259.83	0.0%	0.00	2,078.68	-2,078.68	0.0%	3,118.00	3,118.00	0.00	100.0%
7107 · Ground Level Monitoring	16,195.15	29,644.58	-13,449.43	54.63%	227,479.28	459,678.18	-232,198.90	49.49%	628,918.00	628,918.00	0.00	100.0%
7108 · Hydraulic Control Monitoring	-31,650.41	27,010.83	-58,661.24	-117.18%	193,346.12	268,458.93	-75,112.81	72.02%	376,502.25	376,502.25	0.00	100.0%
7109 · Recharge & Well Monitoring Prog	0.00	0.00	0.00	0.0%	0.00	0.00	0.00	0.0%	4,000.00	4,000.00	0.00	100.0%
7200 · PE2- Comp Recharge Pgm	50,310.65	56,446.64	-6,135.99	89.13%	613,815.56	1,050,483.19	-436,667.63	58.43%	1,484,758.00	1,484,758.00	0.00	100.0%
7300 · PE3&5-Water Supply/Desalte	0.00	6,332.92	-6,332.92	0.0%	16,315.79	50,663.32	-34,347.53	32.2%	75,995.00	75,995.00	0.00	100.0%
7400 · PE4- Mgmt Plan	8,174.26	6,854.16	1,320.10	119.26%	45,276.19	54,837.36	-9,561.17	82.56%	82,254.00	82,254.00	0.00	100.0%
7500 · PE6&7-CoopEfforts/SaltMgmt	0.00	6,336.59	-6,336.59	0.0%	12,874.21	56,646.94	-43,772.73	22.73%	81,993.30	81,993.30	0.00	100.0%
7600 · PE8&9-StorageMgmt/Conj Use	623.37	3,940.84	-3,317.47	15.82%	4,004.65	31,526.64	-27,521.99	12.7%	47,290.00	47,290.00	0.00	100.0%
7690 · Recharge Improvement Debt Pymt	0.00	0.00	0.00	0.0%	521,688.00	773,884.00	-252,196.00	67.41%	773,884.00	773,884.00	0.00	100.0%
7700 · Inactive Well Protection Prgm	0.00	78.67	-78.67	0.0%	0.00	613.32	-613.32	0.0%	920.00	920.00	0.00	100.0%
9502 · G&A Expenses Allocated-Projects	7,841.58	43,185.17	-35,343.59	18.16%	90,782.68	345,481.32	-254,698.64	26.28%	518,222.00	518,222.00	0.00	100.0%
Total Expense	251,335.34	421,401.58	-170,066.24	59.64%	3,742,787.89	5,319,782.97	-1,576,995.08	70.36%	7,238,413.48	7,238,413.48	0.00	100.0%
Net Ordinary Income	-251,335.34	-421,401.58	170,066.24	59.64%	3,050,858.39	1,465,618.03	1,585,240.36	208.16%	-434,400.85	-433,212.48	-1,188.37	100.27%
Other Income												
4210 · Approp Pool-Replenishment	0.00	0.00	0.00	0.0%	625,201.94	0.00	625,201.94	100.0%	625,201.94	0.00	625,201.94	100.0%
4220 · Non-Ag Pool-Replenishment	0.00	0.00	0.00	0.0%	22,789.05	0.00	22,789.05	100.0%	22,789.05	0.00	22,789.05	100.0%
4225 · Interest Income	0.00	0.00	0.00	0.0%	23.28	0.00	23.28	100.0%	175.00	0.00	175.00	100.0%
4226 · LAIF Fair Market Value	0.00	0.00	0.00	0.0%	0.00	0.00	0.00	0.0%	2,500.00	0.00	2,500.00	100.0%
4600 · Groundwater Sales	0.00	0.00	0.00	0.0%	1,786,216.90	0.00	1,786,216.90	100.0%	1,786,216.90	0.00	1,786,216.90	100.0%
Total Other Income	0.00	0.00	0.00	0.0%	2,434,231.17	0.00	2,434,231.17	100.0%	2,436,882.89	0.00	2,436,882.89	100.0%
Other Expense												
5010 · Groundwater Replenishment	0.00	0.00	0.00	0.0%	0.00	0.00	0.00	0.0%	0.00	0.00	0.00	0.0%
5100 · Other Water Purchases	0.00	0.00	0.00	0.0%	2,289,275.69	0.00	2,289,275.69	100.0%	2,289,275.69	0.00	2,289,275.69	100.0%
9200 · Interest Expense	0.00	0.00	0.00	0.0%	0.00	0.00	0.00	0.0%	8,928.00	0.00	8,928.00	100.0%
9996 · Refund-Excess Reserves-Approp.	0.00	0.00	0.00	0.0%	764,137.00	0.00	764,137.00	100.0%	764,137.00	0.00	764,137.00	100.0%
9997 · Refund-Excess Reserves-NonAg	0.00	0.00	0.00	0.0%	24,510.00	0.00	24,510.00	100.0%	24,510.00	0.00	24,510.00	100.0%
9998 · Refund-Recharge Debt-Approp.	0.00	0.00	0.00	0.0%	0.00	0.00	0.00	0.0%	0.00	0.00	0.00	0.0%
9999 · To/(From) Reserves	-251,335.34	-421,401.58	170,066.24	59.64%	2,407,166.87	1,465,618.03	941,548.84	164.24%	-1,084,368.65	-433,212.48	-651,156.17	250.31%
Total Other Expense	-251,335.34	-421,401.58	170,066.24	59.64%	5,485,089.56	1,465,618.03	4,019,471.53	374.25%	2,002,482.04	-433,212.48	2,435,694.52	-462.24%
Net Other Income	251,335.34	421,401.58	-170,066.24	59.64%	-3,050,858.39	-1,465,618.03	-1,585,240.36	208.16%	434,400.85	433,212.48	1,188.37	100.27%
Net Income	0.00	0.00	0.00	0.0%	0.00	0.00	0.00	0.0%	0.00	0.00	0.00	0.0%

Note: Please see the staff report (Financial Report-B5) for additional detailed information on the account categories.



CHINO BASIN WATERMASTER

9641 San Bernardino Road, Rancho Cucamonga, Ca 91730
Tel: 909.484.3888 Fax: 909.484.3890 www.cbwm.org

PETER KAVOUNAS, P.E.
General Manager

STAFF REPORT

DATE: May 23, 2013
TO: Board Members
SUBJECT: Cash Disbursement Report - Financial Report B1 (March 31, 2013)

SUMMARY

Issue: Record of cash disbursements for the month of March 31, 2013.

Recommendation: Staff recommends the Cash Disbursements for March 31, 2013 be received and filed as presented.

Financial Impact: Funds disbursed were included in the FY 2012-2013 Watermaster Budget.

Future Consideration

Watermaster Board: May 23, 2013; Receive and File (Normal Course of Business)

ACTIONS:

May 9, 2013 – Appropriative Pool – Approved unanimously
May 9, 2013 – Non-Agricultural Pool – Moved unanimously to receive and file, without approval
May 9, 2013 – Agricultural Pool – Approved unanimously
May 16, 2013 – Advisory Committee – Approved unanimously
May 23, 2013 – Watermaster Board –

BACKGROUND

A monthly cash disbursement report is provided to keep all members apprised of Watermaster expenditures.

DISCUSSION

Total cash disbursements during the month of March 2013 were \$1,265,231.81. The most significant expenditures during the month were to the City of Ontario in the amount of \$790,842.10 (check number 16764 dated March 7, 2013 – this check is a replacement check for check number 16603 issued on January 7, 2013 which has been listed as “lost in the mail”); Wildermuth Environmental, Inc. in the amount of \$103,086.94 (check number 16790 dated March 19, 2013); Brownstein Hyatt Farber Schreck in the amounts of \$50,877.85 and \$48,013.42 (check numbers 16744 dated March 6, 2013 and check number 16807 dated March 27, 2013); and the City of Pomona in the amount of \$53,030.93 (check number 16746 dated March 6, 2013).

ATTACHMENTS

1. Financial Report - B1

CHINO BASIN WATERMASTER
Cash Disbursements For The Month of
March 2013

Financial Report - B1

Type	Date	Num	Name	Memo	Account	Paid Amount
General Journal	03/02/2013	03/02/2013	Payroll and Taxes for 02/17/13-03/02/13	Payroll and Taxes for 02/17/13-03/02/13	1012 · Bank of America Gen'l Ckg	
				Direct Deposits for 02/17/13-03/02/13	1012 · Bank of America Gen'l Ckg	20,399.92
				Payroll Taxes for 02/17/13-03/02/13	1012 · Bank of America Gen'l Ckg	6,891.92
				Payroll Taxes for 02/17/13-03/02/13	1012 · Bank of America Gen'l Ckg	-401.99
TOTAL						26,889.85
Bill Pmt -Check	03/06/2013	16743	APPLIED COMPUTER TECHNOLOGIES	2101	1012 · Bank of America Gen'l Ckg	
Bill	02/28/2013	2101		February 2013	6052.2 · Applied Computer Technol	3,057.80
TOTAL						3,057.80
Bill Pmt -Check	03/06/2013	16744	BROWNSTEIN HYATT FARBER SCHRECK		1012 · Bank of America Gen'l Ckg	
Bill	01/31/2013	527033		527033	8375 · BHFS Legal - Appropriative Pool	9,056.20
				527033	8475 · BHFS Legal - Agricultural Pool	3,723.21
				527033	8575 · BHFS Legal - Non-Ag Pool	2,629.71
				527033	6275 · BHFS Legal - Advisory Committee	2,135.00
				527033	6375 · BHFS Legal - Board Meeting	5,058.57
				527033	6071 · BHFS Legal - Court Coordination	4.66
				527033	6072 · BHFS Legal - Annotated Judgment	5,485.00
				527033	6074 · BHFS Legal - Interagency Issues	1,013.00
				527033	6078 · BHFS Legal - Miscellaneous	4,826.50
				527033	6078.1 · Refresh, Recharge & Reunite	6,592.50
				527033	6907.33 · Desalter/Hydraulic Control	274.50
				527033	6907.39 · Recharge Master Plan	4,993.50
				527033	6907.40 · Storage Agreements	244.00
Bill	01/31/2013	527034		527034	6073 · BHFS Legal - Personnel Matters	1,153.50
Bill	01/31/2013	527035		527035	6907.34 · Santa Ana River Water Rights	81.00
Bill	01/31/2013	527036		527036	6907.32 · Chino Airport Plume	2,925.00
Bill	01/31/2013	527037		527037	6907.33 · Desalter/Hydraulic Control	702.00
TOTAL						50,877.85
Bill Pmt -Check	03/06/2013	16745	CHEF DAVE'S CAFE & CATERING		1012 · Bank of America Gen'l Ckg	
Bill	01/31/2013	3418		Lunch for 01/24 Board Meeting	6312 · Meeting Expenses	457.92
Bill	02/28/2013	3417		Lunch for 02/28 Board Meeting	6312 · Meeting Expenses	544.12
TOTAL						1,002.04
Bill Pmt -Check	03/06/2013	16746	CITY OF POMONA'	Payment of Pomona Credit	1012 · Bank of America Gen'l Ckg	
Bill	03/06/2013				4118 · Pomona Credit	53,030.93
TOTAL						53,030.93
Bill Pmt -Check	03/06/2013	16747	JOHN J. SCHATZ	January 2013	1012 · Bank of America Gen'l Ckg	

p 49

CHINO BASIN WATERMASTER
Cash Disbursements For The Month of
March 2013

Financial Report - B1

Type	Date	Num	Name	Memo	Account	Paid Amount
Bill	01/31/2013	January 2013		Legal Services - January 2013	8367 · Legal Service	3,418.48
TOTAL						3,418.48
Bill Pmt -Check	03/06/2013	16748	PARK PLACE COMPUTER SOLUTIONS, INC.	472	1012 · Bank of America Gen'l Ckg	
Bill	02/28/2013	472		IT Services - February 2013	6052.1 · Park Place Comp Solutn	2,625.00
TOTAL						2,625.00
Bill Pmt -Check	03/07/2013	16749	BOWCOCK, ROBERT	2/28/13 Board Meeting	1012 · Bank of America Gen'l Ckg	
Bill	02/28/2013	2/28 Board Mtg		2/28/13 Board Meeting	6311 · Board Member Compensation	125.00
TOTAL						125.00
Bill Pmt -Check	03/07/2013	16750	CALPERS	139405143	1012 · Bank of America Gen'l Ckg	
Bill	02/28/2013	1394905143		1959 Survivor Benefit FY 2012-2013	60180 · Employers PERS Expense	336.00
TOTAL						336.00
Bill Pmt -Check	03/07/2013	16751	CHARLES Z. FEDAK & COMPANY		1012 · Bank of America Gen'l Ckg	
Bill	02/28/2013			Progress Billing - December 2012	6062 · Audit Services	692.00
TOTAL						692.00
P50						
Bill Pmt -Check	03/07/2013	16752	COMPUTER NETWORK	86795	1012 · Bank of America Gen'l Ckg	
Bill	02/28/2013	86795		Roxio creator software	6054 · Computer Software	106.92
TOTAL						106.92
Bill Pmt -Check	03/07/2013	16753	CRAIG, ROBERT		1012 · Bank of America Gen'l Ckg	
Bill	02/14/2013	2/14 Appro Pool Mtg		2/14/13 Appropriative Pool Meeting	6311 · Board Member Compensation	125.00
Bill	02/21/2013	2/21 Advisory Comm		2/21/13 Advisory Committee Meeting	6311 · Board Member Compensation	125.00
Bill	02/28/2013	2/28 Board Mtg		2/28/13 Board Meeting	6311 · Board Member Compensation	125.00
TOTAL						375.00
Bill Pmt -Check	03/07/2013	16754	DE BOOM, NATHAN	Ag Pool Member Meeting Compensation	1012 · Bank of America Gen'l Ckg	
Bill	02/14/2013	2/14 Ag Pool Mtg		2/14/13 Ag Pool Meeting	8411 · Compensation	25.00
				Ag Pool Member Meeting Compensation	8470 · Ag Meeting Attend -Special	100.00
TOTAL						125.00
Bill Pmt -Check	03/07/2013	16755	DGO AUTO DETAILING		1012 · Bank of America Gen'l Ckg	
Bill	02/28/2013			Wash 4 trucks on 2/13/13 and 2/27/13	6177 · Vehicle Repairs & Maintenance	200.00
TOTAL						200.00
Bill Pmt -Check	03/07/2013	16756	DURRINGTON, GLEN	Ag Pool Member Compensation	1012 · Bank of America Gen'l Ckg	
Bill	02/14/2013	2/14 Ag Pool Mtg		2/14/13 Ag Pool Meeting	8411 · Compensation	25.00
				Ag Pool Member Compensation	8470 · Ag Meeting Attend -Special	100.00

CHINO BASIN WATERMASTER
Cash Disbursements For The Month of
March 2013

Financial Report - B1

	<u>Type</u>	<u>Date</u>	<u>Num</u>	<u>Name</u>	<u>Memo</u>	<u>Account</u>	<u>Paid Amount</u>
TOTAL							125.00
	Bill Pmt -Check	03/07/2013	16757	FEENSTRA, BOB		1012 · Bank of America Gen'l Ckg	
	Bill	02/21/2013	2/21 RMPU Mtg		2/21/13 RMPU Meeting	8411 · Compensation	25.00
					2/21/13 RMPU Meeting	8470 · Ag Meeting Attend -Special	100.00
	Bill	02/21/2013	2/21 Advisory Comm		2/21/13 Advisory Committee Meeting	8411 · Compensation	25.00
					2/21/13 Advisory Committee Meeting	8470 · Ag Meeting Attend -Special	100.00
	Bill	02/28/2013	2/28 Board Meeting		2/28/13 Board Meeting	8411 · Compensation	25.00
					2/28/13 Board Meeting	8470 · Ag Meeting Attend -Special	100.00
TOTAL							<u>375.00</u>
	Bill Pmt -Check	03/07/2013	16758	HALL, PETE*		1012 · Bank of America Gen'l Ckg	
	Bill	02/07/2013	2/07 RMPU Mtg		2/07/13 RMPU Meeting	8411 · Compensation	25.00
					Ag Pool Member Compensation	8470 · Ag Meeting Attend -Special	100.00
	Bill	02/14/2013	2/14 Ag Pool Mtg		2/14/13 Ag Pool Meeting	8411 · Compensation	25.00
					Ag Pool Member Compensation	8470 · Ag Meeting Attend -Special	100.00
	Bill	02/21/2013	2/21 RMPU Mtg		2/21/13 RMPU Meeting	8411 · Compensation	25.00
					Ag Pool Member Compensation	8470 · Ag Meeting Attend -Special	100.00
PST	Bill	02/21/2013	2/21 Advisory Comm		2/21/13 Advisory Committee Meeting	8411 · Compensation	25.00
					Ag Pool Member Compensation	8470 · Ag Meeting Attend -Special	100.00
	Bill	02/28/2013	2/28 Board Mtg		2/28/13 Board Meeting	8411 · Compensation	25.00
					Ag Pool Member Compensation	8470 · Ag Meeting Attend -Special	100.00
TOTAL							<u>625.00</u>
	Bill Pmt -Check	03/07/2013	16759	HOGAN LOVELLS	2718657	1012 · Bank of America Gen'l Ckg	
	Bill	02/28/2013	2718657		Legal Services - February 2013	8567 · Non-Ag Legal Service	1,403.35
TOTAL							<u>1,403.35</u>
	Bill Pmt -Check	03/07/2013	16760	HSBC BUSINESS SOLUTIONS	7003-7309-1000-2744	1012 · Bank of America Gen'l Ckg	
	Bill	02/28/2013	7003730910002744		Miscellaneous office supplies	6031.7 · Other Office Supplies	576.09
TOTAL							<u>576.09</u>
	Bill Pmt -Check	03/07/2013	16761	HUITSING, JOHN	Ag Pool Member Compensation	1012 · Bank of America Gen'l Ckg	
	Bill	02/14/2013	2/14 Ag Pool Mtg		2/14/13 Ag Pool Meeting	8411 · Compensation	25.00
					Ag Pool Member Compensation	8470 · Ag Meeting Attend -Special	100.00
TOTAL							<u>125.00</u>
	Bill Pmt -Check	03/07/2013	16762	KUHN, BOB		1012 · Bank of America Gen'l Ckg	
	Bill	02/04/2013	2/04 Admin Mtg		2/04/13 Administrative Meeting	6311 · Board Member Compensation	125.00
	Bill	02/14/2013	2/14 Appro Pool Mtg		2/14/13 Appropriative Pool Meeting	6311 · Board Member Compensation	125.00
	Bill	02/21/2013	2/21 Advisory Comm		2/21/13 Advisory Committee Meeting	6311 · Board Member Compensation	125.00

CHINO BASIN WATERMASTER
Cash Disbursements For The Month of
March 2013

Type	Date	Num	Name	Memo	Account	Paid Amount
Bill	02/28/2013	2/28 Board Mtg		2/28/13 Board Meeting	6311 · Board Member Compensation	125.00
TOTAL						500.00
Bill Pmt -Check	03/07/2013	16763	MIJAC ALARM	332114	1012 · Bank of America Gen'l Ckg	
Bill	03/01/2013	332114		Fire monitoring from 3/01/13-5/31/13	6026 · Security Services	396.00
TOTAL						396.00
Bill Pmt -Check	03/07/2013	16764	ONTARIO, CITY OF*	Replacement Check for #16603	1012 · Bank of America Gen'l Ckg	
Bill	01/01/2013			Pymt to be made over 5 yrs, beginning 1/2010	5105 · Purchase of Non-Ag Pool Water	790,842.10
TOTAL						790,842.10
Bill Pmt -Check	03/07/2013	16765	PAYCHEX	2013022800	1012 · Bank of America Gen'l Ckg	
Bill	02/28/2013	2013022800		Payroll services - February 2013	6012 · Payroll Services	235.70
TOTAL						235.70
Bill Pmt -Check	03/07/2013	16766	PIERSON, JEFFREY		1012 · Bank of America Gen'l Ckg	
Bill	02/07/2013	2/07 RMPU Mtg		2/07/13 RMPU Meeting	8411 · Compensation	25.00
P52	Bill	02/14/2013	2/14 Ag Pool Mtg	2/07/13 RMPU Meeting	8470 · Ag Meeting Attend -Special	100.00
	Bill	02/14/2013	2/14 Ag Pool Mtg	2/14/13 Ag Pool Meeting	8411 · Compensation	25.00
	Bill	02/21/2013	2/21 RMPU Mtg	2/14/13 Ag Pool Meeting	8470 · Ag Meeting Attend -Special	100.00
	Bill	02/21/2013	2/21 RMPU Mtg	2/21/13 RMPU Meeting	8411 · Compensation	25.00
	Bill	02/21/2013	2/21 RMPU Mtg	2/21/13 RMPU Meeting	8470 · Ag Meeting Attend -Special	100.00
	Bill	02/21/2013	2/21 Advisory Comm	2/21/13 Advisory Committee Meeting	8411 · Compensation	25.00
	Bill	02/21/2013	2/21 Advisory Comm	2/21/13 Advisory Committee Meeting	8470 · Ag Meeting Attend -Special	100.00
Bill	02/28/2013	2/28 Board Mtg	2/28/13 Board Meeting	8411 · Compensation	25.00	
Bill	02/28/2013	2/28 Board Mtg	2/28/13 Board Meeting	8470 · Ag Meeting Attend -Special	100.00	
TOTAL						625.00
Bill Pmt -Check	03/07/2013	16767	ROGERS, PETER	2/28/13 Board Meeting	1012 · Bank of America Gen'l Ckg	
Bill	02/28/2013	2/28 Board Mtg		2/28/13 Board Meeting	6311 · Board Member Compensation	125.00
TOTAL						125.00
Bill Pmt -Check	03/07/2013	16768	SOFTCHOICE	3287216	1012 · Bank of America Gen'l Ckg	
Bill	02/28/2013	3287216		Software licensing	6054 · Computer Software	2,791.04
TOTAL						2,791.04
Bill Pmt -Check	03/07/2013	16769	THE LAWTON GROUP	6017	1012 · Bank of America Gen'l Ckg	
Bill	02/28/2013	19790		Week ending 2/24/13	6017 · Temporary Services	494.40
TOTAL						494.40
Bill Pmt -Check	03/07/2013	16770	UNION 76	300-732-989	1012 · Bank of America Gen'l Ckg	

CHINO BASIN WATERMASTER
Cash Disbursements For The Month of
March 2013

Financial Report - B1

Type	Date	Num	Name	Memo	Account	Paid Amount
Bill	02/28/2013	300732989		Vehicle fuel - February 2013	6175 · Vehicle Fuel	69.25
TOTAL						69.25
Bill Pmt -Check	03/07/2013	16771	VANDEN HEUVEL, GEOFFREY	6311	1012 · Bank of America Gen'l Ckg	
Bill	02/14/2013	2/14 Ag Pool Mtg		2/14/13 Ag Pool Meeting	6311 · Board Member Compensation	125.00
Bill	02/28/2013	2/28 Board Mtg		2/28/13 Board Meeting	6311 · Board Member Compensation	125.00
TOTAL						250.00
Bill Pmt -Check	03/07/2013	16772	VANDEN HEUVEL, ROB	Ag Pool Member Compensation	1012 · Bank of America Gen'l Ckg	
Bill	02/14/2013	2/14 Ag Pool Mtg		2/14/13 Ag Pool Meeting	8411 · Compensation	25.00
				Ag Pool Member Compensation	8470 · Ag Meeting Attend -Special	100.00
TOTAL						125.00
Bill Pmt -Check	03/07/2013	16773	VERIZON		1012 · Bank of America Gen'l Ckg	
Bill	02/26/2013	012561121521714508		012561121521714508	7405 · PE4-Other Expense	177.26
Bill	02/28/2013	012519116950792103		012519116950792103	6022 · Telephone	479.53
TOTAL						656.79
Bill Pmt -Check	03/07/2013	16774	YUKON DISPOSAL SERVICE	08-K2 213849	1012 · Bank of America Gen'l Ckg	
Bill	03/06/2013	08-k2 213849		Disposal service for March 2013	6024 · Building Repair & Maintenance	106.53
TOTAL						106.53
Bill Pmt -Check	03/11/2013	16775	MZA MEDIA PRODUCTIONS	Deposit	1012 · Bank of America Gen'l Ckg	
Bill	03/11/2013	Deposit		Filming cost for March 12, 2013 RRR Workshop	6191 · Conferences - General	100.00
TOTAL						100.00
Check	03/15/2013	03/15/2013	Service Charge	Service Charge	1012 · Bank of America Gen'l Ckg	
				Service Charge	6039.1 · Banking Service Charges	160.55
TOTAL						160.55
General Journal	03/16/2013	03/16/2013	Payroll and Taxes for 03/03/13-03/16/13	Payroll and Taxes for 03/03/13-03/16/13	1012 · Bank of America Gen'l Ckg	
				Direct Deposits for 03/03/13-03/16/13	1012 · Bank of America Gen'l Ckg	20,092.37
				Payroll Taxes for 03/03/13-03/16/13	1012 · Bank of America Gen'l Ckg	6,725.99
TOTAL						26,818.36
Bill Pmt -Check	03/18/2013	16776	ACWA JOINT POWERS INSURANCE AUTHORITY 00198		1012 · Bank of America Gen'l Ckg	
Bill	03/13/2013	00198		00198	1409 · Prepaid Life, BAD&D & LTD	203.42
TOTAL						203.42
Bill Pmt -Check	03/18/2013	16777	CALPERS 457 PLAN	Payroll and Taxes for 02/17/13-03/02/13	1012 · Bank of America Gen'l Ckg	
General Journal	03/02/2013	03/02/2013	CALPERS 457 PLAN	Employee 457 deductions for 02/17/13-03/02/13	2000 · Accounts Payable	3,174.54

CHINO BASIN WATERMASTER
Cash Disbursements For The Month of
March 2013

Financial Report - B1

	Type	Date	Num	Name	Memo	Account	Paid Amount
TOTAL							3,174.54
	Bill Pmt -Check	03/18/2013	16778	CORELOGIC INFORMATION SOLUTIONS	80799983	1012 · Bank of America Gen'l Ckg	
	Bill	02/28/2013	80799983		80799983	7103.7 · Grdwtr Qual-Computer Svc	62.50
					80799983	7101.4 · Prod Monitor-Computer	62.50
TOTAL							125.00
	Bill Pmt -Check	03/18/2013	16779	EUROFINS EATON ANALYTICAL		1012 · Bank of America Gen'l Ckg	
	Bill	02/28/2013	L0111873		L0111873	7108.4 · Hydraulic Control-Lab Svcs	590.00
	Bill	02/28/2013	L0112484		L0112484	7108.4 · Hydraulic Control-Lab Svcs	1,509.00
	Bill	02/28/2013	L0112506		L0112506	7108.4 · Hydraulic Control-Lab Svcs	578.00
	Bill	02/28/2013	L0112485		L0112485	7103.5 · Grdwtr Qual-Lab Svcs	838.00
	Bill	02/28/2013	L0113172		L0113172	7103.5 · Grdwtr Qual-Lab Svcs	1,066.00
	Bill	02/28/2013	L0115582		L0115582	7103.5 · Grdwtr Qual-Lab Svcs	1,066.00
	Bill	02/28/2013	L0113659		L0113659	7103.5 · Grdwtr Qual-Lab Svcs	1,066.00
	Bill	02/28/2013	L0113660		L0113660	7103.5 · Grdwtr Qual-Lab Svcs	1,066.00
	Bill	02/28/2013	L0115589		L0115589	7103.5 · Grdwtr Qual-Lab Svcs	1,066.00
TOTAL							8,865.00
PS4	Bill Pmt -Check	03/18/2013	16780	GEOSCIENCE SUPPORT SERVICES, INC.	4555-11-09	1012 · Bank of America Gen'l Ckg	
	Bill	02/28/2013	4555-11-09		February 1-28, 2013	7107.61 · Grd Level-Chino Hills ASR	4,320.00
TOTAL							4,320.00
	Bill Pmt -Check	03/18/2013	16781	GUARANTEED JANITORIAL SERVICE, INC.	6-29602	1012 · Bank of America Gen'l Ckg	
	Bill	03/13/2013	6-29602		Janitorial service - March 2013	6024 · Building Repair & Maintenance	865.00
TOTAL							865.00
	Bill Pmt -Check	03/18/2013	16782	IAAP	93895531	1012 · Bank of America Gen'l Ckg	
	Bill	03/13/2013	93895531		Annual dues for S. Molino IAAP membership	6111 · Membership Dues	133.00
TOTAL							133.00
	Bill Pmt -Check	03/18/2013	16783	KAVOUNAS, PETER	Travel Expense Reimbursement	1012 · Bank of America Gen'l Ckg	
	Bill	02/28/2013			Travel expense reimbursement	6171.1 · GM - Reimbursement	51.58
					Taxi expense for conference	6174 · Transportation	40.00
TOTAL							91.58
	Bill Pmt -Check	03/18/2013	16784	MCCALL'S METER SALES & SERVICE		1012 · Bank of America Gen'l Ckg	
	Bill	02/28/2013	23580		23580	7102.5 · In-line Meter-Repair & Maint.	250.00
	Bill	02/28/2013	23610		23610	7102.5 · In-line Meter-Repair & Maint.	1,225.12
TOTAL							1,475.12

CHINO BASIN WATERMASTER
Cash Disbursements For The Month of
March 2013

Financial Report - B1

<u>Type</u>	<u>Date</u>	<u>Num</u>	<u>Name</u>	<u>Memo</u>	<u>Account</u>	<u>Paid Amount</u>
Bill Pmt -Check	03/18/2013	16785	PUBLIC EMPLOYEES' RETIREMENT SYSTEM	Payor #3493	1012 - Bank of America Gen'l Ckg	
General Journal	03/02/2013	03/02/2013	PUBLIC EMPLOYEES' RETIREMENT SYSTEM	CalPERS Retirement for 02/17/13-03/02/13	2000 - Accounts Payable	7,042.98
TOTAL						<u>7,042.98</u>
Bill Pmt -Check	03/18/2013	16786	R&D PEST SERVICES	0164075	1012 - Bank of America Gen'l Ckg	
Bill	03/13/2013	0164075		Continuing building treatment	6024 - Building Repair & Maintenance	85.00
TOTAL						<u>85.00</u>
Bill Pmt -Check	03/18/2013	16787	RAUCH COMMUNICATION CONSULTANTS, LLC	Feb-1301	1012 - Bank of America Gen'l Ckg	
Bill	02/28/2013	Feb-1301		Progress billing - Annual report	6061.3 - Rauch	3,970.00
TOTAL						<u>3,970.00</u>
Bill Pmt -Check	03/18/2013	16788	THE LAWTON GROUP	6017	1012 - Bank of America Gen'l Ckg	
Bill	03/13/2013	19817		Week ending 3/03/13	6017 - Temporary Services	659.20
TOTAL						<u>659.20</u>
Bill Pmt -Check	03/18/2013	16789	VERIZON WIRELESS	9701046765	1012 - Bank of America Gen'l Ckg	
Bill	03/13/2013	9701046765		Monthly service	6022 - Telephone	361.62
TOTAL						<u>361.62</u>
Bill Pmt -Check	03/19/2013	16790	WILDERMUTH ENVIRONMENTAL INC		1012 - Bank of America Gen'l Ckg	
Bill	02/28/2013	2013032		2013032	6906 - OBMP Engineering Services	3,887.39
Bill	02/28/2013	2013033		2013033	6906 - OBMP Engineering Services	1,398.75
Bill	02/28/2013	2013034		2013034	6906 - OBMP Engineering Services	2,767.50
Bill	02/28/2013	2013035		2013035	6906 - OBMP Engineering Services	8,176.25
Bill	02/28/2013	2013036		2013036	7103.3 - Grdwtr Qual-Engineering	2,873.75
Bill	02/28/2013	2013037		2013037	7104.3 - Grdwtr Level-Engineering	9,029.58
Bill	02/28/2013	2013038		2013038	7107.61 - Grd Level-Chino Hills ASR	1,691.25
Bill	02/28/2013	2013039		Associated Engineers	7107.6 - Grd Level-Contract Svcs	6,128.00
				2013039	7107.2 - Grd Level-Engineering	2,520.40
Bill	02/28/2013	2013040		2013040	7108.3 - Hydraulic Control-Engineering	221.25
Bill	02/28/2013	2013041		2013041	7108.3 - Hydraulic Control-Engineering	1,076.25
Bill	02/28/2013	2013042		2013042	7108.7 - Hydraulic Control - Prado Basin	6,037.14
Bill	02/28/2013	2013043		2013043	7202.3 - Comp Recharge-Implementation	49,282.43
Bill	02/28/2013	2013044		2013044	7402 - PE4-Engineering	7,997.00
TOTAL						<u>103,086.94</u>
Bill Pmt -Check	03/21/2013	16791	BANK OF AMERICA	XXXX-XXXX-XXXX-9341	1012 - Bank of America Gen'l Ckg	
Bill	02/28/2013	XXXX-XXXX-XXXX-9341		Purchase first aid kits for field trucks - 4	6031.7 - Other Office Supplies	110.63
				Purchase office chair for GIS Specialist	6031.7 - Other Office Supplies	297.30
				Purchase for Ag Pool member Koopman	8412 - Meeting Expenses	72.77

CHINO BASIN WATERMASTER
Cash Disbursements For The Month of
March 2013

Financial Report - B1

<u>Type</u>	<u>Date</u>	<u>Num</u>	<u>Name</u>	<u>Memo</u>	<u>Account</u>	<u>Paid Amount</u>
				Lunch for RRR planning meeting	6191 · Conferences - General	74.73
				Purchase labels for large Guidance Docs binders	6031.7 · Other Office Supplies	57.84
				Replenish Fastrak account	6174 · Transportation	28.48
				PK administrative meeting w/ Paul Hofer	6312 · Meeting Expenses	11.89
				Reg. fee for PK-attend City of Ontario event	6191 · Conferences - General	35.60
				PK meeting w/Craig Miller	6909.1 · OBMP Meetings	19.71
				PK taxi fare from Sacramento Airport to hotel	6191 · Conferences - General	36.07
TOTAL						<u>745.02</u>
Bill Pmt -Check	03/21/2013	16792	CALPERS	April 2013	1012 · Bank of America Gen'l Ckg	
Bill	03/19/2013	1394905143		Medical insurance premiums - April 2013	60182.1 · Medical Insurance	5,402.63
TOTAL						<u>5,402.63</u>
Bill Pmt -Check	03/21/2013	16793	CHINO HILLS, CITY OF*	8	1012 · Bank of America Gen'l Ckg	
Bill	02/28/2013	8		Feb. 2013	7107.61 · Grd Level-Chino Hills ASR	1,535.50
TOTAL						<u>1,535.50</u>
Bill Pmt -Check	03/21/2013	16794	CUCAMONGA VALLEY WATER DISTRICT	Lease due April 1, 2013	1012 · Bank of America Gen'l Ckg	
Bill	03/18/2013			Lease due April 1, 2013	1422 · Prepaid Rent	6,098.00
TOTAL						<u>6,098.00</u>
Bill Pmt -Check	03/21/2013	16795	GREAT AMERICA LEASING CORP.	13287211	1012 · Bank of America Gen'l Ckg	
Bill	02/28/2013	13287211		Invoice	6043.1 · Ricoh Lease Fee	2,795.00
				Usage for Black Copies	6043.2 · Ricoh Usage & Maintenance Fee	196.00
				Usage for Color Copies	6043.2 · Ricoh Usage & Maintenance Fee	301.04
TOTAL						<u>3,292.04</u>
Bill Pmt -Check	03/21/2013	16796	INLAND EMPIRE UTILITIES AGENCY	1800002160	1012 · Bank of America Gen'l Ckg	
Bill	03/13/2013	1800002160		2013 Community Outreach Advertising Campaign	6950 · Mutual Agency Projects	10,000.00
TOTAL						<u>10,000.00</u>
Bill Pmt -Check	03/21/2013	16797	LEGAL SHIELD	111802	1012 · Bank of America Gen'l Ckg	
Bill	03/19/2013	0111802		Employee deductions - March 2013	60194 · Other Employee Insurance	51.80
TOTAL						<u>51.80</u>
Bill Pmt -Check	03/21/2013	16798	PREMIERE GLOBAL SERVICES	13366160	1012 · Bank of America Gen'l Ckg	
Bill	02/28/2013	13366160		1/28 MS4 Permit call	7204 · Comp Recharge-Supplies	88.56
				1/30 RRR Workshop call	6191 · Conferences - General	117.38
				2/05 Pool Agendas call	8312 · Meeting Expenses	14.09
				2/05 Pool Agendas call	8412 · Meeting Expenses	14.09
				2/05 Pool Agendas call	8512 · Meeting Expense	14.10

P 59

CHINO BASIN WATERMASTER
Cash Disbursements For The Month of
March 2013

Financial Report - B1

<u>Type</u>	<u>Date</u>	<u>Num</u>	<u>Name</u>	<u>Memo</u>	<u>Account</u>	<u>Paid Amount</u>
				2/11 MS4 Permit call	7204 · Comp Recharge-Supplies	10.94
				2/11 MS4 Permit call	7204 · Comp Recharge-Supplies	32.09
				2/14 Non Ag Pool Conference call mtg	8512 · Meeting Expense	92.24
				2/21 RRR Workshop call	6191 · Conferences - General	43.73
				Monthly fee	6022 · Telephone	19.95
				Monthly fee	6022 · Telephone	15.22
TOTAL						<u>462.39</u>
Bill Pmt -Check	03/21/2013	16799	RAUCH COMMUNICATION CONSULTANTS, LLC	Mar-1303	1012 · Bank of America Gen'l Ckg	
Bill	03/19/2013	Mar-1303		Progress billing - Annual report	6061.3 · Rauch	2,190.00
TOTAL						<u>2,190.00</u>
Bill Pmt -Check	03/21/2013	16800	STAPLES BUSINESS ADVANTAGE	8024916232	1012 · Bank of America Gen'l Ckg	
Bill	03/19/2013	8024916232		Supplies for RRR	6031.7 · Other Office Supplies	130.56
TOTAL						<u>130.56</u>
Bill Pmt -Check	03/21/2013	16801	STAULA, MARY L	Retiree Medical	1012 · Bank of America Gen'l Ckg	
Bill	03/31/2013				60182.4 · Retiree Medical	136.61
TOTAL						<u>136.61</u>
Bill Pmt -Check	03/21/2013	16802	THE LAWTON GROUP	6017	1012 · Bank of America Gen'l Ckg	
Bill	03/19/2013	19843		Week ending 3/10/13	6017 · Temporary Services	824.00
TOTAL						<u>824.00</u>
Bill Pmt -Check	03/21/2013	16803	VERIZON BUSINESS	64258136	1012 · Bank of America Gen'l Ckg	
Bill	03/19/2013	64258136			6053 · Internet Expense	1,548.25
TOTAL						<u>1,548.25</u>
Bill Pmt -Check	03/21/2013	16804	WESTERN DENTAL SERVICES, INC.	11882	1012 · Bank of America Gen'l Ckg	
Bill	03/19/2013	11882		Dental insurance - March 2013	60182.2 · Dental & Vision Ins	28.88
TOTAL						<u>28.88</u>
Bill Pmt -Check	03/21/2013	16805	GREAT AMERICA LEASING CORP.	13409488	1012 · Bank of America Gen'l Ckg	
Bill	02/28/2013	13409488		Invoice	6043.1 · Ricoh Lease Fee	2,795.00
				Usage for Black Copies	6043.2 · Ricoh Usage & Maintenance Fee	161.26
				Usage for Color Copies	6043.2 · Ricoh Usage & Maintenance Fee	195.40
TOTAL						<u>3,151.66</u>
Bill Pmt -Check	03/21/2013	16806	INLAND EMPIRE UTILITIES AGENCY	1800002159	1012 · Bank of America Gen'l Ckg	
Bill	03/11/2013	1800002159		Turner Basins/Guasti Park Recharge Improvements	7690.2 · Turner Basin Recharge Imprvmt	35,000.00
TOTAL						<u>35,000.00</u>

CHINO BASIN WATERMASTER
Cash Disbursements For The Month of
March 2013

Financial Report - B1

Type	Date	Num	Name	Memo	Account	Paid Amount
Bill Pmt -Check	03/27/2013	16807	BROWNSTEIN HYATT FARBER SCHRECK		1012 · Bank of America Gen'l Ckg	
Bill	02/28/2013	529362		529362	8375 · BHFS Legal - Appropriative Pool	2,792.21
				529362	8475 · BHFS Legal - Agricultural Pool	2,792.20
				529362	8575 · BHFS Legal - Non-Ag Pool	2,944.70
				529362	6275 · BHFS Legal - Advisory Committee	1,708.00
				529362	6375 · BHFS Legal - Board Meeting	7,128.07
				529362	6071 · BHFS Legal - Court Coordination	954.50
				529362	6072 · BHFS Legal - Annotated Judgment	2,074.00
				529362	6074 · BHFS Legal - Interagency Issues	1,127.00
				529362	6078 · BHFS Legal - Miscellaneous	2,636.74
				529362	6078.1 · Refresh, Recharge & Reunite	14,901.00
				529362	6907.33 · Desalter/Hydraulic Control	2,104.50
				529362	6907.39 · Recharge Master Plan	5,398.50
				529362	6907.40 · Storage Agreements	513.50
Bill	02/28/2013	529376		529376	6907.33 · Desalter/Hydraulic Control	938.50
TOTAL						48,013.42
PSB						
Bill Pmt -Check	03/29/2013	16808	ARROWHEAD MOUNTAIN SPRING WATER	0023230253	1012 · Bank of America Gen'l Ckg	
Bill	03/27/2013	0023230253		Office Water Bottle - March 2013	8031.7 · Other Office Supplies	72.24
TOTAL						72.24
Bill Pmt -Check	03/29/2013	16809	CALIFORNIA WATER AWARENESS CAMPAIGN	643	1012 · Bank of America Gen'l Ckg	
Bill	03/27/2013			2013 California Water Awareness Campaign	6500 · Education Funds Use Expens	257.00
TOTAL						257.00
Bill Pmt -Check	03/29/2013	16810	CALPERS 457 PLAN	Payroll and Taxes for 03/03/13-03/16/13	1012 · Bank of America Gen'l Ckg	
General Journal	03/16/2013	03/16/2013	CALPERS 457 PLAN	Employee 457 deductions for 03/03/13-03/16/13	2000 · Accounts Payable	3,174.54
TOTAL						3,174.54
Bill Pmt -Check	03/29/2013	16811	DIRECTV	019447404	1012 · Bank of America Gen'l Ckg	
Bill	03/27/2013	019447404		Basic service for 3/19/13 -4/18/13	6031.7 · Other Office Supplies	94.99
TOTAL						94.99
Bill Pmt -Check	03/29/2013	16812	PUBLIC EMPLOYEES' RETIREMENT SYSTEM	Payor #3493	1012 · Bank of America Gen'l Ckg	
General Journal	03/16/2013	03/16/2013	PUBLIC EMPLOYEES' RETIREMENT SYSTEM	CalPERS Retirement for 03/03/13-03/16/13	2000 · Accounts Payable	7,042.98
TOTAL						7,042.98
Bill Pmt -Check	03/29/2013	16813	STANDARD INSURANCE CO.	Policy # 00-649299-0009	1012 · Bank of America Gen'l Ckg	
Bill	03/27/2013	006492990009		Life insurance premium Policy # 00-649299-0009	60191 · Life & Disab.ins Benefits	465.58
TOTAL						465.58

CHINO BASIN WATERMASTER
Cash Disbursements For The Month of
March 2013

Financial Report - B1

Type	Date	Num	Name	Memo	Account	Paid Amount
Bill Pmt -Check	03/29/2013	16814	STATE COMPENSATION INSURANCE FUND	1970970-12	1012 - Bank of America Gen'l Ckg	
Bill	03/27/2013	1970970		Premium on account - 3/26/13-4/26/13	60183 - Worker's Comp Insurance	899.25
TOTAL						899.25
Bill Pmt -Check	03/29/2013	16815	THE LAWTON GROUP	6017	1012 - Bank of America Gen'l Ckg	
Bill	03/27/2013	19882		Week ending 3/17/13	6017 - Temporary Services	824.00
TOTAL						824.00
Bill Pmt -Check	03/29/2013	16816	UNITED HEALTHCARE	0030846232	1012 - Bank of America Gen'l Ckg	
Bill	03/27/2013	0030846232		Dental insurance - April 2013	60182.2 - Dental & Vision Ins	583.53
TOTAL						583.53
Bill Pmt -Check	03/29/2013	16817	VISION SERVICE PLAN	00-101789-0001	1012 - Bank of America Gen'l Ckg	
Bill	03/27/2013	001017890001		Vision insurance - April 2013	60182.2 - Dental & Vision Ins	55.05
TOTAL						55.05
General Journal	03/31/2013	03/31/2013	Payroll and Taxes for 03/17/13-03/30/13	Payroll and Taxes for 03/17/13-03/30/13	1012 - Bank of America Gen'l Ckg	
				Direct Deposits for 03/17/13-03/30/13	1012 - Bank of America Gen'l Ckg	20,008.46
				Payroll Taxes for 03/17/13-03/30/13	1012 - Bank of America Gen'l Ckg	6,850.19
TOTAL						26,858.65
General Journal	03/31/2013	03/31/2013	Wage Works HSA Direct Debits - March 2013	Wage Works HSA Direct Debits - March 2013	1012 - Bank of America Gen'l Ckg	
				Wage Works - Employee deductions	1012 - Bank of America Gen'l Ckg	685.78
				Wage Works - Employee deductions	1012 - Bank of America Gen'l Ckg	685.78
				Wage Works - monthly service fee	1012 - Bank of America Gen'l Ckg	76.25
TOTAL						1,447.81
					Total Disbursements:	1,265,231.81

P 59

THIS PAGE
HAS
INTENTIONALLY
BEEN LEFT
BLANK
FOR PAGINATION



CHINO BASIN WATERMASTER

9641 San Bernardino Road, Rancho Cucamonga, Ca 91730
Tel: 909.484.3888 Fax: 909.484.3890 www.cbwm.org

PETER KAVOUNAS, P.E.
General Manager

STAFF REPORT

DATE: May 23, 2013
TO: Board Members
SUBJECT: VISA Check Detail Report - Financial Report B2 (March 31, 2013)

SUMMARY

Issue: Record of VISA credit card payment disbursed for the month of March 31, 2013.

Recommendation: Staff recommends the VISA Check Detail Report for March 31, 2013 be received and filed as presented.

Financial Impact: Funds disbursed were included in the FY 2012-2013 Watermaster Budget.

Future Consideration

Watermaster Board: May 23, 2013; Receive and File (Normal Course of Business)

ACTIONS:

May 9, 2013 – Appropriative Pool – Approved unanimously
May 9, 2013 – Non-Agricultural Pool – Moved unanimously to receive and file, without approval
May 9, 2013 – Agricultural Pool – Approved unanimously
May 16, 2013 – Advisory Committee – Approved unanimously
May 23, 2013 – Watermaster Board –

BACKGROUND

A monthly VISA Check Detail report is provided to keep all members apprised of Watermaster expenditures charged against the General Manager, Assistant General Manager and Chief Financial Officer's Bank of America VISA card.

DISCUSSION

Total cash disbursement during the month of March 2013 was \$745.02. This payment was processed by check number 16791 dated March 21, 2013. The monthly charges for March 2013 were for routine and customary expenditures and properly documented with receipts.

ATTACHMENTS

1. Financial Report - B2

CHINO BASIN WATERMASTER
 VISA Check Detail Report
 March 2013

Type	Num	Date	Name	Memo	Account	Paid Amount
Bill Pmt -Check	03/21/2013	16791	BANK OF AMERICA	XXXX-XXXX-XXXX-9341	1012 · Bank of America Gen'l Ckg	
Bill	02/28/2013	XXXX-XXXX-XXXX-9341		Purchase first aid kits for field trucks - 4	6031.7 · Other Office Supplies	110.63
				Purchase office chair for GIS Specialist	6031.7 · Other Office Supplies	297.30
				Purchase for Ag Pool member Koopman	8412 · Meeting Expenses	72.77
				Lunch for RRR planning meeting	6191 · Conferences - General	74.73
				Purchase labels for large Guidance Docs binders	6031.7 · Other Office Supplies	57.84
				Replenish Fastrak account	6174 · Transportation	28.48
				PK administrative meeting w/ Paul Hofer	6312 · Meeting Expenses	11.89
				Reg. fee for PK-attend City of Ontario event	6191 · Conferences - General	35.60
				PK meeting w/Craig Miller	6909.1 · OBMP Meetings	19.71
				PK taxi fare from Sacramento Airport to hotel	6191 · Conferences - General	36.07
TOTAL					Total Disbursements:	745.02

THIS PAGE
HAS
INTENTIONALLY
BEEN LEFT
BLANK
FOR PAGINATION



CHINO BASIN WATERMASTER

9641 San Bernardino Road, Rancho Cucamonga, Ca 91730
Tel: 909.484.3888 Fax: 909.484.3890 www.cbwm.org

PETER KAVOUNAS, P.E.
General Manager

STAFF REPORT

DATE: May 23, 2013
TO: Board Members
SUBJECT: Combining Schedule of Revenue, Expenses and Changes in Working Capital for the Period July 1, 2012 through March 31, 2013 - Financial Report B3 (March 31, 2013)

SUMMARY

Issue: Record of Revenue, Expenses and Changes in Working Capital for the Period July 1, 2012 through March 31, 2013.

Recommendation: Staff recommends the Combining Schedule of Revenue, Expenses and Changes in Working Capital for the Period July 1, 2012 through March 31, 2013 be received and filed as presented.

Financial Impact: Funds disbursed were included in the FY 2012-2013 Watermaster Budget.

Future Consideration

Watermaster Board: May 23, 2013; Receive and File (Normal Course of Business)

ACTIONS:

May 9, 2013 – Appropriative Pool – Approved unanimously
May 9, 2013 – Non-Agricultural Pool – Moved unanimously to receive and file, without approval
May 9, 2013 – Agricultural Pool – Approved unanimously
May 16, 2013 – Advisory Committee – Approved unanimously
May 23, 2013 – Watermaster Board –

BACKGROUND

A Combining Schedule of Revenue, Expenses and Changes in Working Capital for the period July 1, 2012 through March 31, 2013 is provided to keep all members apprised of the FY 2012/2013 cumulative Watermaster revenues, expenditures and changes in working capital for the period listed.

DISCUSSION

The Combining Schedule of Revenue, Expenses and Changes in Working Capital has been created from various financial reports and statements created from QuickBooks Enterprise Solutions 13.0, the Watermaster accounting system. The Combining Schedule provided balances to the supporting documentation in the Watermaster accounting system as presented.

ATTACHMENTS:

1. Financial Report - B3

CHINO BASIN WATERMASTER
 COMBINING SCHEDULE OF REVENUE, EXPENSES AND CHANGES IN WORKING CAPITAL
 FOR THE PERIOD JULY 1, 2012 THROUGH MARCH 31, 2013

Financial Report - B3

	WATERMASTER ADMINISTRATION	OPTIMUM BASIN MANAGEMENT	POOL ADMINISTRATION & SPECIAL PROJECTS			GROUNDWATER OPERATIONS		EDUCATION FUNDS	GRAND TOTALS	BUDGET 2012-2013
			APPROPRIATIVE POOL	AG POOL	NON-AG POOL	GROUNDWATER REPLENISHMENT	SB222 FUNDS			
Administrative Revenues:										
Administrative Assessments			6,329,126		283,393				6,612,519	\$6,612,663
Interest Revenue			12,387	1,137	369			0	13,893	39,600
Mutual Agency Project Revenue	151,550								151,550	152,938
Grant Income									-	0
Miscellaneous Income	21,710								21,710	0
Total Revenues	173,260	-	6,341,513	1,137	283,762	-	-	0	6,799,673	6,805,201
Administrative & Project Expenditures:										
Watermaster Administration	712,592								712,592	463,643
Watermaster Board-Advisory Committee	115,338								115,338	177,279
Ag Pool Misc. Expense - Ag Fund				-					-	400
Pool Administration			106,273	108,117	60,149				274,539	627,959
Optimum Basin Mgmt Administration		839,739							839,739	1,208,641
OBMP Project Costs		1,876,083							1,876,083	3,976,351
Debt Service		504,688							504,688	501,055
Basin Recharge Improvements		52,000							52,000	272,829
Education Funds Use								257	257	257
Mutual Agency Project Costs		10,000							10,000	10,000
Total Administrative/OBMP Expenses	827,930	3,282,510	106,273	108,117	60,149	-	-	257	4,385,234	7,238,413
Net Administrative/OBMP Expenses	(654,669)	(3,282,510)								
Allocate Net Admin Expenses To Pools	654,669		439,783	190,415	24,471				-	-
Allocate Net OBMP Expenses To Pools		2,777,822	1,866,040	807,949	103,833				-	-
Allocate Debt Service to App Pool		504,688	504,688						-	-
Agricultural Expense Transfer*			1,106,480	(1,106,480)					-	-
Total Expenses	4,023,264	-	-	188,453	-	-	-	257	4,385,234	7,238,413
Net Administrative Income	2,318,249	-	1,137	95,309	-	-	-	(256)	2,414,439	(433,212)
Other Income/(Expense)										
Replenishment Water Assessments			625,202		22,789				647,991	0
Non-Ag Stored Water Purchases			1,786,217						1,786,217	0
Interest Revenue						35			35	0
MWD Water Purchases									-	0
Non-Ag Stored Water Purchases			(2,289,276)						(2,289,276)	0
MWD Water Purchases									-	0
Groundwater Replenishment									-	0
Refund-Excess Reserves			(764,137)		(24,510)				(788,647)	0
Refund-Recharge Debt									-	0
Net Other Income/(Expense)	(641,994)	-	-	-	(1,721)	35	-	-	(643,680)	0
Net Transfers To/(From) Reserves	-	1,770,759	1,676,255	1,137	93,588	35	-	(256)	1,770,759	(433,212)
Working Capital, July 1, 2012	4,984,619	-	4,984,619	477,493	133,837	24,627	158,251	256	5,779,084	-
Working Capital, End Of Period	6,660,873	-	6,660,873	478,630	227,426	24,662	158,251	0	7,549,843	7,549,843
11/12 Assessable Production			79,342.533	34,353.325	4,414.887				118,110.745	
11/12 Production Percentages			67.176%	29.086%	3.738%				100.000%	

*Fund balance transfer as agreed to in the Peace Agreement.

N:\Administration\Meetings - Agendas & Minutes\2013\Staff Letters\Combining Schedule B3_March 2013.xls\Jul2012-Mar2013

THIS PAGE
HAS
INTENTIONALLY
BEEN LEFT
BLANK
FOR PAGINATION



CHINO BASIN WATERMASTER

9641 San Bernardino Road, Rancho Cucamonga, Ca 91730
Tel: 909.484.3888 Fax: 909.484.3890 www.cbwm.org

PETER KAVOUNAS, P.E.
General Manager

STAFF REPORT

DATE: May 23, 2013
TO: Board Members
SUBJECT: Treasurer's Report of Financial Affairs for the Period March 1, 2013 through March 31, 2013 - Financial Report B4 (March 31, 2013)

SUMMARY

Issue: Record of increases or decreases in the cash position, assets and liabilities of Watermaster for the Period of March 1, 2013 through March 31, 2013.

Recommendation: Staff recommends the Treasurer's Report of Financial Affairs for the Period March 1, 2013 through March 31, 2013 be received and filed as presented.

Financial Impact: Funds disbursed were included in the FY 2012-2013 Watermaster Budget.

Future Consideration

Watermaster Board: May 23, 2013; Receive and File (Normal Course of Business)

ACTIONS:

May 9, 2013 – Appropriative Pool – Approved unanimously
May 9, 2013 – Non-Agricultural Pool – Moved unanimously to receive and file, without approval
May 9, 2013 – Agricultural Pool – Approved unanimously
May 16, 2013 – Advisory Committee – Approved unanimously
May 23, 2013 – Watermaster Board –

BACKGROUND

A Treasurer's Report of Financial Affairs for the Period March 1, 2013 through March 31, 2013 is provided to keep all members apprised of the total cash in banks (Bank of America, LAIF, and CalTRUST) and on hand at the Watermaster office (petty cash) at the end of the period stated. The Treasurer's Report details the change (increase or decrease) in the overall cash position of Watermaster, as well as the changes (increase or decrease) to the assets and liabilities section of the balance sheet. The report also provides a detailed listing of all deposits and/or withdrawals in the California State Treasurer's Local Agency Investment Fund (LAIF) and/or CalTRUST, the most current effective yield as of the last quarter, and the ending balance in LAIF as of the reporting date.

DISCUSSION

The Treasurer's Report of Financial Affairs has been created from various financial reports and statements created from QuickBooks Enterprise Solutions 13.0, the Watermaster accounting system. The Treasurer's Report provided, balances to the supporting documentation in the Watermaster accounting system, as well as the supporting bank statements.

ATTACHMENTS

1. Financial Report - B4

**CHINO BASIN WATERMASTER
TREASURER'S REPORT OF FINANCIAL AFFAIRS FOR THE PERIOD
MARCH 1 THROUGH MARCH 31, 2013**

Financial Report - B4

DEPOSITORIES:

Cash on Hand - Petty Cash		\$	500
Bank of America			
Governmental Checking-Demand Deposits	\$	159,071	
Zero Balance Account - Payroll	\$	-	159,071
Local Agency Investment Fund - Sacramento			7,830,392
TOTAL CASH IN BANKS AND ON HAND	3/31/2013		\$ 7,989,963
TOTAL CASH IN BANKS AND ON HAND	2/28/2013		9,255,195
PERIOD INCREASE (DECREASE)			\$ (1,265,232)

CHANGE IN CASH POSITION DUE TO:

Decrease/(Increase) in Assets: Accounts Receivable		\$	(59,069)
Assessments Receivable			-
Prepaid Expenses, Deposits & Other Current Assets			(203)
(Decrease)/Increase in Liabilities: Accounts Payable			(535,793)
Accrued Payroll, Payroll Taxes & Other Current Liabilities			(33,758)
Transfer to/(from) Reserves			(636,408)
PERIOD INCREASE (DECREASE)			\$ (1,265,232)

SUMMARY OF FINANCIAL TRANSACTIONS:

	Petty Cash	Govt'l Checking Demand	Zero Balance Account Payroll	Local Agency Investment Funds	Totals
Balances as of 2/28/2013	\$ 500	\$ 924,303	\$ -	\$ 8,330,392	\$ 9,255,195
Deposits	-	500,000	-	-	500,000
Transfers	-	(55,317)	54,110	(500,000)	(501,206)
Withdrawals/Checks	-	(1,209,915)	(54,110)	-	(1,264,025)
Balances as of 3/31/2013	\$ 500	\$ 159,071	\$ -	\$ 7,830,392	\$ 7,989,963
PERIOD INCREASE OR (DECREASE)	\$ -	\$ (765,232)	\$ -	\$ (500,000)	\$ (1,265,232)

P71

CHINO BASIN WATERMASTER
 TREASURER'S REPORT OF FINANCIAL AFFAIRS FOR THE PERIOD
 MARCH 1 THROUGH MARCH 31, 2013

INVESTMENT TRANSACTIONS

Effective Date	Transaction	Depository	Activity	Redeemed	Days to Maturity	Interest Rate(*)	Maturity Yield
3/8/2013	Withdrawal	L.A.I.F	\$ (500,000)				
TOTAL INVESTMENT TRANSACTIONS			\$ (500,000)	-			

* The earnings rate for L.A.I.F. is a daily variable rate; 0.28% was the effective yield rate at the Quarter ended March 31, 2013.

INVESTMENT STATUS
 March 31, 2013

<u>Financial Institution</u>	Principal Amount	Number of Days	Interest Rate	Maturity Date
Local Agency Investment Fund	\$ 7,830,392			
TOTAL INVESTMENTS	\$ 7,830,392			

Funds on hand are sufficient to meet all foreseen and planned Administrative and project expenditures during the next six months.

All investment transactions have been executed in accordance with the criteria stated in Chino Basin Watermaster's Investment Policy.

Respectfully submitted,

Joseph S. Joswiak
 Chief Financial Officer
 Chino Basin Watermaster

P 72



CHINO BASIN WATERMASTER

9641 San Bernardino Road, Rancho Cucamonga, Ca 91730
Tel: 909.484.3888 Fax: 909.484.3890 www.cbwm.org

PETER KAVOUNAS, P.E.
General Manager

STAFF REPORT

DATE: May 23, 2013
TO: Board Members
SUBJECT: Budget vs. Actual Report for the Period July 1, 2012 through March 31, 2013 -
Financial Report B5 (March 31, 2013)

SUMMARY

Issue: Record of revenues and expenses of Watermaster for the Period of July 1, 2012 through March 31, 2013.

Recommendation: Staff recommends the Budget vs. Actual Report for the Period July 1, 2012 through March 31, 2013 be received and filed as presented.

Financial Impact: Funds disbursed were included in the FY 2012-2013 Watermaster Budget.

Future Consideration

Watermaster Board: May 23, 2013; Receive and File (Normal Course of Business)

ACTIONS:

May 9, 2013 – Appropriative Pool – Approved unanimously
May 9, 2013 – Non-Agricultural Pool – Moved unanimously to receive and file, without approval
May 9, 2013 – Agricultural Pool – Approved unanimously
May 16, 2013 – Advisory Committee – Approved unanimously
May 23, 2013 – Watermaster Board –

BACKGROUND

A Budget vs. Actual Report for the period July 1, 2012 through March 31, 2013 is provided to keep all members apprised of the total revenues and expenses for the current fiscal year. The expense section is categorized into four distinct sections. Those sections are: General and Administrative Expenses; Optimal Basin Management Program Expenses; Project Expenses; and Other Income/Expenses.

DISCUSSION

The Budget vs. Actual report has been created from QuickBooks Enterprise Solutions 13.0, the Watermaster accounting system. The Budget vs. Actual report provided, balances to the supporting documentation in the Watermaster accounting system, as well as the supporting bank statements.

As part of the Mid-Year Review presented during the February 2013 meetings, the Budget Transfer form (T-13-02-01) was approved and incorporated into the financial reports as of January 31, 2013. The Budget Transfer form (T-13-02-01) is a zero-based document, which means the reductions and additions within the general ledger accounts equal. Overall, the approved expense budget for FY 2012-2013 of \$7,238,413.48 (which includes the additional "Carry Over" funding of \$433,212.48) was NOT increased.

Year-To-Date (YTD) for the nine months ending March 31, 2013, all but one category was at or below the projected budget. Overall, the (YTD) Actual Expenses were \$1,395,361 or 24.1% below the (YTD) Budgeted Expenses of \$5,780,596. The one category above budget was the Watermaster Administrative Salary Expenses (6010's) which was over budget by the amount of \$15,639. The Year-To-Date expenses in this category are running ahead of budget and should continue this trend as the fiscal year progresses. It should be noted that the overall Watermaster salary expenses are not over budget, the overage is just with this individual line category. At the current time, a Budget Transfer request is not scheduled for this month, but might be part of the End-of-Year Review or other adjustments in the upcoming months.

SALARIES EXPENSE

The chart listed below summarized the Year-To-Date (YTD) Actual Watermaster salary costs compared to the Year-To-Date (YTD) Budget. Please be advised that the "\$ Over Budget" and the "% of Budget" columns are a comparison of the (YTD) Actual to the (YTD) Budget, not the 12-month Annual Budget. The 12-month Annual Budget column is presented only to provide the data in a full and complete format.

As of March 31, 2013, the total (YTD) Watermaster salary expenses are \$213,398 or 18.9% below the (YTD) budgeted amount of \$1,132,259. The budget was created with a staffing level of 9.5 Full Time Equivalents (FTE's). As of March 31, 2013, the actual full staffing level is 8.0 Full Time Equivalents (FTE's). Watermaster is in the process of finalizing the job description and other position information for the Field Technician position. Once these activities have been completed, a hiring effort will begin.

Watermaster utilizes an in-house database time and attendance system to allocate staff's actual hours worked and also allocates the hours to a specific project or activity. Watermaster staff time could be charged to Administrative, OBMP, or Implementation Project categories. Most recently, some Watermaster staff spent more time on administrative related tasks and less time on specific project related areas. When the FY 2012/13 budget was developed, basic assumptions were used in allocating how staff's time would be spent and on which projects or activities. The staffing dollars are then allocated into those specific areas and budgeted on a 1/12 monthly budget. When actual staffing activities vary from the budgeted assumptions, a positive or negative variance can be created. This is what is currently taking place within the administrative salary category.

At fiscal year end, the vacation, sick, and admin leave accrued balances by employee will be adjusted either as a increase to the accrual balance or a decrease to the accrual balance and the correct ending

balance will be recorded on the Balance Sheet as a Current Liability. This is a standard accounting journal entry that is completed each fiscal year. I mention this year end journal entry because the increase or decrease will be reflected in the accounts 60185 or 60186 as needed.

The table listed below shows how on a consolidated basis, the Watermaster employee activity compares with the budgeted activity. In some cases, the activity is above the budget, and in most cases, the activity is below the budget. The following details are provided:

	<u>Jul '12 - Mar '13</u>	<u>Budget</u>	<u>\$ Over Budget</u>	<u>% of Budget</u>	<u>Annual Budget</u>
WM Salary Expense					
6011 · WM Staff Salaries	388,504.03	346,920.00	41,584.03	111.99%	462,560.00
6011.2 · WM Staff - Admin. Paid Leave	2,380.75	0.00	2,380.75	100.0%	0.00
6201 · Advisory Committee - WM Staff Salaries	9,767.75	16,579.00	-6,811.25	58.92%	22,105.00
6301 · Watermaster Board - WM Staff Salaries	16,035.42	23,326.00	-7,292.58	68.74%	31,104.00
8301 · Appropriative Pool - WM Staff Salaries	15,527.99	22,128.75	-6,600.76	70.17%	29,505.00
8401 · Agricultural Pool - WM Staff Salaries	15,711.12	19,447.51	-3,736.39	80.79%	25,930.00
8501 · Non-Agricultural Pool - WM Staff Salaries	8,928.41	11,036.25	-2,107.84	80.9%	14,715.00
6901 · OBMP - WM Staff Salaries	165,136.62	168,415.51	-3,278.89	98.05%	224,554.00
7101.1 · Production Monitor - WM Staff Salaries	43,542.48	80,996.99	-37,454.51	53.76%	107,996.00
7102.1 · In-line Meter - WM Staff Salaries	2,153.70	7,902.76	-5,749.06	27.25%	10,537.00
7103.1 · Grdwater Quality - WM Staff Salaries	33,580.47	45,048.01	-11,467.54	74.54%	60,064.00
7104.1 · Grdwater Level - WM Staff Salaries	37,862.80	67,932.76	-30,069.96	55.74%	90,577.00
7105.1 · Sur Wtr Qual - WM Staff Salaries	0.00	2,338.51	-2,338.51	0.0%	3,118.00
7107.1 · Grd Level Monitoring - WM Staff Salaries	0.00	1,260.00	-1,260.00	0.0%	1,680.00
7108.1 · Hydraulic Control - WM Staff Salaries	668.87	5,612.26	-4,743.39	15.48%	7,483.00
7108.11 · Prado Basin - WM Staff Salaries	5,153.12	0.00	5,153.12	100.0%	0.00
7201 · Comp Recharge - WM Staff Salaries	31,453.55	98,437.50	-66,983.95	31.95%	131,250.00
7301 · PE3&5 - WM Staff Salaries	3,023.79	28,988.24	-25,964.45	10.43%	38,651.00
7401 · PE4 - WM Staff Salaries	793.31	9,516.01	-8,722.70	8.34%	12,688.00
7501.1 · PE 6&7 - WM Staff Salaries (Plume)	2,919.93	18,000.00	-15,080.07	16.22%	24,000.00
7501 · PE6&7 - WM Staff Salaries	1,405.48	5,642.24	-4,236.76	24.91%	7,523.00
7601 · PE8&9 - WM Staff Salaries	4,148.80	35,204.99	-31,056.19	11.79%	46,940.00
7701 · Inactive Well - WM Staff Salaries	0.00	315.00	-315.00	0.0%	420.00
Subtotal WM Staff Costs	788,898.39	1,015,050.29	-226,151.90	77.72%	1,353,400.00
60185 · Vacation	55,542.53	43,673.49	11,869.04	127.18%	52,898.00
60186 · Sick Leave	33,481.53	34,740.75	-1,259.12	96.38%	42,321.00
60187 · Holidays	40,938.61	36,794.25	2,144.36	105.53%	42,321.00
Subtotal WM Paid Leaves	129,962.77	117,208.49	12,754.28	110.88%	137,540.00
Total WM Salary Costs	918,861.16	1,132,258.78	-213,397.62	81.15%	1,490,940.00

BROWNSTEIN HYATT FARBER SCHRECK EXPENSES

The chart listed below summarizes the Brownstein Hyatt Farber Schreck (BHFS) expenses as of March 31, 2013 compared to the Year-To-Date (YTD) budget. Please be advised that the "\$ Over Budget" and the "% of Budget" columns are a comparison of the (YTD) Actual to the (YTD) Budget, not the 12-month Annual Budget. The 12-month Annual Budget column is presented only to provide the data in a full and complete format.

As of March 31, 2013, the BHFS expenses are \$63,848 or 11.6% below the (YTD) budgeted amount of \$551,823. As approved during the July 2012 meetings, the Pools, Advisory Committee and the Board meeting for the month of August were not held. As a result, the related meeting expenses from (BHFS) are lower than budgeted. For the month of March, there were some individual line items that were over the budgeted amount, but overall the BHFS expenses were on target with the overall legal budget.

Currently, a Budget Transfer request to reallocate the (BHFS) legal services budget is not scheduled for this month, but might be part of the End-of-Year Review or other adjustments in the upcoming months. The following details are provided:

	<u>Jul '12 - Mar '13</u>	<u>Budget</u>	<u>\$ Over Budget</u>	<u>% of Budget</u>	<u>Annual Budget</u>
6070 - Watermaster Legal Services					
6071 - BHFS Legal - Court Coordination	22,861.42	26,962.51	-4,101.09	84.79%	35,950.00
6072 - BHFS Legal - Annotated Judgment	26,583.20	57,000.00	-30,416.80	46.64%	57,000.00
6073 - BHFS Legal - Personnel Matters	14,400.15	7,625.00	6,775.15	188.85%	7,625.00
6074 - BHFS Legal - Interagency Issues	18,476.80	25,439.99	-6,963.19	72.63%	33,920.00
6075 - BHFS Legal - Replenishment Water	0.00	0.00	0.00	0.0%	0.00
6076 - BHFS Legal - Storage Issues	6,642.00	0.00	6,642.00	100.0%	0.00
6078 - BHFS Legal - Miscellaneous (Note 1)	48,417.64	43,362.51	5,055.33	111.66%	51,150.00
6078.1 - BHFS Legal - Refresh, Recharge, Reunite	36,196.31	25,000.00	11,196.31	144.79%	25,000.00
Total 6070 - Watermaster Legal Services	173,577.72	185,390.01	-11,812.29	93.63%	210,645.00
6275 - BHFS Legal - Advisory Committee	17,709.81	21,960.00	-4,250.19	80.65%	29,280.00
6375 - BHFS Legal - Board Meeting	46,154.72	48,180.01	-2,025.29	95.8%	64,240.00
8375 - BHFS Legal - Appropriative Pool	41,352.23	41,960.00	-607.77	98.55%	49,280.00
8475 - BHFS Legal - Agricultural Pool	20,592.36	21,960.00	-1,367.64	93.77%	29,280.00
8575 - BHFS Legal - Non-Ag Pool	22,236.23	21,960.00	276.23	101.26%	29,280.00
8575.1 - BHFS Legal - Paragraph 15 CSI/Aqua	10,759.13	10,000.00	759.13	107.59%	10,000.00
Total BHFS Legal Services	158,804.48	166,020.01	-7,215.53	95.65%	211,360.00
6907.3 - WM Legal Counsel					
6907.30 - Peace II - CEQA	1,071.00	0.00	1,071.00	100.0%	0.00
6907.31 - South Archibald Plume	0.00	23,850.00	-23,850.00	0.0%	31,800.00
6907.32 - Chino Airport Plume	2,925.00	23,850.00	-20,925.00	12.26%	31,800.00
6907.33 - Desalter/Hydraulic Control	55,884.19	37,575.00	18,309.19	148.73%	50,100.00
6907.34 - Santa Ana River Water Rights	10,269.70	17,437.50	-7,167.80	58.89%	23,250.00
6907.35 - Paragraph 31 Motion	20,911.72	17,800.00	3,111.72	117.48%	17,800.00
6907.36 - Santa Ana River Habitat	4,351.40	8,362.49	-4,011.09	52.04%	11,150.00
6907.37 - Water Auction	0.00	0.00	0.00	0.0%	0.00
6907.38 - Reg. Water Quality Cntrl Board	0.00	8,962.51	-8,962.51	0.0%	11,950.00
6907.39 - Recharge Master Plan	52,149.09	43,375.01	8,774.08	120.23%	54,500.00
6907.40 - Storage Agreements	7,877.38	13,350.01	-5,472.63	59.01%	17,800.00
6907.41 - Prado Basin Habitat Sustainability	153.00	5,850.00	-5,697.00	2.62%	7,800.00
6907.90 - WM Legal Counsel - Unanticipated	0.00	0.00	0.00	0.0%	0.00
Total 6907 - WM Legal Counsel	155,592.46	200,412.52	-44,820.04	77.64%	257,950.00
Total Brownstein, Hyatt, Farber, Schreck Costs	487,974.68	551,822.54	-63,847.86	88.43%	679,955.00

Note 1: The types of legal activities that have been charged against the "Miscellaneous" legal category account 6078 are as follows: (1) Discussions with the new General Manager regarding Watermaster issues and topics; (2) Assessment Package Review, Workshops; (3) Research Pool Membership issues; (4) Research Watermaster Peace I and II Obligations and Task Lists; (5) Review OBMP Milestones; (6) Stormwater and New Yield; (7) Annual Financial Audit Response; (8) Review Consulting Agreement(s); (9) Coordination of Ongoing Watermaster Projects; and (10) Review of draft documents.

OBMP ENGINEERING SERVICES AND LEGAL COSTS

For March 31, 2013, the accounts 6901-6906 (Optimum Basin Mgmt Program) section was below the Year-To-Date (YTD) budget by \$27,057 or 3.5%. Within the category 6907 (Optimum Basin Mgmt Program Legal Fees) are the remaining Brownstein Hyatt Farber Schreck (BHFS) Watermaster's legal

expenses. Within the legal expense category, some individual line item activities were above the budget \$31,266 while some other line item activities were below the budget \$76,086. Above the budget line items were the Peace II CEQA of \$1,071; the Desalter/Hydraulic Control of \$18,309; the Paragraph 31 Motion of \$3,112; and the Recharge Master Plan of \$8,774. The individual legal projects/activities that were below budget for the Year-To-Date (YTD) period were the South Archibald Plume of \$23,850; the Chino Airport Plume of \$20,925; the Santa Ana River Water Rights of \$7,168; the Santa Ana River Habitat of \$4,011; the Regional Water Quality Control Board of \$8,962; Storage Agreements of \$5,473; and Prado Basin Habitat Sustainability of \$5,697. For the nine months ended March 31, 2013, the overall cumulative (YTD) budget was \$200,412 and the actual (BHFS) legal expenses totaled \$155,592 which resulted in an under budget variance of \$44,820 or 22.3%.

The chart listed below summarizes the Optimum Basin Management Program (OBMP) expenses as of March 31, 2013 compared to the Year-To-Date (YTD) budget. Please be advised that the "\$ Over Budget" and the "% of Budget" columns are a comparison of the (YTD) Actual to the (YTD) Budget, not the 12-month Annual Budget. The 12-month Annual Budget column is presented only to provide the data in a full and complete format.

Overall, the Optimum Basin Management Program (OBMP) category was \$742,709 compared to a (YTD) budget of \$769,766 for an under budget of \$27,057 or 3.5% as of March 31, 2013.

	Jul '12 - Mar '13	Budget	\$ Over Budget	% of Budget	Annual Budget
6900 - Optimum Basin Mgmt Plan					
6901 - WM Staff Salaries	166,136.62	168,415.51	-3,278.89	98.05%	224,554.00
6902.31 - OBMP - Wildermuth Staff	3,085.40	0.00	3,085.40	100.0%	0.00
6903 - OBMP SAWPA Group	10,593.00	11,000.00	-407.00	96.3%	11,000.00
6906 - OBMP Engineering Services					
6906.1 - OBMP - Watermaster Model Update	171,509.44	99,828.00	71,681.44	171.81%	99,828.00
6906.8 - OBMP - Reports	140.00	0.00	140.00	100.0%	0.00
6906 - OBMP Engineering Services - Other	234,231.35	280,633.24	-46,401.89	83.47%	388,996.00
Total 6906 - OBMP Engineering Services	405,880.79	380,461.24	25,419.55	106.68%	488,824.00
6907 - OBMP Legal Fees					
6907.3 - WM Legal Counsel					
6907.30 - Peace II - CEQA	1,071.00	0.00	1,071.00	100.0%	0.00
6907.31 - South Archibald Plume	0.00	23,850.00	-23,850.00	0.0%	31,800.00
6907.32 - Chino Airport Plume	2,925.00	23,850.00	-20,925.00	12.26%	31,800.00
6907.33 - Desalter/Hydraulic Control	55,884.19	37,575.00	18,309.19	148.73%	50,100.00
6907.34 - Santa Ana River Water Rights	10,269.70	17,437.50	-7,167.80	58.89%	23,250.00
6907.35 - Paragraph 31 Motion	20,911.72	17,800.00	3,111.72	117.48%	17,800.00
6907.36 - Santa Ana River Habitat	4,351.40	8,362.49	-4,011.09	52.04%	11,150.00
6907.37 - Water Auction	0.00	0.00	0.00	0.0%	0.00
6907.38 - Reg. Water Quality Cntrl Board	0.00	8,962.51	-8,962.51	0.0%	11,950.00
6907.39 - Recharge Master Plan	52,149.09	43,375.01	8,774.08	120.23%	54,500.00
6907.40 - Storage Agreements	7,877.38	13,350.01	-5,472.63	59.01%	17,800.00
6907.41 - Prado Basin Habitat Sustainability	153.00	5,850.00	-5,697.00	2.62%	7,800.00
6907.90 - WM Legal Counsel - Unanticipated	0.00	0.00	0.00	0.0%	0.00
Total 6907 - WM Legal Counsel	155,592.48	200,412.52	-44,820.04	77.64%	257,950.00
Total 6907 - OBMP Legal Fees	155,592.48	200,412.52	-44,820.04	77.64%	257,950.00
6909 - OBMP Other Expenses					
6909.1 - OBMP Meetings	680.81	0.00	680.81	100.0%	0.00
6909.3 - Other OBMP Expenses	1,740.00	1,977.00	-237.00	88.01%	1,977.00
6909.4 - Printing	0.00	0.00	0.00	0.0%	0.00
6909.5 - Ad Hoc Litigation Committee	0.00	0.00	0.00	0.0%	0.00
6909.6 - OBMP Expenses - Miscellaneous	0.00	7,500.01	-7,500.01	0.0%	10,000.00
Total 6909 - OBMP Other Expenses	2,420.81	9,477.01	-7,056.20	25.54%	11,977.00
Total 6900 - Optimum Basin Mgmt Plan	742,709.10	769,766.28	-27,057.18	96.49%	994,395.00

OBMP IMPLEMENTATION PROJECTS COSTS

The OBMP Implementation Projects (accounts 7100's – 7700's) were all (Under) budget as of March 31, 2013 in all categories. While there might have been some under and over budget line items within the sub-categories, when consolidated, no main category items were over budget.

The chart listed below summarized the Year-To-Date (YTD) Actual Wildermuth Environmental, Inc., (WEI) and other Engineering costs compared to the Year-To-Date (YTD) Budget. Please be advised that the "\$ Over Budget" and the "% of Budget" columns are a comparison of the (YTD) Actual to the (YTD) Budget, not the 12-month Annual Budget. The 12-month Annual Budget column is presented only to provide the data in a full and complete format.

As of March 31, 2013, the total (YTD) Engineering Services expenses are \$127,731 or 8.2% below the (YTD) budget amount of \$1,564,000. The following details are provided:

	Jul '11 - Mar '13	Budget	\$ Over Budget	% of Budget	Annual Budget
6902.31 - OBMP - Wildermuth Staff	3,085.40	0.00	3,085.40	100.0%	0.00
6906 - OBMP Engineering Services - Other	234,231.35	280,633.24	-46,401.89	83.47%	388,996.00
6906.1 - OBMP - Watermaster Model Update	171,509.44	99,828.00	71,681.44	171.81%	99,828.00
6906.8 - OBMP - Reports	140.00	0.00	140.00	100.0%	0.00
7101.31 - Prod Monitor-Engineering-SubContractor	6,354.19	0.00	6,354.19	100.0%	0.00
7103.3 - Grdwtr Qual-Engineering	46,974.20	50,052.00	-3,077.80	93.85%	66,816.00
7103.31 - Grdwtr Qual-Engineering-SubContractor	11,387.67	0.00	11,387.67	100.0%	0.00
7103.5 - Grdwtr Qual-Lab Svcs	32,352.00	38,568.00	-6,216.00	83.88%	38,568.00
7104.3 - Grdwtr Level-Engineering	116,903.44	136,047.74	-19,144.30	85.93%	181,397.00
7107.2 - Grd Level-Engineering	113,429.06	116,696.76	-3,267.70	97.2%	137,259.00
7107.3 - Grd Level-SAR Imagery	90,000.00	67,500.00	22,500.00	133.33%	90,000.00
7107.6 - Grd Level-Contract Svcs	51,632.32	91,975.01	-40,342.69	56.14%	122,300.00
7107.61 - Grd Level-Chino Hills ASR	39,020.75	112,879.49	-73,858.74	34.57%	150,506.00
7107.8 - Grd Level-Cap Equip Exte	0.00	16,534.50	-16,534.50	0.0%	20,546.00
7108.3 - Hydraulic Control-Engineering	74,169.28	76,880.52	-2,711.24	96.47%	88,002.00
7108.4 - Hydraulic Control-Lab Svcs	73,474.00	50,745.74	22,728.26	144.79%	67,661.00
7108.7 - Hydraulic Control-Prado Basin Habitat	104,152.14	158,856.24	-54,704.10	65.56%	208,856.25
7108.9 - Hydraulic Control-Contract Svcs	0.00	3,375.00	-3,375.00	0.0%	4,500.00
7109.3 - Recharge & Well - Engineering	0.00	2,000.00	-10,770.00	0.0%	4,000.00
7202.3 - Comp Recharge-Implementation	202,193.80	149,027.59	53,166.21	135.68%	210,055.00
7303 - PE3&5-Engineering - Other	13,292.00	22,757.99	-9,465.99	58.41%	30,344.00
7402 - PE4-Engineering	52,203.26	39,050.50	13,152.76	133.68%	52,065.00
7403 - PE4-Contract Svcs	0.00	11,250.00	-11,250.00	0.0%	15,000.00
7502 - PE6&7-Engineering	1,463.89	39,341.29	-37,877.40	3.72%	50,470.30
7502.1 - PE6&7-Engineering Svcs (Plume)	7,070.67	0.00	7,070.67	100.0%	0.00
7602 - PE8&9-Engineering	0.00	0.00	0.00	0.0%	0.00
Total Wildermuth Environmental, Inc. Costs	1,445,038.86	1,563,999.61	-127,730.75	92.39%	2,027,170.55 *

* Wildermuth and Subcontractor Engineering Budget of \$1,982,360 plus Carryover Funds from FY 2011/12 of \$44,810.55 = \$2,027,170.55
Carryover Funds FY 2011/12 = \$24,500.00 (7107.2), \$1,000.00 (7107.6), \$4,500.00 (7107.8), \$8,856.25 (7108.7) and \$5,954.30 (7502) = \$44,810.55

As noted above, \$44,810.55 has been "Carried Over" from FY 2011/12 per the Watermaster policy 4.17 which was approved during FY 2011/12. These amounts, along with any other "Carried Over" expenses were not included in the Assessment process billed and completed in November 2012 because these dollar amounts were previously funded from last year's Assessment process.

The total Engineering Services budget of \$2,027,171 includes direct labor costs for Wildermuth Environmental, Inc. (69%) along with other direct charges such as equipment rental, laboratory fees, travel costs, reproduction costs, and outside professional services (31%).

PRADO BASIN HABITAT SUSTAINABILITY PROGRAM

The Prado Basin Habitat Sustainability Program came about as a result of the Peace II Agreement SEIR mitigation measure 4.4-3 and was adopted by IEUA's board in October, 2010. The purpose of the mitigation measure is to ensure that the Prado Basin riparian habitat will not be impacted by HC. The basic program tasks are to convene a committee that will develop this adaptive management plan, to install necessary monitoring wells, to complete vegetation and aerial surveys, and to implement photo station monitoring. In terms of the financial aspects of this program, there is a cost sharing agreement, which was approved by the Watermaster Board in September, 2012 for a total budget of \$440,000. This is a 50/50 cost sharing agreement between Watermaster and IEUA with a not to exceed amount of \$220,000 for each party. Included in that cost is hiring a consultant to develop the adaptive management plan, WEI performing the project management tasks related to the monitoring well installation, hiring a contractor to construct and install up to seventeen monitoring wells at nine separate sites, and United States Bureau of Reclamation performing vegetation monitoring every three years. Grants have been applied for to offset the cost of this program; however, it is not yet known if any will be received.

The process of invoicing IEUA for their 50% portion of the (WEI) invoices will be completed by Watermaster staff at the end of every quarter. The information listed below is provided for the period of May 1, 2012 through March 31, 2013:

	Wildermuth Environmental, Inc.	50% Billing "TO" IEUA	50% Billing "FROM" IEUA	Costs For Watermaster	Watermaster Staff "Hours"	Watermaster Staff "Costs"
May 2012 - Jun. 2012	\$ 11,143.75	\$ (5,571.88)		\$ 5,571.88	4.00	\$ 411.38
Jul. 2012 - Mar. 2013	\$ 104,152.14	\$ (52,076.07)		\$ 52,076.07	47.00	\$ 5,153.12
Totals	\$ 115,295.89	\$ (57,647.95)	\$ -	\$ 57,647.95	51.00	\$ 5,564.50
	7108.7	7108.71, 7108.72	7108.75			7108.11

OTHER INCOME AND EXPENSE

In March 2012, the initial payment of \$295,200 (which included a 10% contingency) was issued to the Chino Basin Desalter Authority for work related to the Chino Creek Well Field extensometer project. In October, Watermaster was notified by the Project Administrator that the extensometer project was completed and a refund in the amount of \$21,710 was due to Watermaster. Watermaster received the funds of \$21,710 on October 23, 2012 and deposited the funds into our Bank of America bank account. The funds were recorded as Miscellaneous Income, category (4900).

As of March 31, 2013 the 3rd quarter LAIF interest income of \$6,038.48 was recorded to the Watermaster financial reports. The interest income on funds invested at LAIF is as follows:

1 st Quarter (July 2012 - September 2012):	\$4,275.69
2 nd Quarter (October 2012 - December 2012):	\$3,613.94
3 rd Quarter (January 2013 - March 2013):	\$6,038.48

There were no other significant items to report within the category of Other Income and Expenses for the month of March 31, 2013.

"CARRY OVER" FUNDING

With the approval of the new "Carry Over" funding policy on March 22, 2012, there were amounts of \$433,212.48 carried over into the current fiscal year budget (FY 2012/13) as follows:

"Carried Over" Expenses At June 30, 2012	
Verizon VoIP Equipment, Installation	\$ 1,500.00
GM Search Expenses - Balance of Contract	\$ 9,000.00
Wildermuth Project Expenses	\$ 44,810.55
Chino Hills ASR Project	\$ 104,977.00
Recharge Improvement Projects	\$ 272,829.00
Appropriative Pool Legal Services Fund Balance	\$ 95.93
Total Balance, June 30, 2012	<u>\$ 433,212.48</u>

"Carried Over" Balance, July 1, 2012	\$ 433,212.48
Less: (Invoices Received To Date FY 2012/13)	
GM Search Expenses - Balance of Contract	\$ (9,000.00)
Wildermuth Project Expenses	\$ (44,810.55)
Appropriative Pool Legal Services Fund Balance	\$ (95.93)
Recharge Project - Turner Basin Invoice from IEUA	\$ (52,000.00)
Updated Balance as of March 31, 2013	<u>\$ 327,306.00</u>

Watermaster carried over \$272,829 in the Recharge Improvements Project categories. The amount of \$162,236 has been appropriated for use for the upcoming 3-year Turner Basin Improvements (7690.2), estimated in the range of \$270K+. The amount of \$30,900 has been appropriated for the Hickory Basin improvement project (7690.3) while the remaining amount of \$79,693 has been appropriated for Other Recharge Improvement Projects (7690.9).

As invoices are received from the vendors and booked against these items listed above, the "Carried Over" balance will be reduced throughout the current fiscal year. At June 30, 2013, any remaining balances of the FY 2011/12 expenses (if any), along with any new FY 2012/13 expenses, will then be "Carried Over" into the FY 2013/14 budget. During the audit fieldwork, there were discussions with the Charles Z. Fedak & Company senior auditor and Watermaster staff regarding the proper accounting treatment of the "Carried Over" funding process. The senior auditor has approved and concurs with the current accounting treatment and process for recording the "Carried Over" funding.

With the exceptions previously noted, there were no other unusual or significant transactions or events which occurred during the month of March 2013.

AUDIT FIELD WORK

Auditors from the audit firm of Charles Z. Fedak & Company were previously onsite at the Watermaster offices on July 16th and 17th to conduct scheduled field work for the FY 2011/2012 financial audit. Final field work was completed during the week of October 5th with the Annual Financial and Audit Reports issued on December 20, 2012. The presentation of the "Draft" Annual Financial and Audit Reports to the Board by the Senior Manager of Charles Z. Fedak & Company was completed on December 20, 2012. The "Final" Annual Financial and Audit Reports have been posted to the Watermaster website.

The final report to Watermaster staff from the Senior Manager revealed no operational or internal control issues or concerns. Watermaster was issued an "Unqualified" or "Clean" audit report. There was an adjusting entry regards to GASB No. 27 which deals with Accounting for Pensions by State and Local

Government Employers. As a direct result of the ongoing pension discussions and public scrutiny within California, the auditors have been ensuring that all of their public agency/government clients are following GASB No. 27. According to the Summary of Statement No. 27, "Employers that participate in *cost sharing multiple employer defined pension plans* are required to recognize pension expenditures/expense equal to the employer's contractually required contributions and a liability for unpaid contributions".

Since Watermaster has less than 100 active members/employees, Watermaster is required by CalPERS to participate in a risk pool. Watermaster currently is a member of the "Miscellaneous 2.5% at 55 Risk Pool". There are approximately 163 governmental agencies participating as part of this risk pool. Some of the public agencies who are currently participants of this pool are the Association of California Water Agencies, City of Lake Elsinore, Crestline Village Water District, Lake Arrowhead Community Services District, Monte Vista County Water District, and Rancho Cucamonga Fire Protection District, just to name a few.

According to CalPERS, "At the time of joining a risk pool, a side fund is created to account for the difference between the funded status of the pool and the funded status of your plan". According to recent information from CalPERS, Watermaster's Side Fund is currently \$122,863. CalPERS calculates the interest due and principal reduction each year and reduces the Side Fund balance. Watermaster staff has received a current amortization schedule from CalPERS for the outstanding liability amount to determine if the estimated balance of \$122,863 should be paid off in full to reduce current and future interest expense. The auditors have recommended, and Watermaster staff has complied, to record the outstanding liability of \$122,863 on the Balance Sheet for the CalPERS Side Fund. The previous audit firm of Mayer Hoffman McCann did not request or require Watermaster to book this entry on the Balance Sheet.

As part of the upcoming budget process, Watermaster staff will bring to the Pools, Advisory Committee and Board, a staff recommendation which will include the options available for the CalPERS Side Fund of \$122,863, including one option which would be payoff the current balance in FY 2013/14 or earlier.

ASSESSMENT INVOICING

The Watermaster Board approved the Assessment Package at the November 15, 2012 meeting. Watermaster staff created and emailed the Assessment invoices on Wednesday, November 21, 2012. The Assessment invoices were due 30 days from invoice date, so payment should have been received by Watermaster on or before December 21, 2012, prior to the Holiday office closure. ALL payments have been received and posted.

This year's Assessment invoicing included the standard Assessment amounts per the Assessment Package, along with any Special Assessments and the "Excess Cash Reserve" refund credits of \$788,647. The Appropriative Pool had a Special Assessment of \$75,000 as approved during their "Closed Session" on September 13, 2012. The \$75,000 was allocated to the Appropriative Pool members based upon a formula of 50% of the FY 2011/12 "Averaged Production & Exchanges" and 50% of the "Assigned Share of Operating Safe Yield."

On Friday, November 30, 2012, the Watermaster staff created and emailed the Assessment invoicing to the Appropriative Pool members for the Non-Agricultural Pool Stored Water Purchase. The Assessment invoices were due 30 days from invoice date, so payment should have been received by Watermaster on or before December 31, 2012. At the time of this report being issued, ALL payments have been received and posted.

Per the terms of the Settlement Agreement, the 4th of five annual payments to the Non-Agricultural Pool members for the Stored Water Purchase were to be issued on or before January 15, 2013. The nine checks totaling \$2,289,275.69 were mailed on January 10, 2013.

ATTACHMENTS

1. Financial Report - B5

	1/12th (8.33%) of the Total Budget				9/12th (75%) of the Total Budget				100% of the Total Budget			
	For The Month of March 2013				Year-To-Date as of March 31, 2013				Fiscal Year End as of June 30, 2013			
	Actual	Budget	\$ Over(Under)	% of Budget	Actual	Budget	\$ Over(Under)	% of Budget	Projected	Budget	\$ Over(Under)	% of Budget
Income												
4010 · Local Agency Subsidies	0.00	0.00	0.00	0.0%	151,550.48	152,938.00	-1,387.52	99.09%	151,550.48	152,938.00	-1,387.52	99.09%
4110 · Admin Asmnts-Approp Pool	0.00	0.00	0.00	0.0%	6,329,126.18	6,360,952.00	-31,825.82	99.5%	6,329,126.18	6,360,952.00	-31,825.82	99.5%
4120 · Admin Asmnts-Non-Agri Pool	0.00	0.00	0.00	0.0%	283,393.27	251,711.00	31,682.27	112.59%	283,393.27	251,711.00	31,682.27	112.59%
4700 · Non Operating Revenues	6,026.90	9,900.00	-3,873.10	60.88%	13,893.25	29,700.00	-15,806.75	46.78%	16,893.25	39,600.00	-20,706.75	47.71%
4900 · Miscellaneous Income	0.00	0.00	0.00	0.0%	21,710.00	0.00	21,710.00	100.0%	21,710.00	0.00	21,710.00	100.0%
Total Income	6,026.90	9,900.00	-3,873.10	60.88%	6,799,673.18	6,795,301.00	4,372.18	100.06%	6,804,673.18	6,805,201.00	-527.82	99.99%
Gross Profit	6,026.90	9,900.00	-3,873.10	60.88%	6,799,673.18	6,795,301.00	4,372.18	100.06%	6,804,673.18	6,805,201.00	-527.82	99.99%
Expense												
6010 · Salary Costs	52,186.02	41,296.42	10,889.60	126.37%	414,796.39	399,157.00	15,639.39	103.92%	519,684.00	519,684.00	0.00	100.0%
6020 · Office Building Expense	8,436.54	9,417.00	-980.46	89.59%	77,851.09	81,022.00	-3,170.91	96.09%	107,345.00	107,345.00	0.00	100.0%
6030 · Office Supplies & Equip.	3,492.13	3,725.00	-232.87	93.75%	20,815.30	21,075.00	-259.70	98.77%	24,500.00	24,500.00	0.00	100.0%
6040 · Postage & Printing Costs	46.24	4,397.33	-4,351.09	1.05%	29,273.64	47,276.01	-18,002.37	61.92%	62,368.00	62,368.00	0.00	100.0%
6050 · Information Services	8,251.05	11,691.33	-3,440.28	70.57%	94,617.00	108,138.67	-13,521.67	87.5%	143,796.00	143,796.00	0.00	100.0%
6060 · Contract Services	2,190.00	0.00	2,190.00	100.0%	38,643.79	40,900.00	-2,256.21	94.48%	40,900.00	40,900.00	0.00	100.0%
6070 · Watermaster Legal Services	23,500.94	22,751.66	749.28	103.29%	173,577.72	185,390.01	-11,812.29	93.63%	210,645.00	210,645.00	0.00	100.0%
6080 · Insurance	0.00	0.00	0.00	0.0%	17,476.72	19,393.00	-1,916.28	90.12%	19,393.00	19,393.00	0.00	100.0%
6110 · Dues and Subscriptions	133.00	0.00	133.00	100.0%	25,627.77	27,250.00	-1,622.23	94.05%	27,500.00	27,500.00	0.00	100.0%
6140 · WM Admin Expenses	0.00	208.34	-208.34	0.0%	997.67	1,874.98	-877.11	53.22%	2,500.00	2,500.00	0.00	100.0%
6150 · Field Supplies	0.00	0.00	0.00	0.0%	411.35	800.00	-388.65	51.42%	1,400.00	1,400.00	0.00	100.0%
6170 · Travel & Transportation	1,287.96	2,175.00	-887.04	59.22%	12,658.01	16,152.50	-3,694.49	77.75%	21,170.00	21,170.00	0.00	100.0%
6190 · Conferences & Seminars	406.73	125.00	281.73	325.38%	3,730.79	11,250.00	-7,519.21	33.16%	15,000.00	15,000.00	0.00	100.0%
6200 · Advisory Comm - WM Board	2,279.60	4,448.67	-2,169.07	51.24%	27,533.63	40,038.99	-12,505.36	68.77%	53,385.00	53,385.00	0.00	100.0%
6300 · Watermaster Board Expenses	10,711.29	10,299.50	411.79	104.0%	87,804.16	92,920.50	-5,116.34	94.49%	123,894.00	123,894.00	0.00	100.0%
8300 · Appr PI-WM & Pool Admin	12,308.27	16,190.42	-3,882.15	76.02%	106,272.63	120,809.67	-14,537.04	87.97%	154,380.93	154,380.93	0.00	100.0%
8400 · Agri Pool-WM & Pool Admin	4,424.90	5,273.58	-848.68	83.91%	38,388.08	47,462.26	-9,074.18	80.88%	63,283.00	63,283.00	0.00	100.0%
8467 · Ag Legal & Technical Services	13,440.00	17,583.33	-4,143.33	76.44%	51,838.14	158,250.01	-106,411.87	32.76%	211,000.00	211,000.00	0.00	100.0%
8470 · Ag Meeting Attend -Special	1,850.00	1,441.67	408.33	128.32%	16,175.00	12,974.99	3,200.01	124.66%	17,300.00	17,300.00	0.00	100.0%
8471 · Ag Pool Expense	0.00	0.00	0.00	0.0%	1,715.50	48,750.00	-47,034.50	3.52%	65,000.00	65,000.00	0.00	100.0%
8485 · Ag Pool - Misc. Exp. - Ag Fund	0.00	0.00	0.00	0.0%	0.00	300.00	-300.00	0.0%	400.00	400.00	0.00	100.0%
8500 · Non-Ag PI-WM & Pool Admin	5,872.25	8,916.25	-3,044.00	65.86%	60,149.22	90,246.25	-30,097.03	66.65%	116,995.00	116,995.00	0.00	100.0%
6500 · Education Funds Use Expens	257.00	0.00	257.00	100.0%	257.00	257.00	0.00	100.0%	257.00	257.00	0.00	100.0%
9400 · Depreciation Expense	0.00	0.00	0.00	0.0%	0.00	0.00	0.00	0.0%	0.00	0.00	0.00	0.0%
9500 · Allocated G&A Expenditures	-19,668.35	-61,046.50	41,378.15	32.22%	-197,785.51	-549,418.50	351,632.99	36.0%	-732,558.00	-732,558.00	0.00	100.0%
6900 · Optimum Basin Mgmt Plan	132,191.61	74,846.24	57,345.37	176.62%	742,709.10	769,766.28	-27,057.18	96.49%	994,305.00	994,305.00	0.00	100.0%
6950 · Mutual Agency Projects	10,000.00	10,000.00	0.00	100.0%	10,000.00	10,000.00	0.00	100.0%	10,000.00	10,000.00	0.00	100.0%
9501 · G&A Expenses Allocated-OBMP	9,694.93	17,861.33	-8,166.40	54.28%	97,029.43	160,752.01	-63,722.58	60.36%	214,336.00	214,336.00	0.00	100.0%
7101 · Production Monitoring	5,471.78	9,062.17	-3,590.39	60.38%	50,459.17	81,559.49	-31,100.32	61.87%	108,746.00	108,746.00	0.00	100.0%
7102 · In-line Meter Installation	484.26	7,180.16	-6,695.90	6.74%	44,590.41	84,621.52	-40,031.11	52.69%	106,162.00	106,162.00	0.00	100.0%
7103 · Grdwtr Quality Monitoring	10,504.49	15,549.49	-5,045.00	67.56%	133,091.49	139,705.52	-6,614.03	95.27%	173,498.00	173,498.00	0.00	100.0%

CHINO BASIN WATERMASTER
Budget vs. Actual
Current Month, Year-To-Date and Fiscal Year-End

	1/12th (8.33%) of the Total Budget				9/12th (75%) of the Total Budget				100% of the Total Budget			
	For The Month of March 2013				Year-To-Date as of March 31, 2013				Fiscal Year End as of June 30, 2013			
	Actual	Budget	\$ Over(Under)	% of Budget	Actual	Budget	\$ Over(Under)	% of Budget	Projected	Budget	\$ Over(Under)	% of Budget
7104 · Gdwtr Level Monitoring	18,671.49	22,831.17	-4,159.68	81.78%	155,024.65	212,990.49	-57,965.84	72.79%	283,974.00	283,974.00	0.00	100.0%
7105 · Sur Wtr Qual Monitoring	0.00	259.83	-259.83	0.0%	0.00	2,338.51	-2,338.51	0.0%	3,118.00	3,118.00	0.00	100.0%
7107 · Ground Level Monitoring	66,602.65	52,144.58	14,458.27	127.73%	294,082.13	511,822.76	-217,740.63	57.46%	626,918.00	628,918.00	0.00	100.0%
7108 · Hydraulic Control Monitoring	22,315.36	27,010.83	-4,695.47	82.62%	215,661.48	295,469.76	-79,808.28	72.99%	376,502.25	376,502.25	0.00	100.0%
7109 · Recharge & Well Monitoring Prog	0.00	2,000.00	-2,000.00	0.0%	0.00	2,000.00	-2,000.00	0.0%	4,000.00	4,000.00	0.00	100.0%
7200 · PE2- Comp Recharge Pgm	180,534.09	56,446.64	124,087.45	319.83%	794,349.65	1,106,929.83	-312,580.18	71.76%	1,484,758.00	1,484,758.00	0.00	100.0%
7300 · PE3&5-Water Supply/Desalte	101.11	6,332.92	-6,231.81	1.6%	16,410.90	56,996.24	-40,579.34	28.8%	76,995.00	76,995.00	0.00	100.0%
7400 · PE4- Mgmt Plan	9,321.37	6,854.16	2,467.21	136.0%	54,597.56	61,691.52	-7,093.96	88.5%	82,254.00	82,254.00	0.00	100.0%
7500 · PE6&7-CoopEfforts/SaltMgmt	0.00	6,336.59	-6,336.59	0.0%	12,874.21	62,983.53	-50,109.32	20.44%	81,993.30	81,993.30	0.00	100.0%
7600 · PE8&9-StorageMgmt/Conj Use	174.17	3,940.84	-3,766.67	4.42%	4,178.82	35,467.48	-31,288.66	11.78%	47,290.00	47,290.00	0.00	100.0%
7690 · Recharge Improvement Debt Pymt	35,000.00	0.00	35,000.00	100.0%	556,688.00	773,884.00	-217,196.00	71.93%	773,884.00	773,884.00	0.00	100.0%
7700 · Inactive Well Protection Prgm	0.00	76.67	-76.67	0.0%	0.00	669.99	-669.99	0.0%	920.00	920.00	0.00	100.0%
9602 · G&A Expenses Allocated-Projects	9,973.41	43,185.17	-33,211.76	23.1%	100,756.09	389,666.49	-287,910.40	25.92%	518,222.00	518,222.00	0.00	100.0%
Total Expense	642,446.49	460,912.79	181,633.70	139.42%	4,385,234.38	5,780,595.76	-1,395,361.38	75.86%	7,238,413.48	7,238,413.48	0.00	100.0%
Net Ordinary Income	-636,419.59	-450,912.79	-185,506.80	141.14%	2,414,438.80	1,014,705.24	1,399,733.56	237.95%	-433,740.30	-433,212.48	-527.82	100.12%
Other Income												
4210 · Approp Pool-Replenishment	0.00	0.00	0.00	0.0%	625,201.94	0.00	625,201.94	100.0%	625,201.94	0.00	625,201.94	100.0%
4220 · Non-Ag Pool-Replenishment	0.00	0.00	0.00	0.0%	22,789.05	0.00	22,789.05	100.0%	22,789.05	0.00	22,789.05	100.0%
4225 · Interest Income	11.58	0.00	11.58	100.0%	34.86	0.00	34.86	100.0%	46.86	0.00	46.86	100.0%
4226 · LAIF Fair Market Value	0.00	0.00	0.00	0.0%	0.00	0.00	0.00	0.0%	2,500.00	0.00	2,500.00	100.0%
4600 · Groundwater Sales	0.00	0.00	0.00	0.0%	1,786,216.90	0.00	1,786,216.90	100.0%	1,786,216.90	0.00	1,786,216.90	100.0%
Total Other Income	11.58	0.00	11.58	100.0%	2,434,242.75	0.00	2,434,242.75	100.0%	2,436,754.75	0.00	2,436,754.75	100.0%
Other Expense												
5010 · Groundwater Replenishment	0.00	0.00	0.00	0.0%	0.00	0.00	0.00	0.0%	0.00	0.00	0.00	0.0%
5100 · Other Water Purchases	0.00	0.00	0.00	0.0%	2,289,275.69	0.00	2,289,275.69	100.0%	2,289,275.69	0.00	2,289,275.69	100.0%
9200 · Interest Expense	0.00	0.00	0.00	0.0%	0.00	0.00	0.00	0.0%	8,928.00	0.00	8,928.00	100.0%
9996 · Refund-Excess Reserves-Approp.	0.00	0.00	0.00	0.0%	764,137.00	0.00	764,137.00	100.0%	764,137.00	0.00	764,137.00	100.0%
9997 · Refund-Excess Reserves-NonAg	0.00	0.00	0.00	0.0%	24,510.00	0.00	24,510.00	100.0%	24,510.00	0.00	24,510.00	100.0%
9998 · Refund-Recharge Debt-Approp.	0.00	0.00	0.00	0.0%	0.00	0.00	0.00	0.0%	0.00	0.00	0.00	0.0%
9999 · To/(From) Reserves	-636,408.01	-450,912.79	-185,495.22	141.14%	1,770,758.86	1,014,705.24	756,053.62	174.51%	-1,083,836.24	-433,212.48	-650,623.76	250.19%
Total Other Expense	-636,408.01	-450,912.79	-185,495.22	141.14%	4,848,681.55	1,014,705.24	3,833,976.31	477.84%	2,003,014.45	-433,212.48	2,436,226.93	-462.36%
Net Other Income	636,419.59	450,912.79	185,506.80	141.14%	-2,414,438.80	-1,014,705.24	-1,399,733.56	237.95%	433,740.30	433,212.48	527.82	100.12%
Net Income	0.00	0.00	0.00	0.0%	0.00	0.00	0.00	0.0%	0.00	0.00	0.00	0.0%

Note: Please see the staff report (Financial Report-B5) for additional detailed information on the account categories.



CHINO BASIN WATERMASTER

I. CONSENT CALENDAR

C. WATER TRANSACTION

1. **Consider Approval for Notice of Sale or Transfer –**
The purchase of 1,100,000 acre-feet of water from Santa Ana River Water Company (SARWC) by Jurupa Community Services District (JCSD). This purchase is made first from SARWC's Annual Production Right, with any additional from storage. Date of application: March 11, 2013. Pool Approval: April 11, 2013



CHINO BASIN WATERMASTER

NOTICE

OF

APPLICATION(S)

RECEIVED FOR

WATER TRANSACTIONS – ACTIVITIES

Date of Notice:

April 3, 2013

This notice is to advise interested persons that the attached application(s) will come before the Watermaster Board on or after 30 days from the date of this notice.

NOTICE OF APPLICATION(S) RECEIVED

Date of Application: **March 11, 2013**

Date of this notice: **April 3, 2013**

Please take notice that the following Application has been received by Watermaster:

- Notice of Sale or Transfer – The purchase of 1,100,000 acre-feet of water from Santa Ana River Water Company (SARWC) by Jurupa Community Services District (JCSD). This purchase is made first from SARWC's Annual Production Right, with any additional from storage.

This *Application* will first be considered by each of the respective pool committees on the following dates:

Appropriative Pool: April 11, 2013

Non-Agricultural Pool: April 11, 2013

Agricultural Pool: April 11, 2013

This *Application* will be scheduled for consideration by the Advisory Committee *no earlier than thirty days from the date of this notice and a minimum of twenty-one calendar days* after the last pool committee reviews it.

After consideration by the Advisory Committee, the *Application* will be considered by the Board.

Unless the *Application* is amended, parties to the Judgment may file *Contests* to the *Application* with Watermaster *within seven calendar days* of when the last pool committee considers it. Any *Contest* must be in writing and state the basis of the *Contest*.

Watermaster address:

Chino Basin Watermaster
9641 San Bernardino Road
Rancho Cucamonga, CA 91730

Tel: (909) 484-3888
Fax: (909) 484-3890

CHINO BASIN WATERMASTER

NOTICE OF TRANSFER OF WATER

Notification Dated: April 3, 2013

A party to the Judgment has submitted a proposed transfer of water for Watermaster approval. Unless contrary evidence is presented to Watermaster that overcomes the rebuttable presumption provided in Section 5.3(b)(iii) of the Peace Agreement, Watermaster must find that there is "no material physical injury" and approve the transfer. Watermaster staff is not aware of any evidence to suggest that this transfer would cause material physical injury and hereby provides this notice to advise interested persons that this transfer will come before the Watermaster Board on or after 30 days from the date of this notice. The attached staff report will be included in the meeting package at the time the transfer begins the Watermaster process (comes before Watermaster).

THIS PAGE
HAS
INTENTIONALLY
BEEN LEFT
BLANK
FOR PAGINATION



CHINO BASIN WATERMASTER

9641 San Bernardino Road, Rancho Cucamonga, Ca 91730
Tel: 909. 484.3888 Fax: 909. 484.3890 www.cbwm.org

PETER KAVOUNAS, P.E.
General Manager

DATE: April 3, 2013
TO: Watermaster Interested Parties
SUBJECT: Summary and Analysis of Application for Water Transaction

Summary –

There does not appear to be a potential material physical injury to a party or to the basin from the proposed transaction as presented.

Issue –

- Notice of Sale or Transfer – The purchase of 1,100,000 acre-feet of water from Santa Ana River Water Company (SARWC) by Jurupa Community Services District (JCSD). This purchase is made first from SARWC's Annual Production Right, with any additional from storage.

Recommendation –

1. Continue monitoring as planned in the Optimum Basin Management Program.
2. Use all new or revised information when analyzing the hydrologic balance and report to Watermaster if a potential for material physical injury is discovered, and
3. Approve the transaction as presented.

Fiscal Impact –

- None
- May reduce assessments under the 85/15 rule
- Reduce desalter replenishment costs

Background

The Court approved the Peace Agreement, the Implementation Plan and the goals and objectives identified in the OBMP Phase I Report on July 13, 2000, and ordered Watermaster to proceed in a manner consistent with the Peace Agreement. Under the Peace Agreement, Watermaster approval is required for applications to store, recapture, recharge or transfer water, as well as for applications for credits or reimbursements and storage and recovery programs.

Where there is no material physical injury, Watermaster must approve the transaction. Where the request for Watermaster approval is submitted by a party to the Judgment, there is a rebuttable presumption that most of the transactions do not result in Material Physical Injury to a party to the Judgment or the Basin (Storage and Recovery Programs do not have this presumption).

The following application for water transaction is attached with the notice of application.

- Notice of Sale or Transfer - The purchase of 1,100,000 acre-feet of water from Santa Ana River Water Company (SARWC) by Jurupa Community Services District (JCSD). This purchase is made first from SARWC's Annual Production Right, with any additional from storage

Notice of the water transaction identified above was mailed on April 3, 2013 along with the materials submitted by the requestors.

DISCUSSION

Water transactions occur each year and are included as production by the respective entity (if produced) in any relevant analyses conducted by Wildermuth Environmental pursuant to the Peace Agreement and the Rules & Regulations. There is no indication additional analysis regarding this transaction is necessary at this time. As part of the OBMP Implementation Plan, continued measurement of water levels and the installation of extensometers are planned. Based on no real change in the available data, we cannot conclude that the proposed water transaction will cause material physical injury to a party or to the Basin.

CONSOLIDATED WATER TRANSFER FORMS:
FORM 3: APPLICATION FOR SALE OR TRANSFER OF RIGHT TO PRODUCE WATER FROM STORAGE
FORM 4: APPLICATION OR AMENDMENT TO APPLICATION TO RECAPTURE WATER IN STORAGE
FORM 5: APPLICATION TO TRANSFER ANNUAL PRODUCTION RIGHT OR SAFE YIELD

FISCAL YEAR 20~~12~~ 20¹³

DATE REQUESTED: March 11, 2013

AMOUNT REQUESTED: 1,100 Acre-Feet

TRANSFER FROM (SELLER / TRANSFEROR):			TRANSFER TO (BUYER / TRANSFEREE):		
Santa Ana River Water Company			Jurupa Community Services District		
Name of Party			Name of Party		
10530 54th Street			11201 Harrel Street		
Street Address			Street Address		
Jurupa Valley	CA	91752	Jurupa Valley	CA	91752
City	State	Zip Code	City	State	Zip Code
951.685.6503			951.685.7434		
Telephone			Telephone		
951.685.1978			951.685.1153		
Facsimile			Facsimile		

Have any other transfers been approved by Watermaster between these parties covering the same fiscal year? Yes No

PURPOSE OF TRANSFER:

- Pump when other sources of supply are curtailed
- Pump to meet current or future demand over and above production right
- Pump as necessary to stabilize future assessment amounts
- Other, explain _____

WATER IS TO BE TRANSFERRED FROM:

- Annual Production Right (Appropriative Pool) or Operating Safe Yield (Non-Agricultural Pool)
- Storage
- Annual Production Right / Operating Safe Yield first, then any additional from Storage
- Other, explain _____

WATER IS TO BE TRANSFERRED TO:

- Annual Production Right / Operating Safe Yield (common)
- Storage (rare)
- Other, explain _____

IS THE 85/15 RULE EXPECTED TO APPLY? (If yes, all answers below must be "yes.") Yes No
Is the Buyer an 85/15 Party? Yes No
Is the purpose of the transfer to meet a current demand over and above production right? Yes No
Is the water being placed into the Buyer's Annual Account? Yes No

IF WATER IS TO BE TRANSFERRED FROM STORAGE:

Projected Rate of Recapture

Projected Duration of Recapture

METHOD OF RECAPTURE (e.g. pumping, exchange, etc.):

PLACE OF USE OF WATER TO BE RECAPTURED:

LOCATION OF RECAPTURE FACILITIES (IF DIFFERENT FROM REGULAR PRODUCTION FACILITIES):

WATER QUALITY AND WATER LEVELS

Are the Parties aware of any water quality issues that exist in the area? Yes No

If yes, please explain:

Wells do not exceed the MCL for nitrates and are used to blend with other wells in the District

What are the existing water levels in the areas that are likely to be affected?

All wells are perforated to a depth of between 300 to 400 feet

MATERIAL PHYSICAL INJURY

Are any of the recapture wells located within Management Zone 1? Yes No

Is the Applicant aware of any potential Material Physical Injury to a party to the Judgment or the Basin that may be caused by the action covered by the application? Yes No

If yes, what are the proposed mitigation measures, if any, that might reasonably be imposed to ensure that the action does not result in Material Physical Injury to a party to the Judgment or the Basin?

SAID TRANSFER SHALL BE CONDITIONED UPON:

- (1) Transferee shall exercise said right on behalf of Transferor under the terms of the Judgment, the Peace Agreement, the Peace II Agreement, and the Management Zone 1 Subsidence Management Plan for the period described above. The first water produced in any year shall be that produced pursuant to carry-over rights defined in the Judgment. After production of its carry-over rights, if any, the next (or first if no carry-over rights) water produced by Transferee from the Chino Basin shall be that produced hereunder.
- (2) Transferee shall put all waters utilized pursuant to said Transfer to reasonable beneficial use.
- (3) Transferee shall pay all Watermaster assessments on account of the water production hereby Transferred.
- (4) Any Transferee not already a party must Intervene and become a party to the Judgment.

ADDITIONAL INFORMATION ATTACHED

Yes No



Seller / Transferor Representative Signature

J Arnold Rodriguez

Seller / Transferor Representative Name (Printed)



Buyer / Transferee Representative Signature

Todd M. Corbin

Buyer / Transferee Representative Name (Printed)

TO BE COMPLETED BY WATERMASTER STAFF:

DATE OF WATERMASTER NOTICE: _____

DATE OF APPROVAL FROM APPROPRIATIVE POOL: _____

DATE OF APPROVAL FROM NON-AGRICULTURAL POOL: _____

DATE OF APPROVAL FROM AGRICULTURAL POOL: _____

HEARING DATE, IF ANY: _____

DATE OF ADVISORY COMMITTEE APPROVAL: _____

DATE OF BOARD APPROVAL: _____

THIS PAGE
HAS
INTENTIONALLY
BEEN LEFT
BLANK
FOR PAGINATION



CHINO BASIN WATERMASTER

I. CONSENT CALENDAR

D. PERSONNEL COMMITTEE RECOMMENDATIONS

1. 3-Year Plan For Employees To Contribute 8% to CalPERS Retirement Plan
2. COLA Increase of 1.95% Effective July 1, 2013
3. Adopt Publicly Available Pay Schedule
4. Medical-Dental-Vision Benefits Allowance Policy
5. Change of 457 Deferred Compensation Plan Administrator
6. Chino Basin Watermaster Employee Manual
7. Chino Basin Watermaster Administration Policy Manual Section 3





CHINO BASIN WATERMASTER

9641 San Bernardino Road, Rancho Cucamonga, Ca 91730
Tel: 909.484.3888 Fax: 909.484.3890 www.cbwm.org

PETER KAVOUNAS, P.E.
General Manager

STAFF REPORT

DATE: May 23, 2013
TO: Watermaster Board Members
SUBJECT: Personnel Policies - Adoption of 3-Year Plan for Employees to Contribute 8% to the CalPERS Retirement Plan

SUMMARY

Issue: Adoption of 3-Year Plan for Employees to Contribute 8% to the CalPERS Retirement Plan.

Recommendation: Approve the 3-Year Plan for Employees to Contribute 8% to the CalPERS Retirement Plan.

Financial Impact: Slight reduction of Watermaster's CalPERS employee contribution for each of the first two years with a greatest savings in years three, four and five when Watermaster employees are contributing the full 8% of the employee share of the CalPERS contribution.

Future Consideration

Watermaster Board: May 23, 2013; Approval (Normal Course of Business)

ACTIONS:

May 23, 2013 – Watermaster Board –

BACKGROUND

With the adoption of Public Employees' Pension Reform Act of 2013 (PEPRA), the pension system has changed. Depending upon your member classification "Classic or New" with CalPERS, Watermaster may pay a portion of the employee contribution to CalPERS or the employee could be responsible for the entire employee portion to CalPERS. All regular and introductory employees hired after January 1, 2013 will be enrolled in the 2% @ 62 Public Employees Retirement System (CalPERS), and shall be subject to such terms and conditions as Watermaster may contract for with CalPERS. All regular and introductory employees hired before January 1, 2013 will be enrolled in the 2.5% @ 55 Public Employees Retirement System (CalPERS), and shall be subject to such terms and conditions as Watermaster may contract for with CalPERS. As a part of an employee benefit, Watermaster currently pays the employee's contribution to CalPERS which is currently 8% of an employee's base salary. The employer also pays a percentage of employee's base salary based upon a contribution percentage set by CalPERS each fiscal year. Currently, the Watermaster employer percentage is set by CalPERS at 14.978%. With the passing and signing of AB 340, Watermaster must decide and institute a plan to ensure the employees are paying their correct percentage of the employee costs of the CalPERS Retirement effective January 1, 2018.

Watermaster currently has eight active employees with seven of those employees falling under the classification of "Classic" members (2.5% @ 55) and one employee falling under the classification of "New" members (2% @ 62).

3-Year Plan

Year 1: Effective July 1, 2013, each "Classic" Watermaster employee would begin to pay 3% of the CalPERS Retirement contribution. To assist in the drop in "take home" pay, an increase of 2.5% would be provided effective July 1, 2013¹. To assist in the drop in "take home" pay, each employee would be provided two Holiday Comp days which would be used to offset the vacation needed to cover time off when the Watermaster office is closed between the Christmas and New Year holidays.

Year 2: Effective July 1, 2014, each "Classic" Watermaster employee would increase the contribution they currently pay by an additional 3% of the CalPERS Retirement contribution, bringing the contribution rate being paid by employees to 6%. To assist in the drop in "take home" pay, an increase of 2.5% would be provided effective July 1, 2014. To assist in the drop in "take home" pay, each employee would be provided one Holiday Comp day which would be used to offset the vacation needed to cover time off when the Watermaster office is closed between the Christmas and New Year holidays.

Year 3: Effective July 1, 2015, each "Classic" Watermaster employee would increase the contribution they currently pay by an additional 2% of the CalPERS Retirement contribution, bringing the contribution rate being paid by employees to 8%. To assist in the drop in "take home" pay, an increase of 1.5% would be provided effective July 1, 2015. No Holiday Comp days would be provided to the employees by Watermaster to offset the vacation needed to cover time off when the Watermaster office is closed between the Christmas and New Year holidays.

The 3-Year Plan saves money for Watermaster since the net contribution by employees is 8% of payroll, whereas the offsetting pay increases are 6.5% of payroll. The 8% contribution level is achieved almost three years earlier than 2018. Watermaster saves money in each of the three years, with the greatest savings in years three, four and five with the employees contributing the full 8%.

¹ Based upon actual payroll calculations using our payroll system software, the employee is bringing home less "take home" pay. Even though the 3% withholding for CalPERS is pre-tax, the savings in Federal and State taxes is not 100% offset by the increase in salary of 2.5%. In fact, even at a 3% salary increase, the pre-tax savings in taxes is not 100% offset by the increase of 3%.



CHINO BASIN WATERMASTER

9641 San Bernardino Road, Rancho Cucamonga, Ca 91730
Tel: 909.484.3888 Fax: 909.484.3890 www.cbwm.org

PETER KAVOUNAS, P.E.
General Manager

STAFF REPORT

DATE: May 23, 2013
TO: Watermaster Board Members
SUBJECT: Personnel Policies - COLA Increase of 1.95% Effective July 1, 2013

SUMMARY

Issue: Adoption of COLA Increase of 1.95% Effective July 1, 2013.

Recommendation: Approve the COLA Increase of 1.95% Effective July 1, 2013.

Financial Impact: COLA increase of 1.95% is included in the FY 2013/14 Watermaster Budget.

Future Consideration

Watermaster Board: May 23, 2013; Approval (Normal Course of Business)

ACTIONS:

May 23, 2013 -- Watermaster Board --

BACKGROUND

Past practice of Chino Basin Watermaster has been to calculate the CPI change from January to January and factor that percentage increase into a COLA increase for all Watermaster employees (excluding employees with an employment contract). The last CPI/COLA increase was July 2008, which was 3.6%. Since that time, the CPI/COLA increase has not been implemented and has not been part of the salary calculations. The CPI change from January 2012 to January 2013 is calculated at 1.95%. Watermaster is recommending a salary increase of 1.95% effective July 1, 2013 and implementing the CPI factor (as calculated from January to January) in future years going forward. The CPI increase from 2009 to 2013 (January to January) is calculated at close to 8%.



CHINO BASIN WATERMASTER

9641 San Bernardino Road, Rancho Cucamonga, Ca 91730
Tel: 909.484.3888 Fax: 909.484.3890 www.cbwm.org

PETER KAVOUNAS, P.E.
General Manager

STAFF REPORT

DATE: May 23, 2013
TO: Watermaster Board Members
SUBJECT: Personnel Policies - Publicly Available Pay Schedules

SUMMARY

Issue: Adoption of Publicly Available Pay Schedule Effective July 1, 2013.

Recommendation: Approve the Publicly Available Pay Schedule Effective July 1, 2013.

Financial Impact: The salary costs for the nine budgeted Watermaster positions are included in the Revised FY 2013/14 Watermaster Budget.

Future Consideration

Watermaster Board: May 23, 2013; Approval (Normal Course of Business)

ACTIONS:

May 23, 2013 – Watermaster Board –

BACKGROUND

As part of the backup documentation for the development of the upcoming fiscal year budget, it was the past practice of Chino Basin Watermaster to develop an excel worksheet known as the "Salary Matrix" which provided the budgeted positions, job titles, the hourly, bi-weekly, monthly and annual salary information. The "Salary Matrix" was the basis of the salaries budget.

To ensure compliance with recent regulations from CalPERS, Chino Basin Watermaster has developed "Pay Schedules" which must be adopted by the Watermaster Board in open session and provide the required information (as provided in CCR 570.5) for current employees and potential positions which could be filled as approved.

It is the intent of Chino Basin Watermaster to post the current "Pay Schedule" on the Chino Basin Watermaster website www.cbwm.org under a "to be developed" section labeled "Employment" or a label which provides a clear indication of the information provided. Each fiscal year, the "Pay Schedule" will be used to develop the Watermaster salary budget, as part of the budget process. The Watermaster Board will approve the "Pay Schedule" in open session as part of the approval process of the fiscal year budget. Once the "Pay Schedule" has been approved in open session, the "Pay Schedule" for the current fiscal year will be posted to the Watermaster website.

It should be noted that while there are numerous positions on the "Pay Schedule" which are not currently filled, the fiscal year salary budget only includes positions that are filled or will be filled in the current fiscal year. The salary budget does not include every position on the "Pay Schedule", just those that are currently or projected to be filled in the upcoming fiscal year.

The "Pay Schedule" incorporates the pay modifications to allow for transitioning to employees' contribution of the 8% cost of the retirement system and the proposed CPI for this year. Since the transition is a three year plan, all three years are illustrated in the attachment. However, only the Pay Schedule effective July 1, 2013 will be formally adopted as a result of the Board action.

Future changes to the "Pay Schedule" could include salary increases, annual CPI increases, Step modifications, or change in the effective date of the schedule. The "Pay Schedules" presented have been built on a CPI assumption of 2% per year which will be reviewed annually by the Personnel Committee.

ATTACHMENTS:

1. Proposed "Pay Schedule" - FY 2013/14
2. Proposed "Pay Schedule" - FY 2014/15
3. Proposed "Pay Schedule" - FY 2015/16

CHINO BASIN WATERMASTER PAY SCHEDULE															Effective Date: July 1, 2013				
POSITION	CLASS						LOW	MONTHLY MEDIAN	HIGH	LOW	ANNUAL MEDIAN	HIGH							
General Manager ¹	1								\$ 19,583.33			\$ 235,000.00							
Assistant General Manager	1						\$ 9,667.37	\$ 10,658.25	\$ 11,750.63	\$ 116,008.44	\$ 127,889.03	\$ 141,007.60							
Chief Financial Officer	1						\$ 9,452.46	\$ 10,421.32	\$ 11,489.50	\$ 113,429.57	\$ 126,065.90	\$ 137,874.00							
Chief of Watermaster Services	1						\$ 7,833.76	\$ 8,636.71	\$ 9,522.01	\$ 94,005.00	\$ 103,640.51	\$ 114,264.12							
Sr. Environmental Engineer	2						\$ 8,468.81	\$ 9,338.87	\$ 10,293.98	\$ 101,825.67	\$ 112,042.47	\$ 123,627.79							
Sr. Project Engineer	2						\$ 8,065.54	\$ 8,892.26	\$ 9,803.78	\$ 96,786.50	\$ 106,707.16	\$ 117,645.17							
Sr. Engineer	2						\$ 7,397.24	\$ 8,155.48	\$ 8,891.40	\$ 88,766.83	\$ 97,865.47	\$ 107,696.86							
Water Resource Engineer	2						\$ 6,908.06	\$ 7,616.15	\$ 8,396.82	\$ 82,896.74	\$ 91,393.75	\$ 100,761.87							
		HOURLY					MONTHLY					ANNUAL							
		STEP A	STEP B	STEP C	STEP D	STEP E	STEP A	STEP B	STEP C	STEP D	STEP E	STEP A	STEP B	STEP C	STEP D	STEP E			
GIS & Database Specialist	3	\$ 30.68	\$ 32.21	\$ 33.82	\$ 35.51	\$ 37.29	\$ 6,317.34	\$ 6,583.48	\$ 6,862.29	\$ 7,155.69	\$ 7,463.37	\$ 83,608.09	\$ 87,001.76	\$ 90,347.49	\$ 93,647.04	\$ 97,560.39			
Environmental Specialist	3	\$ 28.67	\$ 30.10	\$ 31.61	\$ 33.18	\$ 34.84	\$ 4,969.73	\$ 5,217.76	\$ 5,478.47	\$ 5,751.85	\$ 6,039.72	\$ 59,636.77	\$ 62,013.18	\$ 64,741.87	\$ 67,022.23	\$ 72,476.80			
Executive Assistant	3	\$ 28.81	\$ 28.16	\$ 29.56	\$ 31.03	\$ 32.59	\$ 4,647.47	\$ 4,879.21	\$ 5,123.62	\$ 5,378.90	\$ 5,648.66	\$ 55,759.52	\$ 58,660.49	\$ 61,483.46	\$ 64,548.76	\$ 67,783.87			
Accountant	3	\$ 22.97	\$ 24.12	\$ 25.32	\$ 26.59	\$ 27.92	\$ 3,981.22	\$ 4,180.37	\$ 4,388.57	\$ 4,609.45	\$ 4,839.38	\$ 47,774.59	\$ 50,164.41	\$ 52,862.86	\$ 55,313.38	\$ 58,072.53			
Accounting Specialist	3	\$ 19.43	\$ 20.40	\$ 21.42	\$ 22.50	\$ 23.63	\$ 3,367.47	\$ 3,538.84	\$ 3,713.27	\$ 3,899.75	\$ 4,096.28	\$ 40,409.62	\$ 42,430.10	\$ 44,559.21	\$ 46,796.84	\$ 49,143.31			
Sr. Field Operations Specialist	3	\$ 25.59	\$ 26.87	\$ 28.21	\$ 29.62	\$ 31.11	\$ 4,435.64	\$ 4,658.33	\$ 4,890.07	\$ 5,134.48	\$ 5,391.57	\$ 53,227.72	\$ 55,899.97	\$ 58,680.86	\$ 61,813.80	\$ 64,998.84			
Field Operations Specialist	3	\$ 19.85	\$ 20.84	\$ 21.88	\$ 22.98	\$ 24.13	\$ 3,439.89	\$ 3,611.88	\$ 3,792.93	\$ 3,983.03	\$ 4,182.18	\$ 41,278.64	\$ 43,342.67	\$ 45,516.13	\$ 47,796.32	\$ 50,186.14			
Office Specialist/Receptionist	3	\$ 15.67	\$ 16.45	\$ 17.28	\$ 18.13	\$ 19.04	\$ 2,715.70	\$ 2,851.49	\$ 2,994.51	\$ 3,142.97	\$ 3,300.48	\$ 32,588.40	\$ 34,217.82	\$ 35,934.14	\$ 37,715.64	\$ 39,605.77			
Office Assistant	3	\$ 13.06	\$ 13.71	\$ 14.39	\$ 15.11	\$ 15.87	\$ 2,263.08	\$ 2,377.14	\$ 2,494.82	\$ 2,619.75	\$ 2,750.10	\$ 27,167.00	\$ 28,525.71	\$ 29,937.88	\$ 31,436.94	\$ 33,001.19			
Classifications:																			
Type 1: Exempt - Executive Management																			
Type 2: Exempt - Mid-Management/Supervisor																			
Type 3: Non-Exempt																			
Note 1 - General Manager's Employment Contract is approved by Chino Basin Watermaster Board of Directors. General Manager's salary is for budgeting purposes only.																			

P101

CHINO BASIN WATERMASTER PAY SCHEDULE															Effective Date: July 1, 2015				
POSITION	CLASS						LOW	MONTHLY MEDIAN	HIGH	LOW	ANNUAL MEDIAN	HIGH							
General Manager ¹	1								\$ 21,686.87			\$ 260,000.00							
Assistant General Manager	1						\$ 10,546.64	\$ 11,627.65	\$ 12,819.38	\$ 126,569.71	\$ 139,631.78	\$ 153,832.50							
Chief Financial Officer	1						\$ 10,312.19	\$ 11,389.17	\$ 12,534.50	\$ 123,746.28	\$ 136,430.06	\$ 150,414.00							
Chief of Watermaster Services	1						\$ 8,546.25	\$ 9,422.24	\$ 10,388.06	\$ 102,556.00	\$ 113,068.89	\$ 124,656.74							
Sr. Environmental Engineer	2						\$ 9,239.07	\$ 10,186.09	\$ 11,200.26	\$ 110,868.79	\$ 122,233.03	\$ 134,782.87							
Sr. Project Engineer	2						\$ 8,799.12	\$ 9,701.04	\$ 10,685.44	\$ 105,589.49	\$ 116,412.46	\$ 128,345.30							
Sr. Engineer	2						\$ 8,070.03	\$ 8,897.22	\$ 9,808.20	\$ 96,840.41	\$ 106,766.59	\$ 117,710.35							
Water Resource Engineer	2						\$ 7,536.37	\$ 8,308.85	\$ 9,160.54	\$ 90,436.42	\$ 99,708.25	\$ 109,926.43							
		HOURLY					MONTHLY					ANNUAL							
		STEP A	STEP B	STEP C	STEP D	STEP E	STEP A	STEP B	STEP C	STEP D	STEP E	STEP A	STEP B	STEP C	STEP D	STEP E			
GIS & Database Specialist	3	\$ 33.47	\$ 35.14	\$ 36.90	\$ 38.74	\$ 40.58	\$ 6,800.97	\$ 6,091.31	\$ 6,395.48	\$ 6,715.46	\$ 7,051.23	\$ 68,611.60	\$ 73,095.73	\$ 76,745.76	\$ 80,585.44	\$ 84,614.71			
Environmental Specialist	3	\$ 31.28	\$ 32.84	\$ 34.48	\$ 36.20	\$ 38.01	\$ 6,421.74	\$ 6,692.33	\$ 6,976.75	\$ 7,275.00	\$ 7,589.04	\$ 65,060.89	\$ 68,308.01	\$ 71,721.04	\$ 75,289.88	\$ 79,068.64			
Executive Assistant	3	\$ 28.26	\$ 30.71	\$ 32.25	\$ 33.86	\$ 35.56	\$ 6,070.17	\$ 5,322.88	\$ 5,589.63	\$ 5,868.12	\$ 6,162.42	\$ 60,842.01	\$ 63,876.81	\$ 67,076.53	\$ 70,417.45	\$ 73,948.89			
Accountant	3	\$ 25.08	\$ 26.31	\$ 27.62	\$ 29.01	\$ 30.46	\$ 4,343.32	\$ 4,560.58	\$ 4,787.72	\$ 5,028.89	\$ 5,279.53	\$ 52,119.62	\$ 54,726.99	\$ 57,462.88	\$ 60,344.27	\$ 63,354.38			
Accounting Specialist	3	\$ 21.19	\$ 22.25	\$ 23.37	\$ 24.54	\$ 25.78	\$ 3,673.75	\$ 3,857.44	\$ 4,051.00	\$ 4,264.44	\$ 4,467.75	\$ 44,084.98	\$ 46,289.22	\$ 48,611.96	\$ 51,053.25	\$ 53,613.02			
Sr. Field Operations Specialist	3	\$ 27.92	\$ 29.32	\$ 30.78	\$ 32.32	\$ 33.93	\$ 4,839.08	\$ 5,082.02	\$ 5,334.64	\$ 5,601.48	\$ 5,881.95	\$ 58,066.92	\$ 60,884.22	\$ 64,018.02	\$ 67,217.74	\$ 70,583.38			
Field Operations Specialist	3	\$ 21.65	\$ 22.73	\$ 23.87	\$ 25.07	\$ 26.32	\$ 3,752.75	\$ 3,940.39	\$ 4,137.90	\$ 4,345.29	\$ 4,562.58	\$ 45,033.04	\$ 47,284.69	\$ 49,664.85	\$ 52,143.52	\$ 54,750.70			
Office Specialist/Receptionist	3	\$ 17.09	\$ 17.95	\$ 18.85	\$ 19.78	\$ 20.77	\$ 2,962.70	\$ 3,110.84	\$ 3,266.87	\$ 3,428.83	\$ 3,600.67	\$ 35,552.40	\$ 37,330.02	\$ 39,202.45	\$ 41,145.88	\$ 43,208.02			
Office Assistant	3	\$ 14.24	\$ 14.96	\$ 15.70	\$ 16.49	\$ 17.31	\$ 2,468.92	\$ 2,593.35	\$ 2,721.73	\$ 2,858.02	\$ 3,000.23	\$ 29,627.00	\$ 31,120.20	\$ 32,660.80	\$ 34,296.22	\$ 36,002.73			
Classifications:																			
Type 1: Exempt - Executive Management																			
Type 2: Exempt - Mid-Management/Supervisor																			
Type 3: Non-Exempt																			
Note ¹ - General Manager's Employment Contract is approved by Chino Basin Watermaster Board of Directors. General Manager's salary is for budgeting purposes only.																			

P103

THIS PAGE
HAS
INTENTIONALLY
BEEN LEFT
BLANK
FOR PAGINATION



CHINO BASIN WATERMASTER

9641 San Bernardino Road, Rancho Cucamonga, Ca 91730
Tel: 909.484.3888 Fax: 909.484.3890 www.cbwm.org

PETER KAVOUNAS, P.E.
General Manager

STAFF REPORT

DATE: May 23, 2013
TO: Watermaster Board Members
SUBJECT: Personnel Policies - Medical/Dental/Vision Benefits Allowance Policy (Health Insurance Allowance) Effective July 1, 2013

SUMMARY

Issue: Adoption of Medical/Dental/Vision Benefits Allowance Policy (Health Insurance Allowance) Effective July 1, 2013.

Recommendation: Approve the Medical/Dental/Vision Allowance Policy (Health Insurance Allowance) Effective July 1, 2013.

Financial Impact: Increase of Medical/Dental/Vision Benefits Allowance Policy (Health Insurance Allowance) is included in the FY 2013/14 Watermaster Budget.

Future Consideration
Watermaster Board: May 23, 2013; Approval (Normal Course of Business)

ACTIONS:
May 23, 2013 – Watermaster Board –

BACKGROUND

The Chino Basin Watermaster currently provides every full time employee (an employee working over 30+ hours per week) a Health Insurance Allowance of a maximum of \$982 per month. The history of the Benefits Allowance has been verified back to payroll records from 1999 when the monthly allowance was \$453 per month. The amount of \$453 was increased to \$525 in July 2003.

With the hiring of Ken Manning as CEO in September 2004, the formula and basis of the allowance was modified. Effective July 2006, the maximum amount was increased to \$982 per month. If an employee did not utilize the entire amount of \$982 for payment of benefits (medical, dental, vision), the unused amount was reduced by 25% and the remaining amount was deposited to the employees 457 Deferred Compensation account. The minimum amount an employee would receive was $(\$982 \times 75\% = \$736.50 / 2 \text{ payroll per month} = \$368.25 \text{ per payroll})$. The maximum amount an employee would receive was \$982.

In July 2006 when the allowance was set at \$982, the allowance amount covered the entire cost of the HMO coverage for (employee + family) coverage for medical, dental and vision which was \$951. Over the past seven years, the HMO medical insurance premiums have increased. It is also assumed that in future years, the cost of medical, dental and vision coverage will continue to increase (with the largest dollar increase being the cost of medical coverage). The following information is provided:

Cost of health insurance has increased:

Cost of Medical*, Dental, Vision in 2006 (Family Coverage):	\$951.13
Cost of Medical*, Dental, Vision in 2013 (Family Coverage):	\$1,370.73
Cost Increase from 2006 to 2013 (Family Coverage):	\$419.60 or 44.1%
Cost of Medical*, Dental, Vision in 2006 (Employee +1):	\$713.44
Cost of Medical*, Dental, Vision in 2013 (Employee + 1):	\$1,024.99
Cost Increase from 2006 to 2013 (Employee + 1):	\$311.55 or 43.7%

*Lowest cost of either Blue Shield HMO or Kaiser HMO

The Personnel Committee reviewed various options and agreed with the recommendation below as the basis of the new Health Insurance Benefits Allowance calculation. The recommendation meets the organization's need to have predictability.

Recommendation is to cover 90% of the total of medical (lowest cost option; based upon Employee + 2, or Family Coverage), dental and vision insurance cost. The calculation will be updated for all eligible Watermaster employees effective July 1 of each fiscal year. The corresponding monthly allowance would be \$1,233.66 and the projected cost increase is \$22,381.38. The projected annual cost increase is included in the total Labor Cost provided under separate memo.



CHINO BASIN WATERMASTER

9641 San Bernardino Road, Rancho Cucamonga, Ca 91730
Tel: 909.484.3888 Fax: 909.484.3890 www.cbwm.org

PETER KAVOUNAS, P.E.
General Manager

STAFF REPORT

DATE: May 23, 2013
TO: Watermaster Board Members
SUBJECT: Personnel Policies - Change of Watermaster's 457 Deferred Compensation Plan Administrator

SUMMARY

Issue: Adoption of the change from our current 457 Deferred Compensation Plan Administrator, which is CalPERS/ING, to ICMA-RC. We currently have accounts with both organizations and wish to consolidate the employee funds with ICMA-RC.

Recommendation: Approve the adoption of the change from our current 457 Deferred Compensation Plan Administrator, which is CalPERS/ING, to ICMA-RC.

Financial Impact: None. All 457 Deferred Compensation Administration costs are borne by the Watermaster employees who participate in the 457 Deferred Compensation Plan.

Future Consideration
Watermaster Board: May 23, 2013; Approval (Normal Course of Business)

ACTIONS:
May 23, 2013 -- Watermaster Board --

BACKGROUND

Chino Basin Watermaster currently offers a 457 Deferred Compensation Plan to any/all employees. Any Watermaster employee can defer pre-tax dollars into a 457 Deferred Compensation account upon completing a basic application form, a beneficiary statement account, and a contribution allocation form. Once the forms have been received by the Watermaster Chief Financial Officer, they are forwarded to ING to establish a 457 deferred Compensation account in the name of the Watermaster employee. The 457 Deferred Compensation account is owned and managed by the Watermaster employee. Watermaster does not have access to or have any financial responsibility for managing the account.

Watermaster employees who sign up for a 457 Deferred Compensation Plan provide written permission for Watermaster to deduct from their payroll checks an amount as designated by the Watermaster employee. The only financial responsibility that Watermaster has regarding the 457 Deferred Compensation Plan is to ensure that the funds withheld from the employee's payroll are forwarded to CalPERS/ING on a timely basis. There are also Plan specific deduction reports that are provided to CalPERS/ING informing them of withholding amounts.

Watermaster receives a consolidated Chino Basin Watermaster 457 Deferred Compensation Plan report each quarter. Also, each employee who maintains a 457 Deferred Compensation Plan account receives a quarterly statement either by email or via regular mail at their home address or address they provide to CalPERS/ING. It should be noted that Chino Basin Watermaster does not have access to the employee records or accounts at CalPERS/ING and any losses or gains in fund balances are solely the responsibility of the Watermaster employee based upon their investments.

For calendar year 2013, the maximum amount that can be funded to any individual 457 Deferred Compensation account is \$17,500. For any employee over the age of 50, a "Catch-Up" provision allows for an additional \$5,500 which can be funded. The maximum contribution for an employee 50 or older is \$23,000. Each calendar year, the maximum amounts that can be funded under a 457 Deferred Compensation Plan can be adjusted by the Internal Revenue Service.

As of December 31, 2012, the CalPERS Supplemental Income Plan was \$574,103.12 and Watermaster has not received the quarterly statement for the period ending March 31, 2013. Chino Basin Watermaster currently has CalPERS/ING as the official 457 Deferred Compensation Plan Administrator, but also has an open 457 Deferred Compensation Plan account with ICMA-RC. Watermaster wishes to transfer the Plan Administration function from CalPERS/ING to ICMA-RC. There is no cost to Watermaster for the change in Plan Administration. It is anticipated that the change in Plan Administration would take approximately 90-120 days to complete.

ICMA-RC offers a much higher level of service than CalPERS/ING, and a greater variety of programs, including a 401(a) program that could be made available to all employees, also at no cost to Watermaster. The 457 Deferred Compensation Plan offered by ICMA-RC is available to Watermaster Board members to use as well. For the change to be effective, the Watermaster Board will have to adopt Resolution 13-05 as provided in Section I.E. of the May 23, 2013 Board agenda.



CHINO BASIN WATERMASTER

9641 San Bernardino Road, Rancho Cucamonga, Ca 91730
Tel: 909.484.3888 Fax: 909.484.3890 www.cbwm.org

PETER KAVOUNAS, P.E.
General Manager

STAFF REPORT

DATE: May 23, 2013
TO: Watermaster Board Members
SUBJECT: Personnel Policies – Adoption of the Current Chino Basin Watermaster Employee Manual

SUMMARY

Issue: Adoption of the Current Chino Basin Watermaster Employee Manual.

Recommendation: Approve the Adoption of the Current Chino Basin Watermaster Employee Manual.

Financial Impact: None.

Future Consideration

Watermaster Board: May 23, 2013; Approval (Normal Course of Business)

ACTIONS:

May 23, 2013 – Watermaster Board –

BACKGROUND

The Chino Basin Watermaster has an existing Employee Manual which contains personnel policies and procedures, and is distributed to all staff. The Employee Manual has been in existence, in various forms and versions, since January 1988.

As State and federal employment laws or other regulations pertaining to employment change or are updated, the Watermaster Chief Financial Officer updates the Employee Manual to recognize the current changes. For example, in January 2013 when the CalPERS employment classifications were changed to recognize the Retirement benefit variations between employees hired after January 1, 2013 and employees hired prior to January 1, 2013, Watermaster updated those sections pertaining to the new classifications of "Classic" and "New".

The General Manager has the authority to adopt new policies with the recommendation of the Personnel Committee and the approval of the Chino Basin Watermaster Board. Since the Employee Manual has not been reviewed and adopted by the Board in recent memory it will be brought forth for adoption along with the budget. Staff intends to suggest to the Watermaster Board that authority to approve future changes to the Employee Manual be delegated to the Personnel Committee.

A copy of the Chino Basin Watermaster Employee Manual is available upon request.



CHINO BASIN WATERMASTER

9641 San Bernardino Road, Rancho Cucamonga, Ca 91730
Tel: 909.484.3888 Fax: 909.484.3890 www.cbwm.org

PETER KAVOUNAS, P.E.
General Manager

STAFF REPORT

DATE: May 23, 2013
TO: Watermaster Board Members
SUBJECT: Personnel Policies - Adoption of the Chino Basin Watermaster Administration Policy Manual, Section 3.

SUMMARY

Issue: Adoption of the Chino Basin Watermaster Administration Policy Manual, Section 3.

Recommendation: Approve the adoption of the Chino Basin Watermaster Administration Policy Manual, Section 3.

Financial Impact: None.

Future Consideration
Watermaster Board: May 23, 2013; Approval (Normal Course of Business)

ACTIONS:
May 23, 2013 – Watermaster Board –

BACKGROUND

The Chino Basin Watermaster has an Administration Policy Manual which contains various policies and procedures on how the business of Watermaster is conducted. The Administration Policy Manual has been in existence, in various forms and versions, since January 2010.

The General Manager has the authority to adopt new policies with the recommendation of the Personnel Committee and the approval of the Chino Basin Watermaster Board. Since the Administration Policy Manual has not been reviewed and adopted by the Board in recent memory, it will be brought forth in Sections as they are completed and ready for submission.

ATTACHMENT

1. Chino Basin Watermaster Administration Policy Manual, Section 3

SECTION 3: GENERAL MANAGER AND STAFF

Chino Basin Watermaster WATERMASTER POLICY			
Subject	Policy Number	Date Adopted	Date Revised
GENERAL MANAGER AND STAFF / GENERAL POLICY	3.1		

Purpose

3.1.1 The purpose of this policy is to establish the General Manager responsibilities for staff.

Background

3.1.2 This policy is established by current practices of the Watermaster.

Policy

3.1.3 The General Manager will insure that conditions for employees are maintained and conducted in a fair, dignified and respectful manner. Also, the General Manager shall not:

Operate without written personnel rules which:

- a. Clarify rules for staff.
- b. Provide for effective handling of grievances.
- c. Protect against wrongful conditions, such as grossly preferential treatment for personal reasons.

3.1.4 The General Manager shall not retaliate against any staff member for non-disruptive expression of dissent.

3.1.5 The General Manager shall acquaint staff with rules and his/her interpretation of their protections and responsibilities under this policy.

Chino Basin Watermaster WATERMASTER POLICY			
Subject	Policy Number	Date Adopted	Date Revised
GENERAL MANAGER AUTHORITY AND LIMITS SET BY THE BOARD	3.2		

Purpose

3.2.1 The purpose of this policy is to set the General Manager authority and limits to award contracts.

Background

3.2.2 This policy conforms with the Watermaster purchasing policy and establish practices.

Policy

3.2.3 The General Manager has authority to award contracts \$10,000 and under unless an emergency exists. See purchasing policy for further purchasing authority.



PicnicTime



PicnicTime



PicnicTime



PicnicTime



PicnicTime



PicnicTime



PicnicTime



PicnicTime

CHINO BASIN WATERMASTER

I. CONSENT CALENDAR

E. RESOLUTION 13-05



PicnicTime



PicnicTime



PicnicTime



PicnicTime



PicnicTime



PicnicTime



PicnicTime



PicnicTime

RESOLUTION 13-05

RESOLUTION OF THE CHINO BASIN WATERMASTER,
SAN BERNARDINO COUNTY, CALIFORNIA, ESTABLISHING
ICMA RETIREMENT CORPORATION AS THE WATERMASTER'S 457
DEFERRED COMPENSATION PLAN ADMINISTRATOR

Name of Employer: Chino Basin Watermaster
State: California
Title of Program Coordinator: Chief Financial Officer

WHEREAS, the Employer has employees rendering valuable services; and

WHEREAS, the establishment of a deferred compensation plan for such employees serves the interests of the Employer by enabling it to provide reasonable retirement security for its employees, by providing increased flexibility in its personnel management system, and by assisting in the attraction and retention of competent personnel; and

WHEREAS, the Employer has determined that the establishment of a deferred compensation plan to be administered by the ICMA Retirement Corporation serves the above objectives; and

WHEREAS, the Employer desires that its deferred compensation plan be administered by the ICMA Retirement Corporation, and that some or all of the funds held under such plan be invested in the VantageTrust Company, a trust established by public employers for the collective investment of funds held under their retirement and deferred compensation plans;

NOW, THEREFORE, BE IT RESOLVED, that the Employer hereby adopts the deferred compensation plan (the "Plan") in the form of:

The ICMA Retirement Corporation Deferred Compensation Plan and Trust, referred to as Appendix A

BE IT FURTHER RESOLVED, that the Employer Executes the Declaration of Trust of the VantageTrust Company, referenced hereto as Appendix B, intending this execution to be operative with respect to any retirement of deferred compensation plan subsequently established by the Employer, if the assets of the plan are to be invested in the VantageTrust Company.

BE IT FURTHER RESOLVED, that the assets of the Plan shall be in trust, with the Employer serving as trustee, for the exclusive benefit of the Plan participants and their beneficiaries, and the assets shall not be diverted to any other purpose.

BE IT FURTHER RESOLVED, that the Employer hereby agrees to serve as trustee under the Plan.

BE IT FURTHER RESOLVED, that the Chief Financial Officer shall be the coordinator for this program; shall receive necessary reports, notices, etc. from the ICMA Retirement Corporation or the VantageTrust Company; shall cast, on behalf of the employer, any required votes under the VantageTrust Company; Administrative duties to carry out the plan may be assigned to the appropriate departments, and is authorized to execute all necessary agreements with ICMA retirement Corporation incidental to the administration of the Plan.

ADOPTED by the Watermaster Board on this 23rd day of May 2013

By: _____
Chair, Watermaster Board

APPROVED:

Chair, Advisory Committee

ATTEST:

Board Secretary/Treasurer
Chino Basin Watermaster

STATE OF CALIFORNIA)
) ss
COUNTY OF SAN BERNARDINO)

I, Peter Kavounas, Secretary of the Chino Basin Watermaster, DO HEREBY CERTIFY that the foregoing Resolution being No. 13-05, was adopted at a regular meeting of the Chino Basin Watermaster Board by the following vote:

AYES: 9
NOES: 0
ABSENT: 0
ABSTAIN: 0

CHINO BASIN WATERMASTER

Watermaster Secretary

Date: _____



CHINO BASIN WATERMASTER

I. CONSENT CALENDAR

F. CBWM PRIOR COMPENSATION SCHEDULES

1. Salary Matrix for FY 2011-12 and FY 2012-13





CHINO BASIN WATERMASTER

9641 San Bernardino Road, Rancho Cucamonga, Ca 91730
Tel: 909.484.3888 Fax: 909.484.3890 www.cbwm.org

PETER KAVOUNAS, P.E.
General Manager

STAFF REPORT

DATE: May 23, 2013
TO: Watermaster Board Members
SUBJECT: Personnel Policies - Adoption of the Chino Basin Watermaster "Salary Matrix" Schedules for the periods FY 2011/2012 and FY 2012/2013.

SUMMARY

Issue: Adoption of the Chino Basin Watermaster "Salary Matrix" Schedules for the periods FY 2011/2012 and FY 2012/2013.

Recommendation: Approve the adopted Chino Basin Watermaster "Salary Matrix" Schedules for the periods FY 2011/2012 and FY 2012/2013.

Financial Impact: None. The "Salary Matrix" Schedules were the basis for the Chino Basin Watermaster employee salary budgets in the previous and current fiscal year.

Future Consideration
Watermaster Board: May 23, 2013; Approval (Normal Course of Business)

ACTIONS:
May 23, 2013 – Watermaster Board –

BACKGROUND

As part of the backup documentation for the development of the fiscal year budget, it was the past practice of Chino Basin Watermaster to develop an excel worksheet known as the "Salary Matrix" which provided the budgeted positions, job titles, the hourly, bi-weekly, monthly and annual salary information. The "Salary Matrix" was the basis of the salaries budget.

While future "Pay Schedules" are being currently addressed, the previous "Salary Matrix" from FY 2011/2012 and FY 2012/2013 have not been approved in open session by the Watermaster Board. To ensure compliance with CalPERS regulations, Watermaster is recommending Board approval of the "Salary Matrix" in open session.

ATTACHMENTS:

1. Salary Matrix - FY 2011/2012
2. Salary Matrix - FY 2012/2013

CHINO BASIN WATERMASTER						
SALARY MATRIX						
2011/2012						
GRADE	STEP	ANNUAL	MONTHLY	BI-WEEKLY	WEEKLY	HOURLY
Chief Executive Officer		175,000	14,583	6,730.77	3,365.39	84.13
		183,750	15,313	7,067.31	3,533.66	88.34
		192,938	16,078	7,420.67	3,710.34	92.76
		202,584	16,882	7,791.71	3,895.86	97.40
		212,714	17,726	8,181.29	4,090.65	102.27
		223,349	18,612	8,590.36	4,295.18	107.38
		228,000	19,000	8,769.24	4,384.62	109.62
Chief Financial Officer	A	97,109	8,092	3,734.96	1,867.48	46.89
	B	101,964	8,497	3,921.71	1,960.85	49.02
	C	107,063	8,922	4,117.80	2,058.90	51.47
	D	112,416	9,368	4,323.68	2,161.84	54.05
	E	118,037	9,836	4,539.89	2,269.93	56.75
	F	125,000	10,417	4,807.71	2,403.85	60.10
	G	132,000	11,000	5,076.96	2,538.47	63.46
Senior Environmental Engineer	A	97,800	8,150	3,761.54	1,880.77	47.02
	B	102,690	8,558	3,949.62	1,974.81	49.37
	C	107,825	8,985	4,147.10	2,073.55	51.84
	D	113,216	9,435	4,354.45	2,177.23	54.43
	E	118,877	9,906	4,572.16	2,286.09	57.15
	F	124,820	10,402	4,800.78	2,400.39	60.01
	G	131,040	10,920	5,040.00	2,520.01	63.00
Senior Engineer	A	90,481	7,540	3,480.04	1,740.02	43.50
	B	95,005	7,917	3,654.04	1,827.02	45.68
	C	99,755	8,313	3,836.74	1,918.37	47.96
	D	104,743	8,729	4,028.58	2,014.29	50.36
	E	109,980	9,165	4,230.01	2,115.00	52.88
	F	125,000	10,417	4,807.70	2,403.85	60.10
	G	132,000	11,000	5,076.93	2,538.47	63.46
Water Resource Engineer	A	63,689	5,307	2,449.58	1,224.79	30.62
	B	66,873	5,573	2,572.06	1,286.03	32.15
	C	70,217	5,851	2,700.66	1,350.33	33.76
	D	73,726	6,144	2,835.69	1,417.85	35.45
	E	77,414	6,451	2,977.48	1,488.74	37.22
GIS Specialist	A	58,182	4,848	2,237.75	1,118.88	27.97
	B	61,091	5,091	2,349.64	1,174.82	29.37
	C	64,145	5,345	2,467.12	1,233.56	30.84
	D	67,352	5,613	2,590.48	1,295.24	32.38
	E	70,720	5,893	2,720.00	1,360.00	34.00
Environmental Specialist	A	54,366	4,530	2,090.98	1,045.49	26.14
	B	57,084	4,757	2,195.53	1,097.76	27.44
	C	59,938	4,995	2,305.31	1,152.65	28.82
	D	62,935	5,245	2,420.57	1,210.29	30.26
	E	66,082	5,507	2,541.60	1,270.80	31.77
Executive Assistant	A	53,390	4,449	2,053.46	1,026.73	25.67
	B	56,060	4,672	2,156.13	1,078.07	26.95
	C	58,862	4,905	2,263.94	1,131.97	28.30
	D	61,806	5,150	2,377.14	1,188.57	29.71
	E	64,896	5,408	2,496.00	1,248.00	31.20
Accountant	A	43,560	3,630	1,675.38	837.69	20.94
	B	45,738	3,812	1,759.15	879.58	21.99
	C	48,034	4,003	1,847.46	923.73	23.09
	D	50,436	4,203	1,939.83	969.92	24.25
	E	52,957	4,413	2,036.79	1,018.41	25.46
Office Specialist	A	32,323	2,694	1,243.19	621.60	15.54
	B	33,939	2,828	1,305.35	652.68	16.32
	C	35,636	2,970	1,370.62	685.31	17.13
	D	37,418	3,118	1,439.20	719.58	17.99
	E	39,289	3,274	1,511.11	755.55	18.89
Office Assistant/Receptionist	A	25,859	2,155	994.58	497.29	12.43
	B	27,152	2,263	1,044.31	522.15	13.05
	C	28,510	2,376	1,096.52	548.26	13.71
	D	29,935	2,495	1,151.35	575.67	14.39
	E	31,432	2,619	1,208.91	604.46	15.11

CHINO BASIN WATERMASTER SALARY MATRIX						
2012/2013						
POSITION	STEP	ANNUAL	MONTHLY	BI-WEEKLY	WEEKLY	HOURLY
General Manager	A	179,592	14,966	6,907.38	3,453.69	86.34
	B	188,572	15,714	7,252.77	3,626.38	90.66
	C	198,000	16,500	7,615.38	3,807.69	95.19
	D	207,900	17,325	7,996.15	3,998.08	99.95
	E	218,295	18,191	8,395.96	4,197.98	104.95
Assistant General Manager	A	111,066	9,256	4,271.77	2,135.88	53.40
	B	116,619	9,718	4,485.35	2,242.67	56.07
	C	122,450	10,204	4,709.62	2,354.81	58.87
	D	128,572	10,714	4,945.08	2,472.54	61.81
	E	135,000	11,250	5,192.31	2,596.15	64.90
Chief Financial Officer	A	108,597	9,050	4,176.81	2,088.40	52.21
	B	114,027	9,502	4,385.65	2,192.83	54.82
	C	119,728	9,977	4,604.92	2,302.46	57.56
	D	125,714	10,476	4,835.15	2,417.58	60.44
	E	132,000	11,000	5,076.92	2,538.46	63.46
Sr. Environmental Engineer	A	107,807	8,984	4,146.42	2,073.21	51.83
	B	113,197	9,433	4,353.73	2,176.87	54.42
	C	118,857	9,905	4,571.42	2,285.71	57.14
	D	124,800	10,400	4,800.00	2,400.00	60.00
	E	131,040	10,920	5,040.00	2,520.00	63.00
Water Resource Engineer	A	63,689	5,307	2,449.58	1,224.79	30.62
	B	66,873	5,573	2,572.04	1,286.02	32.15
	C	70,217	5,851	2,700.65	1,350.33	33.76
	D	73,728	6,144	2,835.69	1,417.85	35.45
	E	77,414	6,451	2,977.46	1,488.73	37.22
GIS & Database Specialist	A	61,090	5,091	2,349.62	1,174.81	29.37
	B	64,145	5,345	2,467.12	1,233.56	30.84
	C	67,352	5,613	2,590.46	1,295.23	32.38
	D	70,720	5,893	2,720.00	1,360.00	34.00
	E	74,256	6,188	2,856.00	1,428.00	35.70
Environmental Specialist	A	57,087	4,757	2,195.65	1,097.83	27.45
	B	59,941	4,995	2,305.42	1,152.71	28.82
	C	62,938	5,245	2,420.69	1,210.35	30.26
	D	66,085	5,507	2,541.73	1,270.87	31.77
	E	69,389	5,782	2,668.81	1,334.40	33.36
Executive Assistant	A	53,390	4,449	2,053.46	1,026.73	25.67
	B	56,060	4,672	2,156.15	1,078.08	26.95
	C	58,863	4,905	2,263.96	1,131.98	28.30
	D	61,806	5,151	2,377.15	1,188.58	29.71
	E	64,896	5,408	2,496.00	1,248.00	31.20
Accountant	A	45,741	3,812	1,759.27	879.63	21.99
	B	48,028	4,002	1,847.23	923.62	23.09
	C	50,429	4,202	1,939.58	969.79	24.24
	D	52,950	4,413	2,036.54	1,018.27	25.46
	E	55,598	4,633	2,138.38	1,069.19	26.73
Field Operations Specialist	A	39,520	3,293	1,520.00	760.00	19.00
	B	41,496	3,458	1,596.00	798.00	19.95
	C	43,571	3,631	1,675.81	837.90	20.95
	D	45,750	3,813	1,759.62	879.81	22.00
	E	48,038	4,003	1,847.62	923.81	23.10
Office Specialist/Receptionist	A	32,323	2,694	1,243.19	621.60	15.54
	B	33,939	2,828	1,305.35	652.67	16.32
	C	35,636	2,970	1,370.62	685.31	17.13
	D	37,418	3,118	1,439.15	719.58	17.99
	E	39,289	3,274	1,511.12	755.56	18.89
Office Assistant	A	25,859	2,155	994.58	497.29	12.43
	B	27,152	2,263	1,044.31	522.15	13.05
	C	28,510	2,376	1,096.54	548.27	13.71
	D	29,936	2,495	1,151.38	575.69	14.39
	E	31,433	2,619	1,208.96	604.48	15.11



PicnicTime



PicnicTime



PicnicTime



PicnicTime



PicnicTime



PicnicTime



PicnicTime



PicnicTime

CHINO BASIN WATERMASTER

II. BUSINESS ITEM

- A. CDA REQUEST RE REMEDIATION OF CHINO AIRPORT GROUNDWATER PLUME



PicnicTime



PicnicTime



PicnicTime



PicnicTime



PicnicTime



PicnicTime



PicnicTime



PicnicTime



CHINO BASIN WATERMASTER

9641 San Bernardino Road, Rancho Cucamonga, Ca 91730
Tel: 909.484.3888 Fax: 909.484.3890 www.cbwm.org

PETER KAVOUNAS, P.E.
General Manager

STAFF REPORT

DATE: May 23, 2013
TO: Board Members
SUBJECT: CDA Request re Remediation of Chino Airport Groundwater Plume

SUMMARY

Issue: The members of the Chino Desalter Authority – all of whom are Parties to the Judgment - (CDA), as represented by CDA, have submitted a letter to the Watermaster Board requesting that Watermaster take prompt action to secure an order of the Watermaster Court directing the County of San Bernardino and the County of San Bernardino Department of Airports (collectively, the "County") to either in the alternative, remediate, or reimburse CDA for its costs incurred and to be incurred to remediate, the Chino Airport Groundwater Plume. The request is made pursuant to the existing Judgment arising under the Watermaster's obligation to prepare and implement an OBMP, and supplemental orders of the Court for Watermaster to proceed in accordance with the Peace Agreement, the Peace II Agreement and further implementing orders.

Recommendation: Consider CDA's request.

Financial Impact: At this time, there is no projected direct financial impact as a result of CDA's request. The 2012-2013 fiscal year budget includes funds for issues involving the CDA and the remediation of the Chino Airport Plume. The ultimate financial impact to Watermaster will depend on the course of action chosen.

Future Consideration

Watermaster Board: May 23, 2013; Recommendation TBD pending committees' advice (Within WM Duties and Powers)

ACTIONS:

- February 28, 2013 Watermaster Board: Directed that item be referred to Pool committees for advice and counsel
- March 14, 2013 – Appropriative Pool – Chair Zvirbulis stated the Appropriative Pool action regarding the confidential report for the CDA request regarding the remediation of the Chino Airport groundwater plume is to request that Watermaster not move this item forward at this time. Watermaster is requested to defer in taking any definitive action on this matter until such time as a meeting can be facilitated with Watermaster staff, Watermaster legal counsel, CDA staff, CDA legal counsel, and the Appropriative Pool member who wish to attend and their legal counsel to review the historical context, what options exist, and the legal strategies.
- March 14, 2013 – Non-Agricultural Pool – Moved unanimously to take the same action as the Appropriative Pool including having a meeting with this regard.
- March 14, 2013 – Agricultural Pool – Ms. Egoscue reported no action on this item which was discussed during the confidential session.
- March 21, 2013 – Advisory Committee – This item did not go to the March 21 2013, Advisory Committee meeting.
- March 28, 2013 – Watermaster Board – Presented under Legal Reports.
- April 11, 2013 – Appropriative Pool – unanimously moved that the Appropriative Pool make no recommendation to the Watermaster Board on the CDA request at this time, and further requests that Watermaster counsel forward a draft pleading to the Appropriative Pool chair for distribution to individual Appropriative Pool members for their review. The Appropriative Pool will continue to work on other potential solutions with the CDA
- April 11, 2013 – Non-Agricultural Pool – unanimously moved the same action as the Appropriative Pool and provided direction to its Board Member
- April 11, 2013 – Agricultural Pool – Provided direction to its Board member
- April 18, 2013 – Advisory Committee – Majority vote to continue the item for a month through the Pool process; and to request that this item not be on April 25, 2013 Watermaster Board agenda. Mr. Hall, representing the Agricultural Pool, voted against the motion.
- April 25, 2013 – Watermaster Board – Meeting Cancelled
- May 9, 2013 – Appropriative Pool – unanimously moved that the Appropriative Pool make no recommendation to the Watermaster Board on the CDA request at this time to allow time to review the draft Pleading; and further requests that Watermaster evaluates whether Well 18 is required for Hydraulic Control; and further requests that a special meeting of the Appropriative Pool be held on Thursday May 16, 2013 at 8:00 a.m.
- May 9, 2013 – Non-Agricultural Pool – unanimously moved to request that Watermaster validates whether Well 18 is required for Hydraulic Control; and to defer action on draft Pleading; and further requests Watermaster to confirm whether Non Ag Pool counsel fees will be reimbursed by CDA to allow for review of the draft Pleading; and direct Non Ag Pool representatives to abstain from the vote at the Advisory Committee and Board meeting subject to changes which they deem appropriate.
- May 9, 2013 – Agricultural Pool – Maintained the same position as prior month, which is to support CDA's request
- May 16, 2013 – Special Appropriative Pool – unanimously moved that the Appropriative Pool supported providing Watermaster with a recommendation to continue to proceed with analysis of Well 18 and issues related to hydraulic control, and pursue finalizing that work and present it to the Regional Water Quality Control Board for consideration and issuance of a final official finding, and to do that in an expeditious manner. And at this point, not to proceed any further with the pleading until the Appropriative Pool gets an indication of where this leads with the Regional Water Quality Control Board and understanding a timeframe for issuance of a finding.
- May 16, 2013 – Advisory Committee – by majority vote to supported providing Watermaster with a recommendation to continue to proceed with analysis of Well 18 and issues related to hydraulic control, and pursue finalizing that work and present it to the Regional Water Quality Control Board for consideration and issuance of a final official finding, and to do that in an expeditious manner. And at this point, not to proceed any further with the pleading until the Appropriative Pool gets an indication of where this leads with the Regional Water Quality Control Board and understanding a timeframe for issuance of a finding.

BACKGROUND

In October 2010, the Watermaster Board approved Watermaster Resolution No. 2010-04, a Resolution of the Chino Basin Watermaster Regarding Implementation of the Peace II Agreement and the Phase 3 Desalter Expansion in accordance with the December 21, 2007 Order of the San Bernardino Superior Court ("Resolution No. 2010-04"). Among other things, Resolution No. 2010-04 acknowledges that, in connection with the Phase 3 Expansion, CDA may incur additional costs as a result of the Plume. (Watermaster Resolution No. 2010-04, Recitals Paragraph 73.) Resolution No. 2010-04 further provides that Watermaster will negotiate with the County as the party primarily responsible for the Plume, and that all sums recovered would be paid to CDA to offset all of the incremental capital, operations and maintenance costs relating to the remediation of the Plume and to remit such proceeds to the Parties to the Judgment composing CDA. (Watermaster Resolution No. 2010-04, Recitals Paragraph 75 and Resolutions and Determinations Paragraph 18.) Resolution No. 2010-04 describes that Watermaster's commitment was subject to Watermaster's outstanding prior request to be reimbursed by CDA for the legal and consultant costs reasonably incurred in leading the effort to recover funds from the County. (Resolution No. 2010-04, Recitals Paragraph 75.)

In its October 28, 2011 Order after Hearing on Motion for Approval of Watermaster Resolution 2010-04, the Watermaster Court concluded and ordered that Watermaster negotiate with the County, as Watermaster determined to do in Watermaster Resolution 2010-04. (October 28, 2011 Watermaster Court Order, Conclusions and Orders, Paragraph 18.) To date, negotiations with the County have not resulted in any commitment by the County to reimburse CDA's costs of Plume remediation.

DISCUSSION

During its February 2013 meeting, Watermaster Board referred the item to the Pool committees for advice and counsel. The committees met on March 14, 2013 and, after discussion, each requested the opportunity to meet with Watermaster and CDA staff and legal counsel to discuss the matter further.

On March 28, 2013, Watermaster and CDA staff and legal counsel met with members of the Overlying (Non-Ag) Pool. On April 3, 2013, Watermaster and CDA staff and legal counsel met with members of the Overlying (Agricultural) and Appropriative Pools. Some of the key items discussed in these meetings have been summarized in Attachment 2 of this staff letter.

During the April 11, 2013, Pool Committee meetings Mr. Curtis Paxton, CDA General Manager, reviewed the latest direction provided by the CDA Board, specifically that [i] while the CDA is expecting the Watermaster Board to act on its request in a timely fashion, it is willing to wait another month, i.e. until the Watermaster Board's May meeting, to take action; and [ii] the CDA is willing to cover all related Watermaster expenses starting January 2013, out of any funds CDA obtains pursuant to settlement with the County. During its May 2, 2013 meeting the CDA Board authorized reimbursing Watermaster for attorney/expert fees associated with CDA's request to Watermaster from January 1, 2013 forward, regardless of settlement with the County, on the conditions that (1) Watermaster approves CDA's request and proceeds with the motion to the Watermaster Court (which motion will have "offramps") and (2) Watermaster provides CDA with monthly invoices of its expenses related to the request/motion.

Per the request of the parties the CDA gave a presentation of the estimated costs of additional treatment required by CDA to address the contamination at Well 18. The presentation was given on Thursday May 2, 2013, and is attached as Attachment 3 to this staff letter.

Watermaster staff and legal counsel met with Mr. Kurt Berchtold, Executive Officer of the Regional Water Quality Control Board (RWQCB), and discussed prior actions by the RWQCB, and potential future approaches to the contamination remediation at the Chino Airport. Attachment 2 to this staff letter also includes a discussion of the relevant history of the RWQCB's involvement.

The item was further discussed during the May 9, 2013 Pool committee meeting, the May 16, 2013 Special Appropriative Pool meeting, and the Advisory Committee meeting; actions taken by the committees are indicated on the title sheet of this staff letter.

ATTACHMENTS

1. February 20, 2013 CDA letter
2. Questions and answers from meetings among CDA, CBWM, and Pools; and Summary of Prior RWQCB Actions
3. Summary of CDA estimates of treatment costs



2151 S. Haven Avenue, Suite 202 • Ontario, CA 91761 • (909) 218-3230

Curtis D. Paxton, General Manager/CEO

*Charles D. Field, Chairperson
Eunice Ulloa, Vice Chairperson
Robert Craig, Secretary
Jim W. Bowman, Director
J. Arnold Rodriguez, Director
Peter J. Rogers, Director
Angel Santiago, Director
Harvey Sullivan, Director*

February 20, 2013

Via United States Mail

Chino Basin Watermaster
9641 San Bernardino Road
Rancho Cucamonga, CA 91730

Re: REMEDIATION OF CHINO AIRPORT GROUNDWATER PLUME BY COUNTY OF SAN BERNARDINO

Dear Board Members:

As you are aware, the Chino Basin Desalter Authority ("CDA") is a joint exercise of powers authority formed to pump and treat groundwater in the Chino Basin to potable standards for sale to its Member Agencies.¹ CDA has been asked by its Member Agencies to submit this letter to you, on their behalf, to request that the Chino Basin Watermaster ("Watermaster") take prompt action to secure an order of the San Bernardino County Superior Court ("Watermaster Court") directing the County of San Bernardino and the County of San Bernardino Department of Airports (collectively, the "County") to either remediate or to reimburse CDA for its costs incurred and to be incurred to remediate the groundwater contamination plume ("Plume") caused by sudden and accidental releases from the Chino Airport, an airport owned and controlled by the County, all as set forth in more detail below.

BACKGROUND

The facilities owned and operated by CDA ("Desalters") are integral to the physical solution ordered by the Judgment (defined below) and the Optimum Basin Management Program prepared and adopted by Watermaster. The Desalters are instrumental to achieving Watermaster's objectives regarding both water quality and quantity. As previously authorized by Watermaster and directed by the court under its continuing jurisdiction, CDA is currently proceeding with the Chino Desalter Phase 3 Expansion Project ("Phase 3 Expansion") to expand the desalter program to increase the groundwater pumping at the Desalters to 40,000 acre-feet per year. CDA is acquiring property and designing its facilities to ensure that CDA will draw groundwater in amounts and at locations in the southwestern portion of the Chino Basin, as determined and directed by Watermaster to ensure the Phase 3 Expansion assists Watermaster in its efforts to achieve hydraulic control in the Chino Groundwater Basin (in accordance with paragraph 5.4 of the

¹ CDA's member agencies are the Cities of Ontario, Norco, Chino and Chino Hills, the Jurupa Community Services District, the Inland Empire Utilities Agency, the Santa Ana River Water Company, and Western Municipal Water District. These entities are referred to collectively in this letter as the "Member Agencies." Each of the Member Agencies (other than Western Municipal Water District) is a member of the Watermaster Appropriative Pool.

Peace II Agreement: Party Support for Watermaster's OBMP Implementation Plan, Settlement and Release of Claims regarding Future Desalters, referred to herein as the "Peace II Agreement").

By providing for hydraulic control and improving the quality of the groundwater in the Chino Basin, the Phase 3 Expansion is providing a benefit to all members of Watermaster and the entire region. This fact has been previously and consistently acknowledged by Watermaster and the Court.

Because of the location of the wells being constructed and installed as part of the Phase 3 Expansion in the locations directed by Watermaster, CDA's Well No. 18 has been subjected to TCE (and potentially other) contamination resulting from the Plume. The Plume constitutes a Material Physical Injury within the meaning of the San Bernardino County Superior Court Judgment in Case No. 164327, filed on October 26, 1989 ("Judgment"), the Peace II Agreement and Watermaster Resolution No. 2010-04 (defined below). The Plume may also impact other CDA wells, both new and existing. The Member Agencies have already incurred damages in excess of \$164,000 in treatment costs and design costs for the development of CDA Well No. 18. As CDA moves forward with the Phase 3 Expansion, the Plume is expected to cause significant additional damages to CDA and the Member Agencies, currently estimated at approximately \$9,300,000 to \$12,300,000, in the form of increased capital, operations and maintenance costs. The range in costs is based on differing treatment technologies available for implementation.

The Plume is a result of activities at the Chino Airport, which is owned and operated by the County. There is little dispute that the responsibility for the Plume lies with the County. The California Regional Water Quality Control Board, Santa Ana Region, previously issued Cleanup and Abatement Order Nos. 90-134 and R8-2008-0064, ordering the County to remediate the Plume. To date, the County has not identified any reasonable remediation project other than the CDA well-field.

REQUIRED TREATMENT FACILITIES

In the absence of an immediate alternative physical remediation of the Plume by the County, the following actions are required to prevent further damages to the Member Agencies (collectively, the "Required Actions"):

1. Installation of Treatment Facilities. Appropriate facilities must be installed at or near CDA's proposed Well No. 18 to treat groundwater extracted at this well for any and all Chemicals of Concern ("COC")². COC treatment facilities may be required at additional locations in the future.
2. Treatment Levels. All COCs must be treated to below both the applicable Maximum Contaminant Levels set by the United States Environmental Protection Agency and applicable Notice (Action) Levels established by the California Department of Public Health and in accordance with California

² As used herein, Chemicals of Concern (COCs) means: (a) any substance, product, waste or other material of any nature whatsoever which is or becomes listed, regulated, or addressed pursuant to the Comprehensive Environmental Response, Compensation, and Liability Act of 1980, as amended ("CERCLA") (42 U.S.C. §9601, *et seq.*) (as "hazardous substance" as now or hereafter defined in Section 101(14) of CERCLA or any regulations promulgated under, or as a pollutant or contaminant as now or hereafter defined in Section 101(33) of CERCLA or any regulations promulgated under CERCLA); the Resource Conservation and Recovery Act, as amended ("RCRA") (42 U.S.C. §6901, *et seq.*); the Hazardous Materials Transportation Act, Title 49 U.S.C. §1801, *et seq.*, the Toxic Substances Control Act, Title 15 U.S.C. §2601, *et seq.*; the Clean Water Act, Title 33 U.S.C. §1251, *et seq.*; the California Hazardous Waste Control Act, Health and Safety Code §25100, *et seq.*, the California Hazardous Substances Account Act, California Health & Safety Code §25249.5, *et seq.*; the California Hazardous Waste Management Act, California Health & Safety Code §25501, *et seq.* (Hazardous Materials Response Plan and Inventory); or the California Porter-Cologne Water Quality Control Act, California Water Code §1300, *et seq.*, all as amended from time to time; (b) any additional substance, material or waste (A) the presence and concentration of which within, about, at, below or from a given location (i) requires reporting, investigation or remediation under any environmental laws, (ii) causes or threatens to cause a nuisance and poses or threatens to pose a hazard to the health and safety, or (iii) which, if emanated or migrated within, about, below, at or from a given location, would constitute a trespass, or (B) which is determined by any governmental authority with jurisdiction thereof to pose a present or potential hazard to human health or the environment.

Department of Health Services, Division of Drinking Water and Environmental Management, Policy Memo 97-005 Policy Guidance for Direct Domestic Use of Extremely Impaired Sources, dated November 5, 1997.

3. Operation and Maintenance of Treatment Facilities. Operations and maintenance costs will be incurred with respect to the COC treatment facilities constructed and installed pursuant to item 1, above. Because such facilities are owned by CDA, Watermaster, the County, or third parties with responsibility for the Plume must agree to pay such operations and maintenance costs directly to CDA.

The Member Agencies are investigating various methods of remediating the COCs that will impact CDA's wells as a result of the Plume. Certain methodologies may enable the CDA and/or the Member Agencies to obtain grant funding to offset a portion of the cost of installing treatment facilities. If grants or other financial contributions are obtained for the remediation and/or treatment facilities installed in connection with the Phase 3 Expansion, all parties will benefit from such cost savings. For this reason, it will benefit all parties for CDA to proceed with the design, construction and operation of the treatment facilities required to achieve the Required Actions, subject to reimbursement in full to CDA of all costs incurred in connection with the Required Actions. Additionally, CDA's timely construction and completion of the Phase 3 Expansion will help to avoid future fines to Watermaster and its member agencies relating to the Watermaster's obligation to achieve hydraulic control in the Chino Basin. Because of the delays in obtaining the County's agreement to perform the Required Actions or contribute to the cost of performance of the Required Actions, CDA has been forced to begin to undertake certain of the Required Actions in order to move forward with the Phase 3 Expansion in a timely manner.

WATERMASTER AUTHORITY

Pursuant to Paragraph 41 of the Judgment, the Chino Basin Watermaster ("Watermaster") has "discretionary powers in order to develop an optimum basin management program for Chino Basin, including both water quantity and quality considerations" (emphasis added). Paragraph 39 of the Judgment provides that the objective of the physical solution described in the Judgment is to make the "maximum reasonable beneficial use of the waters of Chino Basin by providing the optimum economic, long-term, conjunctive utilization of surface waters, ground waters and supplemental water, to meet the requirements of water users having rights in or dependent upon Chino Basin." Watermaster is directed, pursuant to Paragraph 16 of the Judgment, to "administer and enforce" the provisions of the Judgment and any subsequent instructions or orders of the Watermaster Court, which maintains continuing jurisdiction over the Watermaster and the physical solution described in the Judgment. Therefore, Watermaster has the authority to either perform the Required Actions or to order the County, a party to the Judgment, to perform (or pay for) the Required Actions. Alternatively, pursuant to Paragraph 15 of the Judgment, Watermaster has the authority to submit this matter to the Watermaster Court, to obtain a court order requiring the County to perform (or pay for) the Required Actions.

WATERMASTER RESOLUTION NO. 2010-04

On October 28, 2010, the Watermaster Board approved Watermaster Resolution No. 2010-04, a Resolution of the Chino Basin Watermaster Regarding Implementation of the Peace II Agreement and the Phase III Desalter Expansion in accordance with the December 21, 2007 Order of the San Bernardino Superior Court ("Watermaster Resolution No. 2010-04"). Among other things, Watermaster Resolution No. 2010-04 acknowledges that, in connection with the Phase 3 Expansion, CDA will incur additional costs as a result of the Plume. (Watermaster Resolution No. 2010-04, Recitals Paragraph 73.) Further, Watermaster Resolution No. 2010-04 expressly acknowledges and confirms that Watermaster has an obligation to negotiate with the County, as the party primarily responsible for the Plume, to recover all of the incremental capital, operations and maintenance costs relating to the remediation of the Plume and to remit such proceeds to the Member Agencies. (Watermaster Resolution No. 2010-04, Recitals Paragraph 75 and Resolutions and Determinations Paragraph 18.)

The Member Agencies relied on Watermaster's agreement, in Watermaster Resolution No. 2010-04, to pursue payment of the costs of remediating the Plume from the County. Without the assurances and commitments contained in Watermaster Resolution No. 2010-04, the Member Agencies would not have agreed to move forward with the Phase 3 Expansion in its current form. In particular, the well locations directed by Watermaster place CDA's wells in the trajectory of the Plume, resulting in the Member Agencies incurring significant increased groundwater treatment costs.

OCTOBER 28, 2011 WATERMASTER COURT ORDER

On October 28, 2011, the Watermaster Court ordered Watermaster to negotiate with the County, as the party primarily responsible for the Plume, and further ordered that the moneys received from the County be paid to CDA or the Member Agencies, to offset all of the incremental capital and operations and maintenance expenses incurred by the Member Agencies in remediation of the Plume. (October 28, 2011 Watermaster Court Order, Case No. RCV 51010, Conclusions and Orders, Paragraph 18.)

REQUEST FOR WATERMASTER ACTION

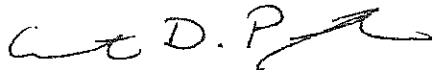
Representatives of Watermaster, CDA and the Member Agencies have each attempted to negotiate with the County to obtain the County's agreement to pay for the Required Actions; however, all such negotiations have been unsuccessful. For this reason, the Member Agencies believe that further attempts to negotiate with the County regarding the Required Actions would be futile.

CDA, on behalf of the Member Agencies, now formally requests that Watermaster submit this matter to the Watermaster Court to obtain a binding court order requiring the County to either (1) immediately remediate the Plume under a Court approved plan that will prevent any further impact to CDA wells and reimburse CDA for any and all damages already incurred as a result of the Plume or (2) pay all costs incurred by CDA to perform the Required Actions. This is necessary to remedy the Material Physical Injury caused by the County's activities at the Chino Airport and the Plume. Watermaster's failure to take the requested action will be subject to review by the Watermaster Court, pursuant to Paragraph 31 of the Judgment.

CDA and CDA's member agencies reserve all rights and remedies they may have under the Judgment and all orders of the Watermaster Court, the Peace II Agreement and all other applicable federal, state and local laws. CDA's representation of the Member Agencies should not be construed as a request for intervention or consent to Watermaster jurisdiction for CDA. Rather, CDA makes this request solely in its capacity as representative of the Member Agencies.

Thank you for your consideration and prompt action regarding these matters, including without limitation submission of this request to the Appropriate Pool, to the extent appropriate.

Very Truly Yours,



Curtis D. Paxton
General Manager/CEO
CHINO BASIN DESALTER AUTHORITY

CDP/cc

cc: Peter Kavounas, Chino Basin Watermaster
Scott Slater, Brownstein Hyatt Farber Schreck, LLP
Allison Burns, Stradling Yocca Carlson & Rauth

Questions and Answers from meetings among CDA, CBWM, and Pool Committee Members

Is the CDA a Party to the Judgment?

The CDA is not a Party to the Judgment. The CDA is making the present request of Watermaster on behalf of its members who are all Parties to the Judgment

What provisions of the Judgment is CDA invoking in its request?

CDA is invoking Paragraph 15 of the Judgment, which gives Watermaster the authority to enforce the Judgment; in case Watermaster fails to act, CDA is suggesting it may use Paragraph 31 and complain regarding Watermaster's failure to act as requested.

Is Watermaster being asked to enter into a new lawsuit?

The CDA request is not for a new lawsuit. It is for action under continuing jurisdiction of the Court under the existing lawsuit.

Is action by Watermaster according to the CDA request an admission of liability, or an unmet obligation?

The Watermaster Board will consider this issue in determining its response to the CDA request, and is likely to carefully condition any action it takes to ensure that it is not seen as such.

Does Watermaster need to make an MPI finding in order to comply with CDA's request?

CDA's allegation is that the County has caused the degradation of water quality, and that this is defined by the Peace Agreement as Material Physical Injury, thereby obligating Watermaster to take action so as to avoid frustration of the OBMP. Watermaster seeks advice and counsel from the Pools as to appropriate findings that may be pertinent to the proposed request.

Why is CDA pursuing San Bernardino County as the party responsible for the contamination?

The Regional Water Quality Control Board (RWQCB) has issued cleanup orders to the County based on evidence of contamination.

Why aren't the RWQCB orders sufficient for CDA's purposes?

The RWQCB has issued Cleanup and Abatement Orders to the County, but has thus far required only monitoring and reporting, but not remediation of the Plume.

How close to resolution were the negotiations with San Bernardino County?

CDA has represented that, during its negotiations with the County, the County acknowledged its obligations regarding remediation of the plume; however, the parties have been unable to come to closure on any financial contribution for remediation.

Why isn't CDA requesting Watermaster to sue San Bernardino County directly?

To date, the Watermaster Board has not determined to participate in any litigation concerning the Chino Airport outside the Watermaster case. CDA's request is intended to limit Watermaster's involvement to a narrow jurisdictional issue and avoid broader involvement in litigation.

Would San Bernardino County defend itself against the motion CDA requests?

It is unclear what San Bernardino County's legal strategy would be. During the February Pool Committee meetings, the County's representative, Mr. Jenkins, explained that the County is not opposed to the CDA request. The County's insurers have shown interest in the request as well, but have not expressed a position.

Could the San Bernardino County insurance provider(s) push Watermaster further in litigation?

It is CDA's position that litigation is required to allocate financial responsibility for remediation. CDA believes its request is the most expedited approach available.

Would Watermaster or CDA be responsible for explanation and defense of the recommendation to Court?

Watermaster is seeking the Pools advice and counsel on this question.

How could Watermaster control costs associated with compliance with CDA's request?

If Watermaster were to proceed according to the CDA request, Watermaster's pleading filed with the Court could be narrow in scope and could include "offramps" allowing Watermaster to remove itself from protracted litigation.

What are possible responses to CDA's request?

Possible responses include, but are not limited to:

- Watermaster agrees to move the Court for the request order, subject to any stated conditions;
- Watermaster declines CDA's request and CDA may request the Court to review Watermaster's action pursuant to Paragraph 31;
- Watermaster declines CDA's request, and CDA files suit in another venue;
- An alternative mechanism for funding of remediation is agreed upon, obviating the need for CDA's request; or
- Watermaster declines CDA's request and CDA does nothing further.

Does Watermaster have the authority to assess parties for groundwater cleanup activities?

Watermaster has the authority to redress water quality matters pursuant to the Judgment, Rules and Regulations, and subsequent Court Orders; Watermaster has pursued water quality matters in the past such as salinity in the basin. Watermaster has the discretion to litigate or not, and to condition how to proceed with litigation. Watermaster can assess parties for groundwater cleanup activities.

How much would the anticipated cleanup effort cost?

CDA estimates the cost to range between \$9.2 million and \$12.2 million depending on the chosen technology. In present value terms this is estimated to be approximately \$4 million to \$5 million, with the possibility of grant funding to offset a portion of these costs. The CDA will disseminate its cost calculations to parties.

How should costs of proceeding in response to CDA's request be allocated?

The Watermaster Board is seeking the Pools' advice and counsel on this issue.

Within what timeframe would CDA like the Watermaster Board to take action?

CDA would like the Watermaster Board to address the request in a timely manner.

What is the effect of each of the Pools providing different advice?

The Watermaster Board will weigh all advice received from each of the Pools in determining how to respond to CDA's request.

What issues will the Board consider in determining how to respond to CDA's request?

The Board will consider a range of issues, including, but not limited to the precedential effect of its action, the costs associated with its action, the ability to self-fund potential cleanup, and its ability to terminate legal proceedings once initiated.

Summary Of Prior Regional Water Quality Control Board Actions

Following the detection of TCE up to 44 micrograms per liter ($\mu\text{g/l}$) in several agricultural wells located downgradient of the Chino Airport in the late-1980s, RWQCB staff conducted a preliminary investigation of the possible sources of the TCE and determined that Chino Airport was the likely source. In 1988, the RWQCB Executive Officer requested the County to conduct an investigation of potential source areas at the Airport. The County identified potential source areas at the Airport, and submitted a time schedule in early 1990 for conducting a soil investigation and installing monitoring wells. In late 1990, the RWQCB Executive Officer issued a cleanup and abatement order ("1990 CAO") to the County, finding that groundwater contamination in the area appeared to be the result of industrial waste disposal practices at the Airport, and that the County, as the property owner and operator of the Airport, was responsible for investigating and remediating contamination resulting from improper disposal of hazardous wastes or hazardous material that impacts or threatens to impact water quality. (1990 CAO, p. 6.) On this basis, the 1990 CAO required the submittal and implementation of a work plan for the soil investigation and any necessary soil cleanup, and following completion of the soil investigation, submittal of a work plan for the installation of groundwater monitoring wells and any necessary groundwater cleanup.

In the early 1990s, the County conducted soil investigations at twelve areas where TCE may have been discharged at the Airport. The investigations found TCE in only a few shallow soil samples, at very low concentrations. The investigations did not identify a TCE source area, or any soil that required cleanup. The County did not conduct a groundwater investigation and in 2000, RWQCB staff notified the County that they were still obligated to conduct the groundwater investigation required by the cleanup and abatement order. The County submitted a draft work plan and time schedule in mid-2002, and after approval of the work plan by the County Board of Supervisors, the County submitted the final work plan in early 2003. The RWQCB Executive Officer approved the work plan, and the County installed five monitoring wells at the airport by mid-2003. The monitoring wells were installed in an effort to identify the area at the Airport that was the source of the TCE. Following one year of monitoring, TCE was detected up to 120 $\mu\text{g/l}$ in a monitoring well along the western boundary of the Airport. Because a source area was not identified in this investigation, the County submitted a work plan in mid-2004 for the installation of four additional groundwater monitoring wells at the Airport to better evaluate the groundwater flow direction and the presence of TCE in groundwater beneath the Airport. The monitoring wells were installed by mid-2005, and sampling of the wells through the end of 2006 found TCE as high as 800 $\mu\text{g/l}$ in one of the new wells.

The County submitted an offsite groundwater investigation work plan in early 2007. The work plan proposed advancing borings to sample groundwater downgradient of the Airport for the purpose of characterizing the offsite plume. An offsite plume characterization report was submitted in mid-2007. TCE was detected in groundwater as high as 490 $\mu\text{g/l}$ in the 23 borings that were completed. The County submitted a work plan in December 2007 for the installation of groundwater monitoring wells at three offsite locations, with three monitoring wells at each location, screened at different depths, to better define the offsite plume. However, the County experienced difficulties in obtaining approvals from its insurance company for this work due to the insurance company's interpretation of the 1990 cleanup and abatement order. In mid-2008, the RWQCB Executive Officer issued a new, revised cleanup and abatement order ("2008 CAO"). The 2008 CAO stated that the data from the offsite groundwater assessment indicate that the TCE and several other VOCs in the groundwater underlying the Airport, and downgradient of the Airport, are the result of past discharges of waste at the Airport. On the basis of the finding that the County has caused or permitted, is causing or permitting, or threatens to cause or permit waste, specifically TCE and other VOCs, to be discharged or deposited where it is, or probably will be, discharged into waters of the state and has created, or threatens to create, a condition of pollution or nuisance, the 2008 CAO found it appropriate to order the County to cleanup up the waste, abate the effects of the waste, or take other necessary remedial action. (2008 CAO, pp. 2, 5.)

Subsequent to the 2008 CAO, the County submitted a revised work plan in late 2008, and the County completed the installation of the wells in early-2009. The County submitted a work plan in late-2009 for the installation of additional downgradient wells to further characterize the lateral and vertical extent of the

offsite plume. By late-2010, the County installed groundwater monitoring wells at five offsite locations, with two monitoring wells at each location, screened at different depths. In mid-2011, the County submitted a work plan for installing additional off-site wells at seven locations, with two wells at each location, to further delineate the plume and support the development of a remedial action plan. The RWQCB Executive Officer concurred with the work plan, and required that a well installation report on the completed wells be submitted by May 1, 2012.

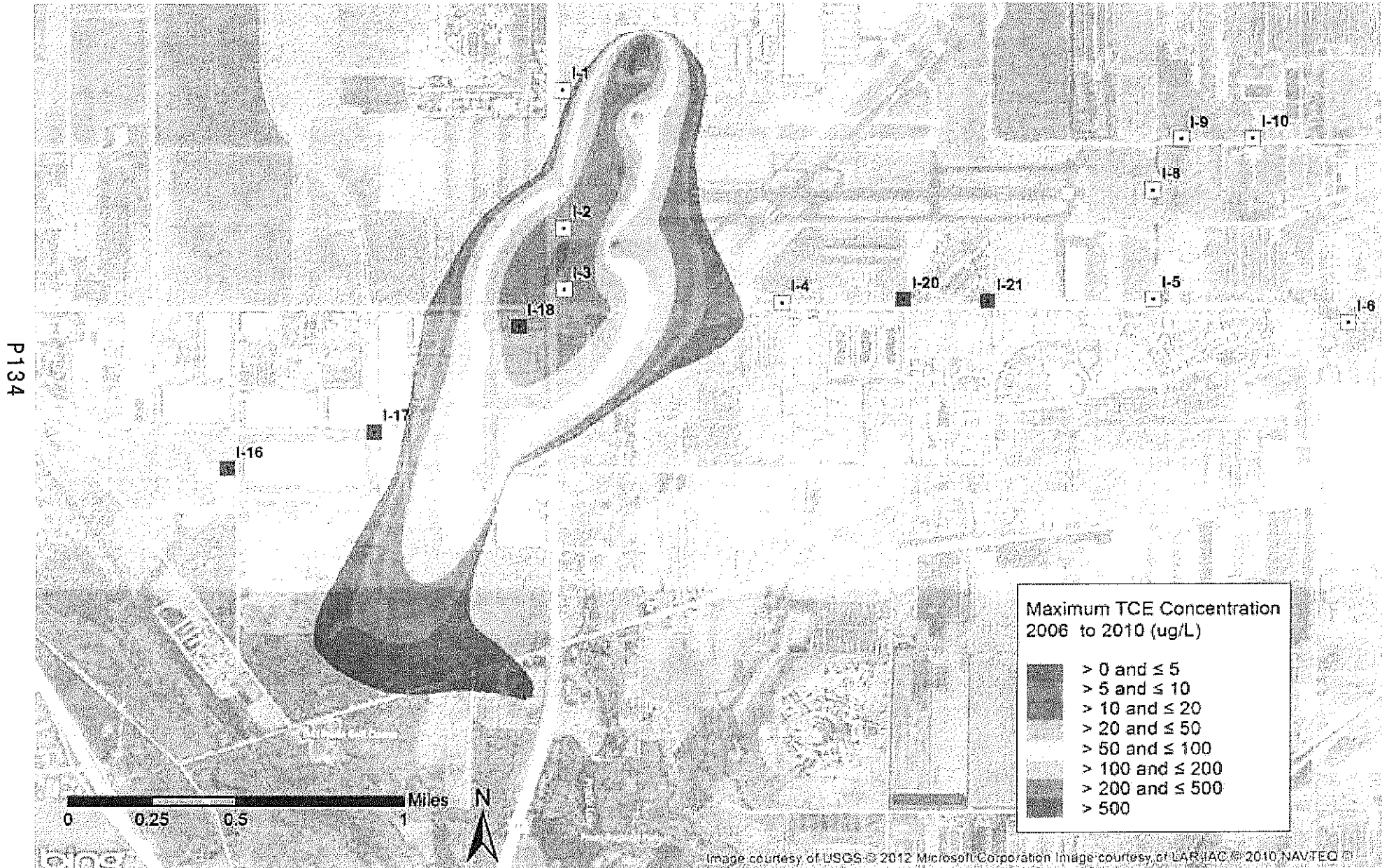
On February 1, 2012, the County notified RWQCB staff that none of the wells in the work plan that the RWQCB Executive Officer approved in mid-2011 had been installed, and the County requested a six-month extension to complete the work. The County stated that the reason for the request was that the County had not yet been able to obtain a right-of-entry agreement with the United States Army Corps of Engineers (Corps) for three of the seven proposed well locations. RWQCB staff contacted the County's consultant in mid-February to discuss the delay in the work, and requested that the wells at the four proposed drilling locations, which are not located on Corps property, be installed as quickly as possible. On March 4, 2012, the County's consultant submitted a time schedule for installation of the wells at the four locations not on Corps property by August 2012, installation of the three wells on Corps property by November 2012, and submittal of the well installation report by March 2013, 10 months after the original May 2012 deadline established by the Executive Officer.

On March 28, 2012, the RWQCB Executive Officer issued a Notice of Violation to the County, denying its request for an extension, and stating that the County's efforts to install all the wells as quickly as possible will be the primary factor in determining the extent of any enforcement action that may be taken for failing to comply with the May 1, 2012 completion date, pursuant to the cleanup and abatement order. The letter also required that monthly status reports be submitted. The County has since had all of the monitoring wells constructed, has filed the required monthly status reports, and is presently seeking to have the Notice of Violation letter terms lifted.

VOC Treatment of Chino Creek Wells

May 2, 2013

Chino Creek Wellfield and TCE Plume



History - 2008

- Through modeling, three (3) Chino Creek wells were assumed to be impacted by the Chino Airport Plume
- The three Chino Creek wells were assumed to produce 4 MGD
- Contaminants of concern were thought to be TCE and TCP
- Two treatment processes were evaluated: Granular Activated Carbon (GAC) and Advanced Oxidation Process (AOP)
- GAC selected as the preferred process

History - 2010

- Cost estimates were developed for GAC well head treatment of TCE and TCP
 - Assumed flow of 1,000 gpm/well
 - TCE concentration @ 5.76 ppb (MCL @ <5 ppb)
 - TCP concentration @ 0.029 ppb (MCLG @ <0.005 ppb)
- Capital cost of \$1.6 million/well
- O&M cost of \$165,000/year/well

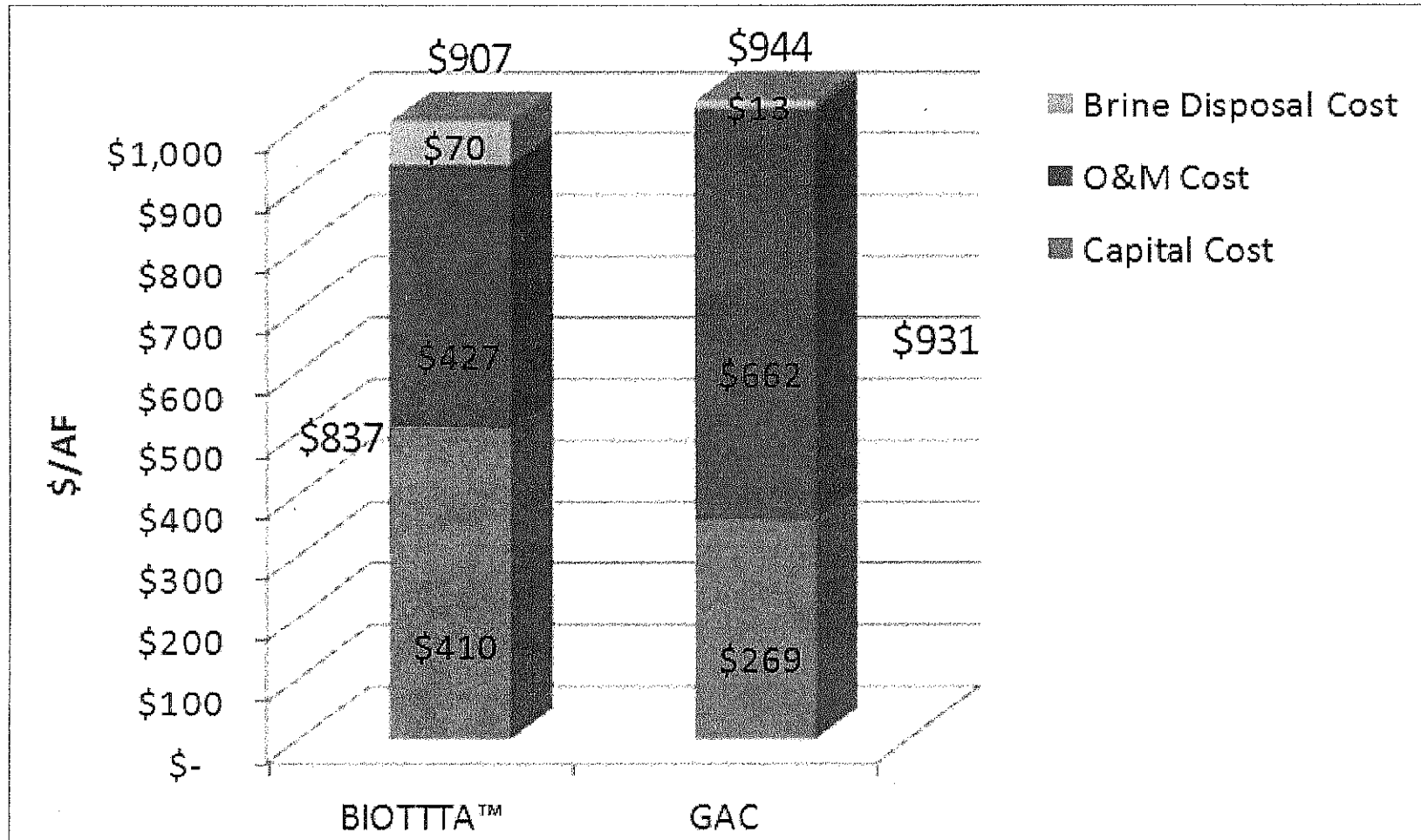
2012/2013

- Well I-18 drilled and found:
 - Flow of 180 gpm (not 1,000 gpm)
 - TCE @ 380 ppb (not 5.76 ppb)
 - TCP @ 8.2 ppb (not 0.029 ppb)
- Two treatment alternatives evaluated
 - Granular Activated Carbon (GAC)
 - Biological (BIO)

Cost Comparison between GAC and BIO for Treatment of Well I-18

<u>Process</u>	<u>Capital</u> <u>(\$M)</u>	<u>O&M</u> <u>(\$K/yr)</u>
GAC	1.25	193
BIO	1.83	132

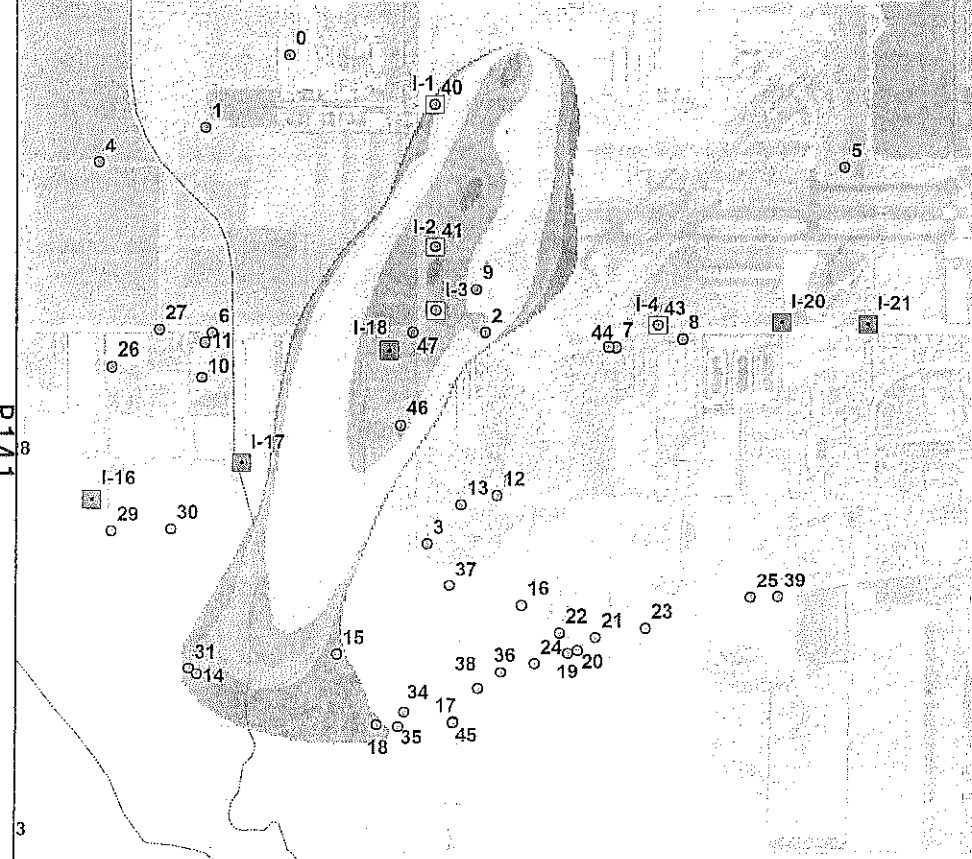
Well I-18 Treatment Cost Comparison



THIS PAGE
HAS
INTENTIONALLY
BEEN LEFT
BLANK
FOR PAGINATION

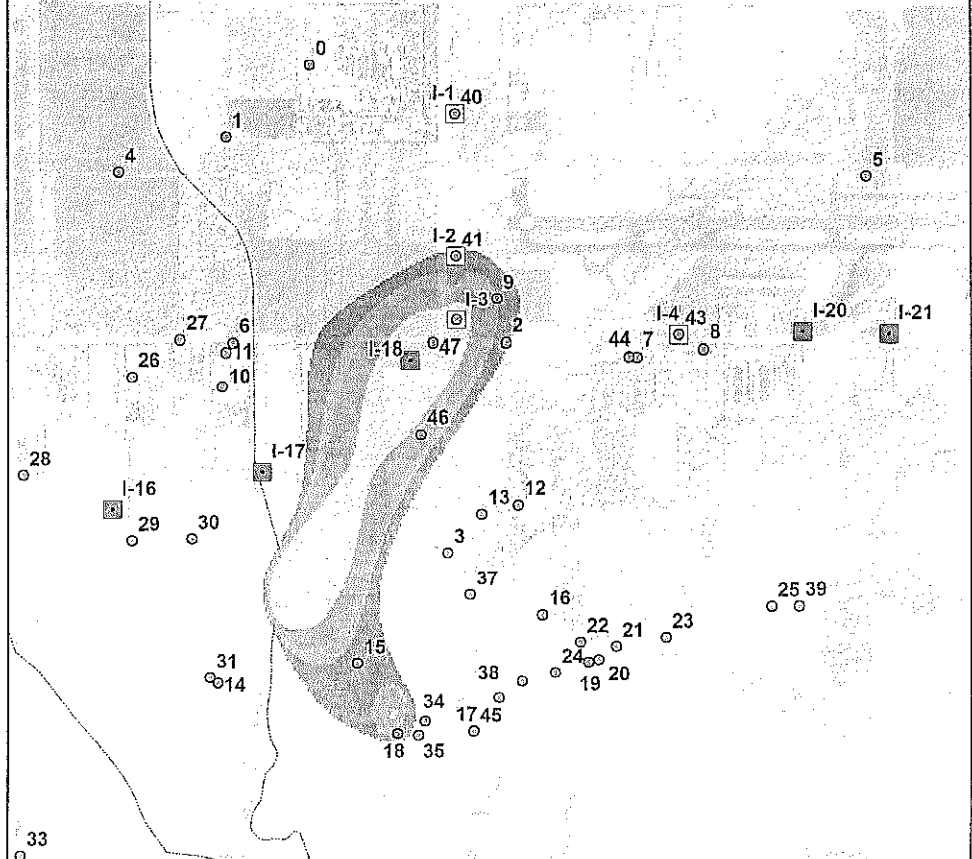
117°40'0"W

Map 1 Chino Airport TCE Plume in the Shallow Aquifer System



117°40'0"W

Map 2 Chino Airport TCE Plume in the Deep Aquifer System











P141

3

ATTORNEY CLIENT PRIVILEGE
CONFIDENTIAL WORK PRODUCT
DRAFT

Maximum TCE Concentration
August 2007 to July 2012 (ug/L)

-  > 0 and ≤ 5
-  > 5 and ≤ 10
-  > 10 and ≤ 20
-  > 20 and ≤ 50
-  > 50 and ≤ 100
-  > 100 and ≤ 200
-  > 200 and ≤ 500
-  > 500




-  Chino-I Desalter Wells
-  Chino-I CCWF Wells
-  1
Production Well that has
Produced Water in the Last Five Years
(FY 08 to FY12). Labeled by a
Reference Number

Image courtesy of USGS
IAC © 2010 NAVTEQ © A

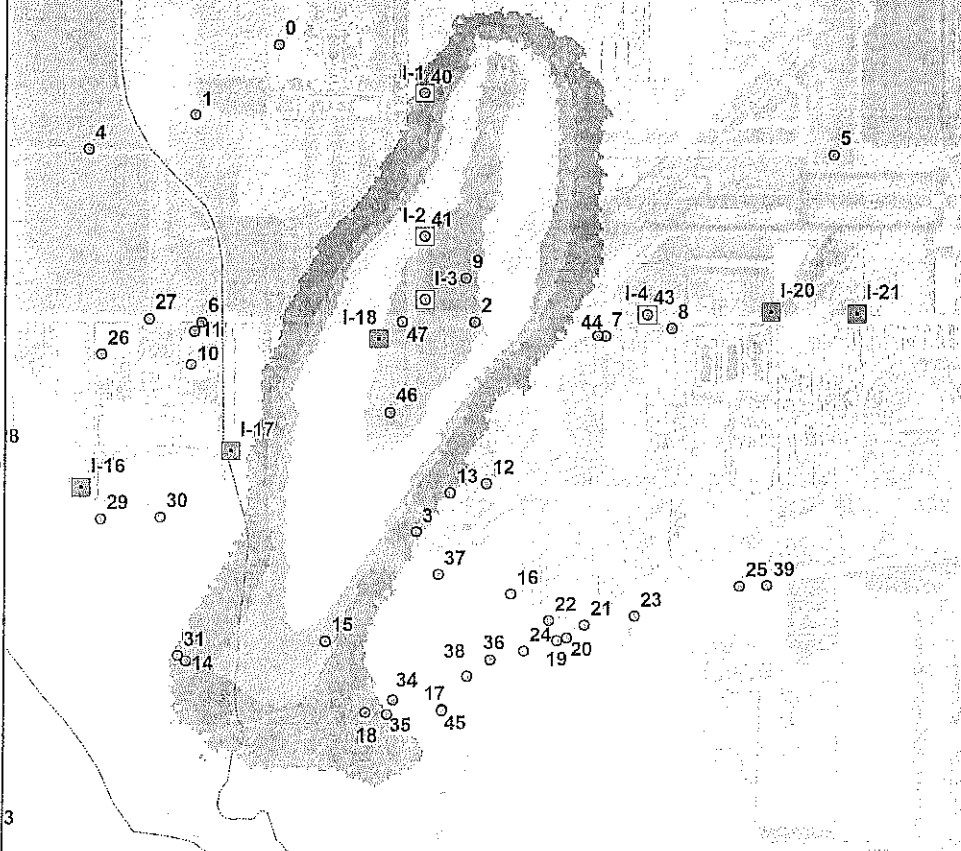
Image courtesy of USGS © 2013 Microsoft Corporation Image courtesy of LAR-
IAC © 2010 NAVTEQ © AND

117°40'0"W

117°40'0"W

117°40'0"W

Map 1 Chino Airport TCE Plume in the Shallow Aquifer System



P142

3

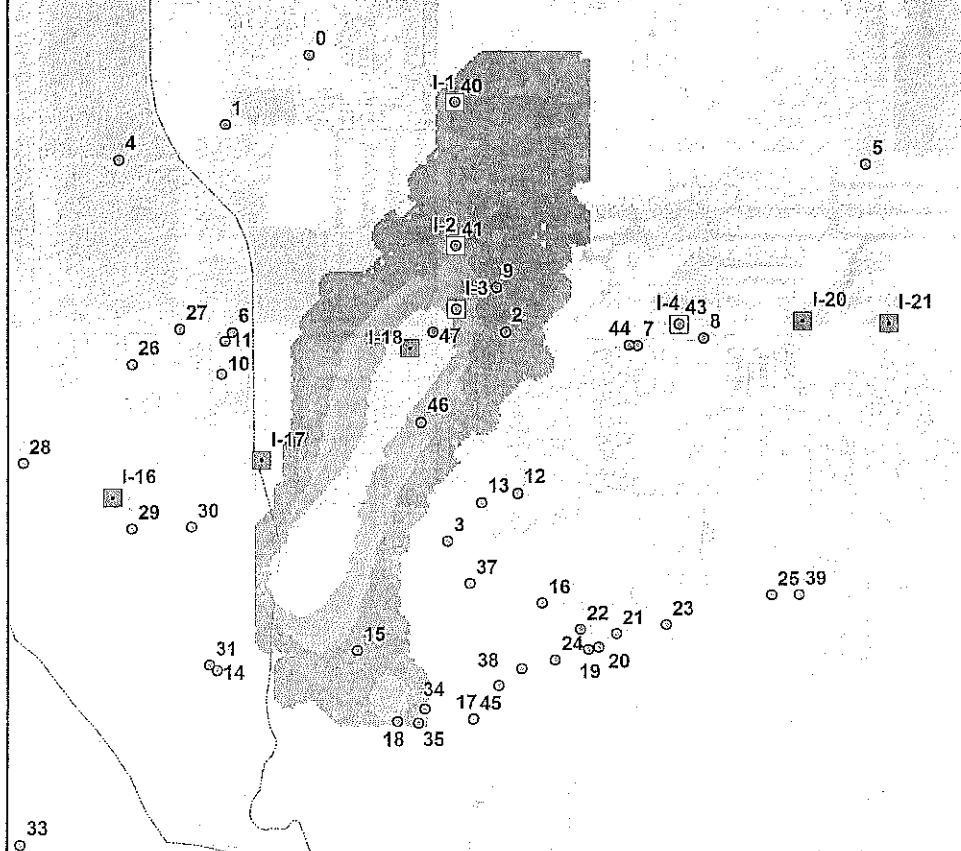
ATTORNEY CLIENT PRIVILEGE
CONFIDENTIAL WORK PRODUCT
DRAFT

Image courtesy of USG
IAC © 2010 NAVTEQ ©

117°40'0"W

117°40'0"W









Map 2 Chino Airport TCE Plume in the Deep Aquifer System






33

117°40'0"W

Chino Basin Watermaster Planning
Scenario 3a Projected Plume Location
End of Year 2015 (ug/L)

-  > 0 and ≤ 5
-  > 5 and ≤ 10
-  > 10 and ≤ 20
-  > 20 and ≤ 50
-  > 50 and ≤ 100
-  > 100 and ≤ 200
-  > 200 and ≤ 500
-  > 500

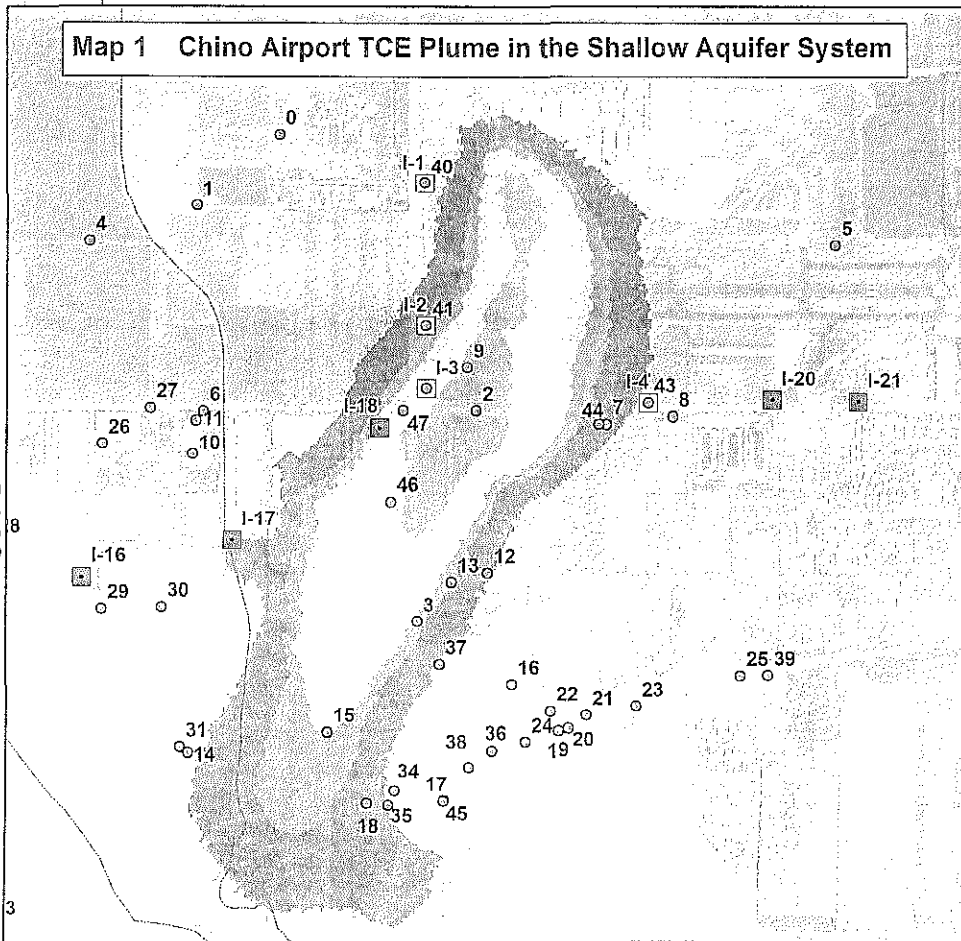
-  Chino-I Desalter Wells
-  Chino-I CCWF Wells

-  1
Production Well that has
Produced Water in the Last Five Years
(FY 08 to FY 12). Labeled by a
Reference Number

This map is based on groundwater production projections made by Parties, the desalter implementation plans of the CDA, reoperation, and assuming an efficient market and that all replenishment water comes from storage if available. Caution needs to be exercised in drawing definitive conclusions from model projections as the model is imperfect, and actual future production and replenishment may not match assumptions. The maps were created assuming that the source of contamination has been removed.

117°40'0"W

Map 1 Chino Airport TCE Plume in the Shallow Aquifer System



P143


ATTORNEY CLIENT PRIVILEGE
CONFIDENTIAL WORK PRODUCT
DRAFT

Image courtesy of USG
IAC © 2010 NAVTEQ ©









117°40'0"W



117°40'0"W


Map 2 Chino Airport TCE Plume in the Deep Aquifer System



Chino Basin Watermaster Planning
Scenario 3a Projected Plume Location
End of Year 2020 (ug/L)

-  > 0 and ≤ 5
-  > 5 and ≤ 10
-  > 10 and ≤ 20
-  > 20 and ≤ 50
-  > 50 and ≤ 100
-  > 100 and ≤ 200
-  > 200 and ≤ 500
-  > 500

-  Chino-I Desalter Wells
-  Chino-I CCWF Wells

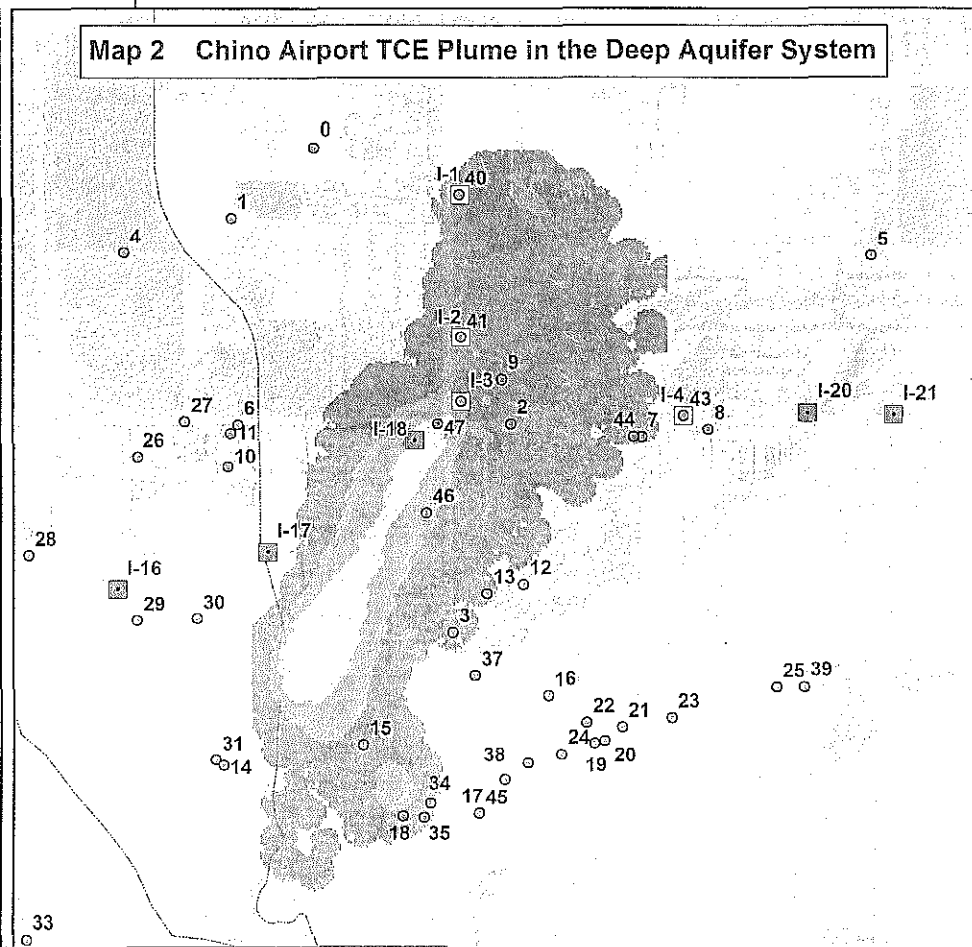
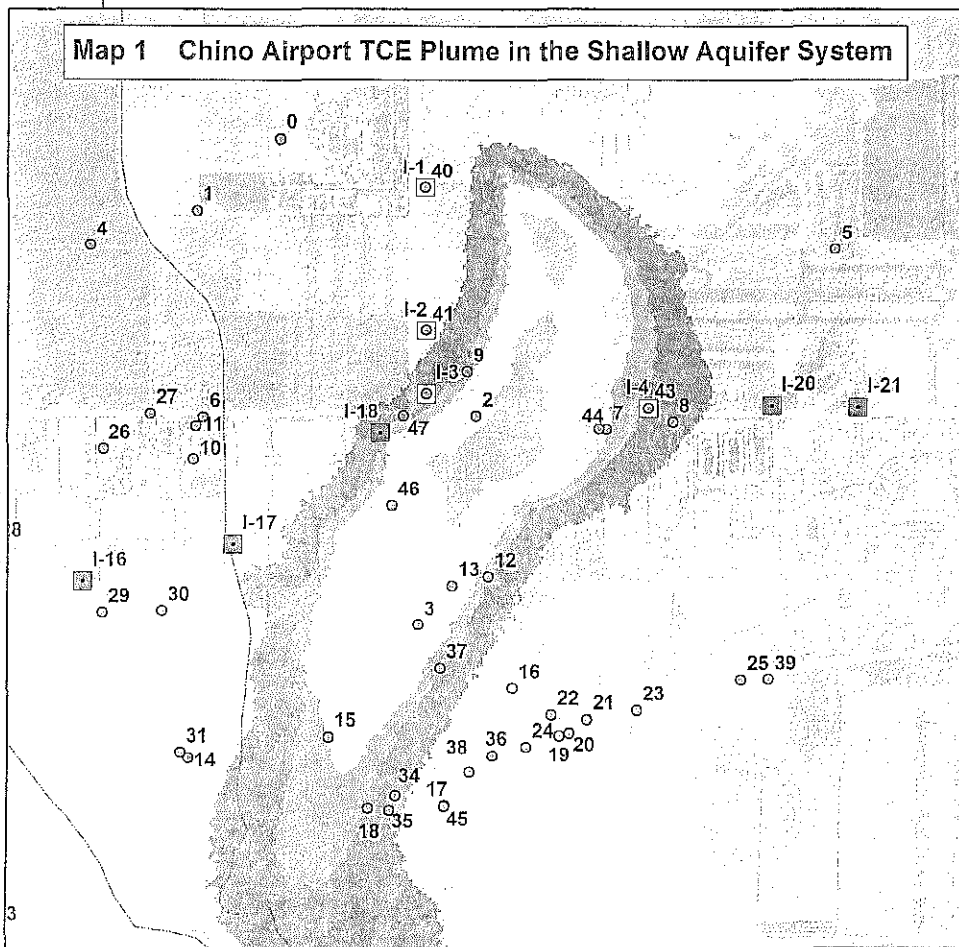
-  1 Production Well that has Produced Water in the Last Five Years (FY 08 to FY12). Labeled by a Reference Number

This map is based on groundwater production projections made by Parties, the desalter implementation plans of the CDA, reoperation, and assuming an efficient market and that all replenishment water comes from storage if available. Caution needs to be exercised in drawing definitive conclusions from model projections as the model is imperfect, and actual future production and replenishment may not match assumptions. The maps were created assuming that the source of contamination has been removed.

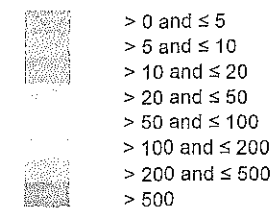
117°40'0"W




Map 1 Chino Airport TCE Plume in the Shallow Aquifer System

Map 2 Chino Airport TCE Plume in the Deep Aquifer System



Chino Basin Watermaster Planning
Scenario 3a Projected Plume Location
End of Year 2025 (ug/L)



-  Chino-I Desalter Wells
-  Chino-I CCWF Wells
-  1 Production Well that has Produced Water in the Last Five Years (FY 08 to FY 12). Labeled by a Reference Number

This map is based on groundwater production projections made by Parties, the desalter implementation plans of the CDA, reoperation, and assuming an efficient market and that all replenishment water comes from storage if available. Caution needs to be exercised in drawing definitive conclusions from model projections as the model is imperfect, and actual future production and replenishment may not match assumptions. The maps were created assuming that the source of contamination has been removed.

**ATTORNEY CLIENT PRIVILEGE
CONFIDENTIAL WORK PRODUCT
DRAFT**

Image courtesy of USG
IAC © 2010 NAVTEQ

P144

117°40'0\"/>

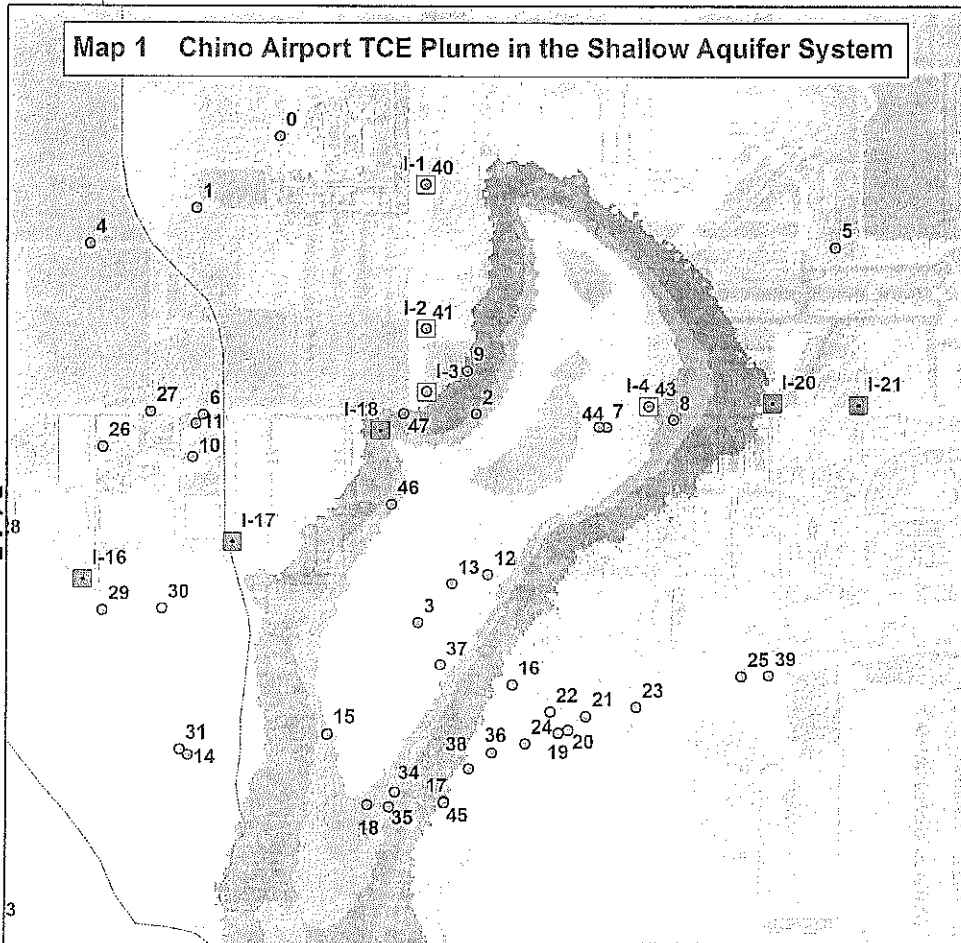
117°40'0\"/>

117°40'0\"/>

117°40'0\"/>


117°40'0"W

Map 1 Chino Airport TCE Plume in the Shallow Aquifer System



117°40'0"W









Map 2 Chino Airport TCE Plume in the Deep Aquifer System






P145

ATTORNEY CLIENT PRIVILEGE
CONFIDENTIAL WORK PRODUCT
DRAFT

Chino Basin Watermaster Planning
Scenario 3a Projected Plume Location
End of Year 2030 (ug/L)

-  > 0 and ≤ 5
-  > 5 and ≤ 10
-  > 10 and ≤ 20
-  > 20 and ≤ 50
-  > 50 and ≤ 100
-  > 100 and ≤ 200
-  > 200 and ≤ 500
-  > 500

-  Chino-I Desalter Wells
-  Chino-I CCWF Wells

-  1
Production Well that has
Produced Water in the Last Five Years
(FY 08 to FY12). Labeled by a
Reference Number

This map is based on groundwater production projections made by Parties, the desalter implementation plans of the CDA, reoperation, and assuming an efficient market and that all replenishment water comes from storage if available. Caution needs to be exercised in drawing definitive conclusions from model projections as the model is imperfect, and actual future production and replenishment may not match assumptions. The maps were created assuming that the source of contamination has been removed.

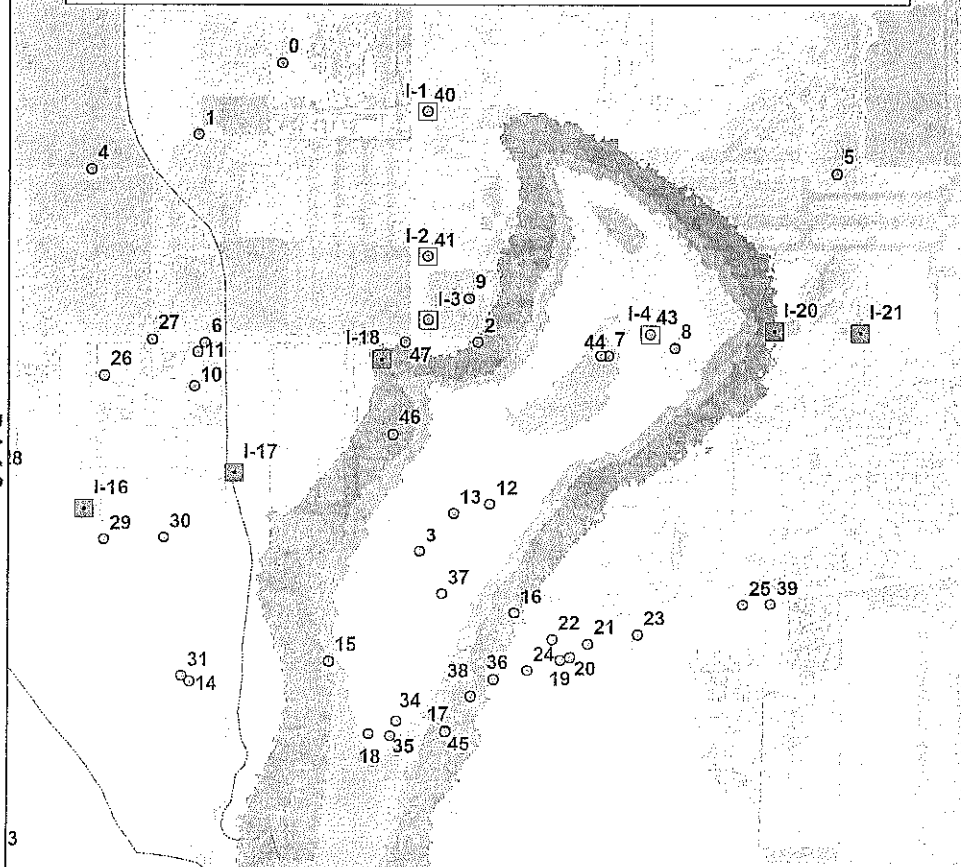
117°40'0"W

117°40'0"W

Image courtesy of USG
IAC © 2010 NAVTEQ

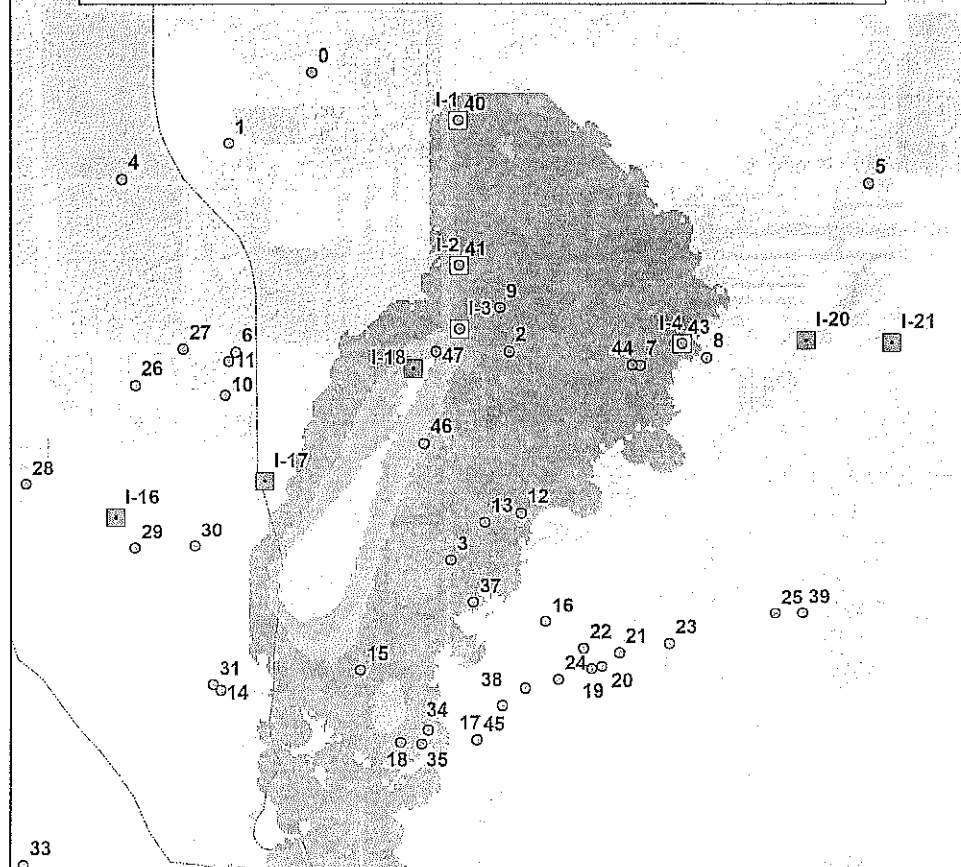
117°40'0"W

Map 1 Chino Airport TCE Plume in the Shallow Aquifer System



117°40'0"W









Map 2 Chino Airport TCE Plume in the Deep Aquifer System






P146

**ATTORNEY CLIENT PRIVILEGE
CONFIDENTIAL WORK PRODUCT
DRAFT**

Chino Basin Watermaster Planning
Scenario 3a Projected Plume Location
End of Year 2035 (ug/L)

-  > 0 and ≤ 5
-  > 5 and ≤ 10
-  > 10 and ≤ 20
-  > 20 and ≤ 50
-  > 50 and ≤ 100
-  > 100 and ≤ 200
-  > 200 and ≤ 500
-  > 500

-  Chino-I Desalter Wells
-  Chino-I CCWF Wells
-  Production Well that has Produced Water in the Last Five Years (FY 08 to FY12). Labeled by a Reference Number

This map is based on groundwater production projections made by Parties, the desalter implementation plans of the CDA, reoperation, and assuming an efficient market and that all replenishment water comes from storage if available. Caution needs to be exercised in drawing definitive conclusions from model projections as the model is imperfect, and actual future production and replenishment may not match assumptions. The maps were created assuming that the source of contamination has been removed.

117°40'0"W

117°40'0"W

Image courtesy of USGS
IAC © 2010 NAVTEQ ©



CHINO BASIN WATERMASTER

II. BUSINESS ITEM

B. WATERMASTER FISCAL YEAR 2013-2014 PROPOSED BUDGET





CHINO BASIN WATERMASTER

9641 San Bernardino Road, Rancho Cucamonga, Ca 91730
Tel: 909.484.3888 Fax: 909.484.3890 www.cbwm.org

PETER KAVOUNAS, P.E.
General Manager

STAFF REPORT

DATE: May 23, 2013
TO: Board Members
SUBJECT: Revised Fiscal Year 2013/2014 Budget

SUMMARY

Issue: Revised FY 2013/2014 Budget.

Recommendation: Approve the Revised FY 2013/2014 Budget as presented.

Financial Impact: The FY 2013/2014 Revised Budget expenses are \$6,724,736 (excluding any Carryover Funds). The Revised FY 2013/2014 Budget, as proposed, is lower than the prior year "Amended" budget of \$6,805,201 (which excludes Carryover funds of \$433,212).

Future Consideration

Watermaster Board: May 23, 2013; Approval (Advisory Committee Approval required)

ACTIONS:

May 9, 2013 – Appropriative Pool – moved unanimously to move the budget forward to the Advisory Committee with removal of the proposed broadening of pay schedules, and the addition of \$50,000 to update the Sunding report; and to authorize payoff of the CalPERS Side Fund.

May 9, 2013 – Non-Agricultural Pool –moved unanimously to approve the proposed budget with the addition of the \$50,000 to update the Sunding report, and the clarification that the \$50,000 is to be paid only by the Appropriative Pool; and direct Non Ag Pool representatives to vote at the Advisory Committee and Board meetings subject to changes which they deem appropriate

May 9, 2013 – Agricultural Pool – moved unanimously to approve the proposed budget with the addition of the \$50,000 to update the Sunding report, and the clarification that the \$50,000 is to be paid only by the Appropriative Pool; and to authorize payoff of the CalPERS Side Fund.

May 16, 2013 – Advisory Committee – moved by a majority vote.

May 23, 2013 – Watermaster Board –

BACKGROUND

During Each year, Watermaster staff conducts meetings internally and with consultants to discuss upcoming projects and anticipated work flow. As the budget is developed, the related budgeted expenses are continually refined. The current version of the budget reflects the discussions with consultants and stakeholders.

On Tuesday, April 16, 2013 Watermaster conducted the annual Budget Workshop #1 and discussed the preliminary draft budget. A second Watermaster Budget Workshop was held on Tuesday, April 23, 2013. There were no changes in the dollar amounts between the two Budget Workshops. The Budget Workshop #2 presentation incorporated some of the questions and comments from the first Workshop and attempted to clarify those points. At both Workshops, the proposed budget amount of \$6,747,171 was presented. It was discussed that specific costs within the budget (i.e. Debt Service, Recharge Improvements, Appropriative and Non-Agricultural Pool legal services, Interest Income and the MWD Groundwater Storage income) would be deducted from the proposed budget amount of \$6,747,171 to calculate the proposed Basis for Assessment which was presented as \$5,488,082. It was noted that the line items that comprised the variance amount of \$1,259,089 would either be added to the Assessment invoice as a separate line item billing, or as a reduction to the overall Assessment amount. For example, the amount of \$939,808 would be added to the Assessment invoice as a separate line item based upon Operating Safe Yield. The Appropriative Pool legal services of \$75,000 would be added to only the members of the Appropriative Pool based upon a formula of 50% Operating Safe Yield and 50% Actual Production (as done in past practice). The Non-Agricultural Pool legal service of \$60,000 would be added to only the members of the Non-Agricultural Pool based upon a formula of 100% Actual production (as done in past practice). The Interest Income and the MWD Groundwater Storage Program income would reduce the Basis for Assessment calculation.

During the May 9, 2013 Appropriative Pool meeting, the Proposed Budget of \$6,747,171 was approved with the request to exclude the proposed broadening of employees pay schedules, and to reflect the addition of \$50,000 to allow for an update of the Sunding Report. These changes have been incorporated and are reflected in the Revised FY 2013/2014 budget which is now \$6,724,736. In total, these budget changes reduced the Proposed Budget of \$6,747,171 by \$22,435 as follows:

Payroll Reduction:	(\$56,873)
Burden Reduction:	<u>(\$15,562)</u>
Total Payroll Reduction:	(\$72,435)
Add: Sunding Report:	<u>\$50,000</u>
Total Budget Change:	<u>(\$22,435)</u>

During the Non-Agricultural and Agricultural Pool meetings of May 9, 2013, the Proposed Budget of \$6,747,171 was approved; the Appropriative Pool recommendations were reviewed and accepted by both Pools with the clarification that the addition of the updated Sunding Report expense of \$50,000 would be borne by the Appropriative Pool only. The updated Assessment amount of \$38.11 reflects this change. The \$50,000 expense would be allocated based on 50% production/50% OSY methodology that is used to allocate the Appropriative Pool counsel budget.

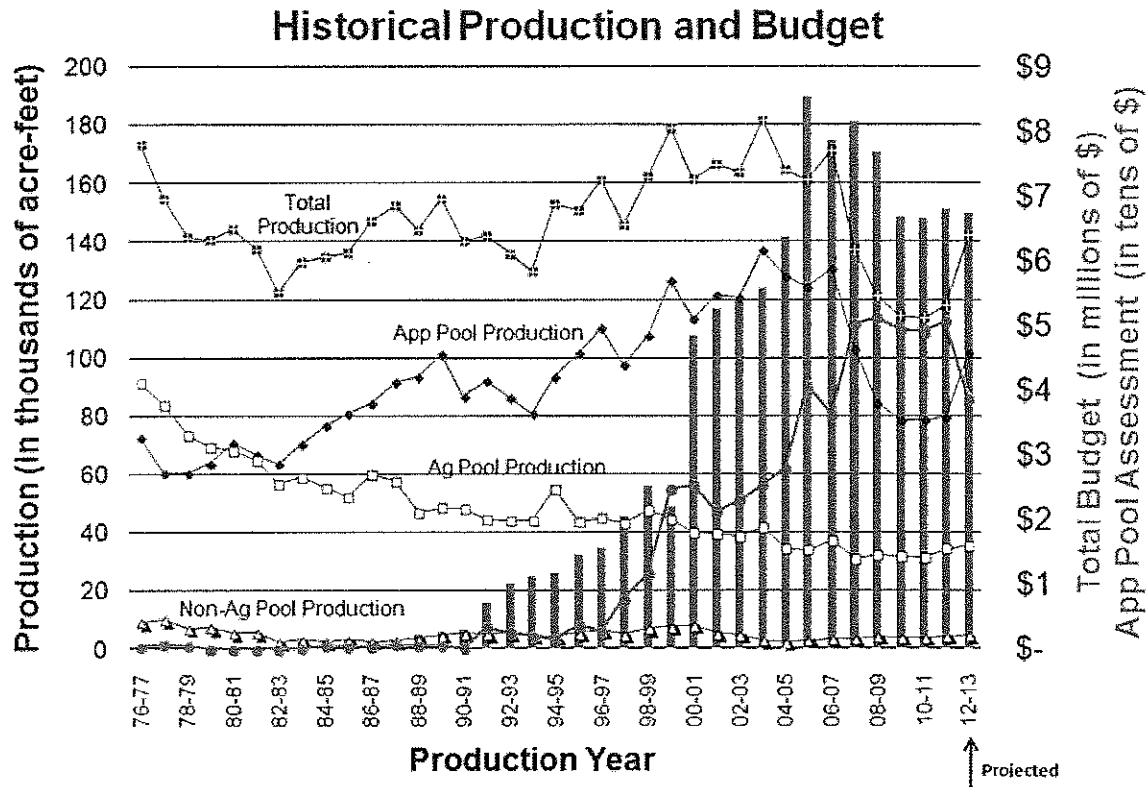
	FY 12-13 Approved Budget	FY 12-13 Amended Budget	FY 13-14 Original Budget	FY 13-14 Revised Budget	Revised vs. Amended	% Variance Revised vs. Amended
Total Administrative Expenses	\$ 1,078,942	\$ 1,269,538	\$ 1,548,373	\$ 1,511,106	\$ 241,568	19.0%
Total General OBMP Expenses	1,219,186	1,218,641	1,212,775	1,247,798	29,157	2.4%
Total OBMP Implementation Projects	4,372,073	4,750,235	3,986,024	3,965,833	(784,402)	(16.5)%
Less: "Carry Over" Funds	-	(433,212)	-	-	433,212	(100.0)%
Total Expenses	\$ 6,670,201	\$ 6,805,201	\$ 6,747,171	\$ 6,724,736	\$ (80,465)	(1.2)%
Adjustments:						
Debt Service/Recharge Improvements	\$ (501,055)	\$ (501,055)	\$ (939,808)	\$ (939,808)	\$ (438,753)	87.6%
Appropriative Pool - Legal Services	-	(75,000)	(75,000)	(75,000)	-	0.0%
Appropriative Pool - Sunding Report	-	-	-	(50,000)	(50,000)	-100.0%
Non-Agricultural Pool - Legal Services	-	(60,000)	(60,000)	(60,000)	-	0.0%
Interest Income	(39,600)	(39,600)	(29,700)	(29,700)	9,900	(25.0)%
MWD Groundwater Storage Program	(152,938)	(152,938)	(154,581)	(154,581)	(1,643)	1.1%
Total Adjustments	(693,593)	(828,593)	(1,259,089)	(1,309,089)	(480,496)	58.0%
Basis For Assessment	\$ 5,976,608	\$ 5,976,608	\$ 5,488,082	\$ 5,415,647	\$ (560,961)	(9.4)%

Staff discussed how the production data is used in the calculation of the Assessment amount each year. The Total Assessable Production (for budget purposes) was estimated to be 142,123.143 acre-feet which was based upon the actual production numbers for the first two quarters, and projected to estimate the full year's production. The "projected" Total Assessable Production of 142,123.143 acre-feet is higher than the "actual" previous year's Total Assessable Production of 118,110.745 acre-feet by 24,012.398 acre-feet or 20.3%. Higher production results in the current year will decrease the overall assessments per acre-foot, while lower production numbers will increase the overall assessments per acre-foot. The revised budget contains the proposed assessments of \$9.32 per acre-foot for Administration and \$28.79 per acre-foot for OBMP and Implementation Projects, for a combined total of \$38.11 per acre-foot.

Assessment Amounts	G&A Expenses	OBMP & Implementation Projects	Total Assessment
Estimated Assessment as of May 9, 2013	\$9.32	\$28.79	\$38.11
Estimated Assessment as of April 16, 2013	\$9.57	\$29.04	\$38.62
Actual Assessment FY2012/13	\$8.76	\$41.84	\$50.60
Estimated Assessment vs. Actual Assessment	\$0.56 6.4%	(\$13.05) (31.2%)	(\$12.49) (24.7%)

Comparing the current Revised Assessment as of May 9, 2013 of \$38.11 to the Actual Assessment paid last year of \$50.60, a variance of (\$12.49) or (24.7%) is shown. For comparison purposes only, using last year's actual production of 118,110.745 acre-foot, the Proposed Assessment amount would be \$11.21 per acre-foot for Administration and \$34.64 per acre-foot for OBMP and Implementation Projects, for a combined total of \$45.85 per acre-foot.

The following chart (incorporated from Workshop #2) details the Historical Production and Budget for Watermaster:



The purpose of the chart listed above was to show the historical progression of both production and the budget amounts by fiscal year. It was noted that the last four years of budget have remained relatively flat while production has varied.

Staff discussed the Watermaster budget can be segregated into four separate and distinct categories. The first category is the Watermaster Staff costs, the second category is the legal services, the third category is the Engineering services, and the fourth category is the Debt Service and Recharge Improvement Projects.

WATERMASTER STAFF

Staff discussed the first section of the proposed FY 2013/2014 budget which related to Watermaster Staffing costs. The total salary costs for the Revised FY 2013/2014 are \$1,391,641 which is \$99,299 below the previous year's budget of \$1,490,940. The Full Time Equivalent (FTE) levels for the proposed budget is 9.0 (FTE) compared to a budgeted level of 9.5 (FTE) from FY 2012/2013.

	Revised Budget FY 2013/14	Original Budget FY 2013/14	Amended Budget FY 2012/13	\$ Variance Revised vs. Amended
Payroll	\$ 879,567	\$ 936,440	\$ 955,692	\$ (76,125)
Burden	\$ 512,074	\$ 527,636	\$ 535,248	\$ (23,174)
Total	\$ 1,391,641	\$ 1,464,076	\$ 1,490,940	\$ (99,299)
FTE's	9.0	9.0	9.5	

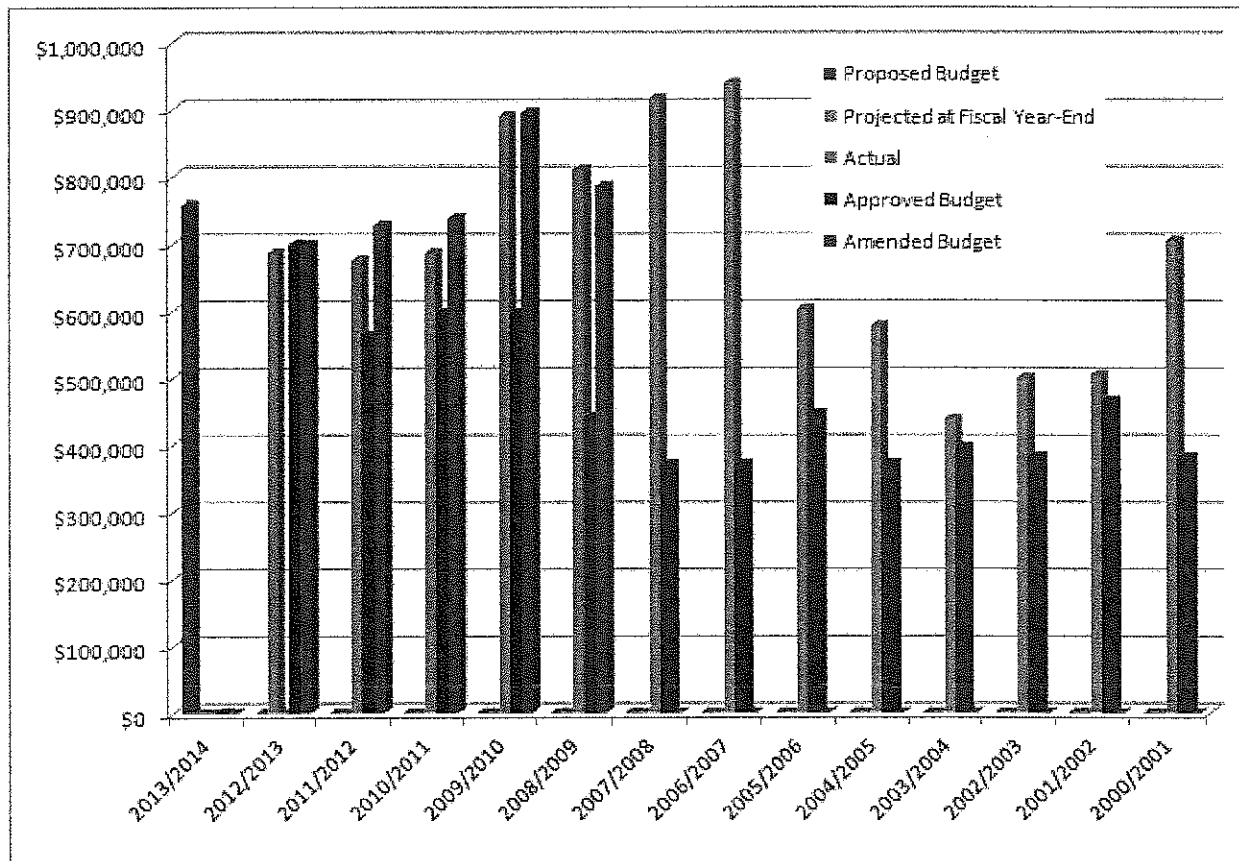
Staff informed the Workshop attendees that a meeting was held on April 9, 2013 by the Personnel Committee. At the conclusion of the Personnel Committee meeting, Watermaster staff received direction to proceed on specific salary and benefit related issues. The following assumptions were incorporated into the FY 2013/2014 staffing budget of \$1,391,641 as directed by the Personnel Committee:

- Salaries budget based upon nine FTE's
- Salaries budget includes a 1.95% COLA (last COLA was July 2008)
- Salaries budget includes a 0.5% salary decrease for the CalPERS Retirement Adjustment (increase of 2.5% in salary with a payroll deduction of 3%)
- Current salaries were maintained at previous Step E levels. Budget is based upon a maximum Step (Step E) level for all employees (reduction of \$72,435 from Original Budget)
- Health premium increase of 15% effective January 1, 2014
- Health Benefits Allowance based upon 90% of the insurance premium for family coverage of medical, dental and vision (lowest cost provider for HMO medical)

While the CalPERS Side Fund was not part of the FY 2013/2014 budget, it was appropriate to discuss the intent to pay off the outstanding balance of \$122,863 with cash reserves prior to June 30, 2013. The CalPERS Side Fund was created several years ago by CalPERS because "At the time of Chino Basin Watermaster joining the miscellaneous risk pool, a side fund was created to account for the difference between the funded status of the pool and the funded status of the Watermaster plan". The loan from CalPERS is based upon a 7.5% interest rate. The current remaining balance is \$122,863 and if the loan goes to term, the remaining 17 years of interest would total \$121,975 and the total payments would amount to \$246,306. The recommendation of staff is to pay off the remaining balance and eliminate the ongoing interest charges of 7.5%. Those in attendance at the Workshop agreed.

LEGAL SERVICES

A historical chart of the last 10+ years of budgeted vs. actual Watermaster legal cost was presented. It was discussed that the past three years legal services budget has remained relatively flat and with the Refund of Excess Cash Reserve policy in place, any unused funds will be refunded to the Appropriative and Non-Agricultural Pools on an annual basis. The Revised FY 2013/2014 Brownstein Hyatt Farber Schreck budget was presented at \$757,490 which is \$77,535 greater than the previous FY 2012/2013 budget. Two new categories have been added to the legal services budget: account number 6077 (Party Status Maintenance) which is budgeted at \$25,700, and account number 6078.20 (Pool Issues Resolution Facilitation) which is budgeted at \$44,400. For comparison purposes, the 5-Year Average (Actual Amounts) for legal services total \$795,409 compared to the Revised FY 2013/2014 budget of \$757,490.



Activities resulting in additional legal expenses:

- 2012-2013 Recharge Master Plan Update, CDA/Chino Airport Plume, Refresh/Recharge/Reunite
- 2011-2012 Desalter Negotiations, Paragraph 31 Motion, Ontario Airport Plume, Chino Airport Plume
- 2010-2011 Desalter Negotiations, Paragraph 31 Motion, Ontario Airport Plume, Chino Airport Plume
- 2009-2010 Water Auction, Paragraph 31 Motion
- 2008 we transitioned to Judge Wade and had the four informational Court hearings
- 2007-2008 Peace II especially heavy in 2007 and into 2008.
- 2005-2006 Santa Ana River water rights application, beginning of Peace II negotiations.
- 2002-2004 was relatively routine.
- 2000-2001 Peace I and Desalter negotiations

As with the past practice for the last few years, the Brownstein Hyatt Farber Schreck legal services budget has been developed using a formula of assumed hours to complete a specific tasks multiplied by the hourly rate. Brownstein has provided a detailed memorandum and worksheet which is provided as ATTACHMENT A. These documents were provided as handouts at both Budget Workshops and available on the Watermaster website under the FTP location.

ENGINEERING SERVICES

The Engineering Services budget is proposed at \$1,825,362 which is \$201,809 lower than the Amended FY 2012/2013 Budget of \$2,027,171. A discussion involving the Engineering Services along with information provided by Wildermuth Environmental, Inc. (a budget comparison worksheet along with a detailed narrative report that described each category within their budget) was conducted at both Workshops. As with the legal services documents, this information was also distributed to the attendees

of both Workshops and available on the Watermaster website under the FTP location. These documents are provided as ATTACHMENT B.

For the Administrative expenses:

Overall, the Administrative expense section of the budget totaling \$1,511,106 is \$241,568 or 19.0% higher than the previous year's "Amended" budget of \$1,269,538.

- Salary Cost increase of \$98,063. This is not a true increase in overall costs but a result of how Watermaster allocates the budgeted salary costs between Administration, OBMP and Implementation Projects. Watermaster utilizes an in-house time and attendance system to capture labor hours by activity. In the FY 2012/2013 budget, the salary allocations were 43% Administration, 17% OBMP and 40% Implementation Projects. For FY 2013/2014 the allocations are budgeted at 57% Administration, 17% OBMP and 26% Implementation Projects (based upon current time and attendance records). Because more allocation and emphasis is geared towards Administration and less on Implementation Projects, the Administrative salary expenses are higher and the Implementation salary costs are lower.
- Allocated G&A Expenditures of \$163,932. As with the higher salary allocations being charged to the Administrative section, the G&A expenses are also allocated based upon salary percentages. So if the salary allocation increases more on the Administrative side and less on the Implementation Projects side, the G&A allocation of expenses will follow the same trend.
- The budget includes a temporary employee for one-half year to continue work of the scanning project. This employee is from a temporary employment agency and is not an employee of Watermaster. This amount is the same as the previous year's budget.
- Overall reductions in the majority of expense categories within the Administrative section.

For OBMP General costs:

- Overall, the OBMP expense section of the budget totaling \$1,247,798 is 2.4% or \$29,157 above the previous year's "Amended" budget of \$1,218,641.
- During the May 9, 2013 Appropriative Pool meeting, it was approved to add the amount of \$50,000 for an updated Sunding Report. The Non-Ag and Ag Pools have proposed that this cost is to be borne exclusively by the Appropriative Pool.
- Meetings between the Watermaster staff, Wildermuth and Brownstein were held to determine a realistic estimate of working hours, project costs, and if any costs might be reduced or work delayed until next fiscal year.
- The total OBMP Engineering budget for FY 2013/2014 is \$419,748 which is a reduction of \$69,076 or 14.1% from the previous year's "Amended" budget of \$488,824. Note that this amount is only for the OBMP section and not the entire Engineering budget.
- The Watermaster Model Application and Required Demonstrations are budgeted at \$101,000, a reduction from the previous year of \$96,783.
- The "State of the Basin" data analysis and preparation of exhibits and reports is budgeted for \$0 since this activity is done every other year and this is an off year.
- Watermaster's budget for the Brownstein Hyatt Farber Schreck legal expenses within the OBMP section was \$304,750 which is \$46,800 or 18.1% above the previous year's "Amended" budget of \$257,950. The OBMP legal section contains the amounts of \$25,125 for unanticipated legal costs (6907.9) and increased budget costs of \$29,400 for the Chino Airport Plume (6907.32).

OBMP Implementation Project costs:

- Overall, the OBMP Implementation Project expense section of the budget totaling \$3,965,833 is

16.5% or \$784,402 below the previous year's "Amended" budget of \$4,750,235.

- The total Engineering budget for FY 2013/2014 is \$1,405,614 which is a reduction of \$132,733 or 8.6% from the previous year's "Amended" budget of \$1,538,347. Note that this amount is only for the OBMP Implementation Project section and not the entire Engineering budget.
- Salary cost decrease of \$213,551. This is not a true decrease in overall costs but a result of how Watermaster allocates the budgeted salary costs between Administration, OBMP and Implementation Projects. Watermaster utilizes an in-house time and attendance system to capture labor hours by activity. In the FY 2012/2013 budget, the salary allocations were 43% Administration, 17% OBMP and 40% Implementation Projects. For FY 2013/2014 the allocations are budgeted at 57% Administration, 17% OBMP and 26% Implementation Projects (based upon current time and attendance records). Because more allocation and emphasis is geared towards Administration and less on Implementation Projects, the Administrative salary expenses are higher and the Implementation salary costs are lower.
- Allocated G&A Expenditures of \$178,029 decrease. As with the lower salary allocations being charged to the Implementation Projects section, the G&A expenses are also allocated based upon salary percentages. So if the salary allocation decreases on the Implementation Project side and increases on the Administrative side, the G&A allocation of expenses will follow the same trend.
- The budget includes two new accounts (7108.31 and 7108.41) for the Hydraulic Control Monitoring Program Engineering and Laboratory costs of the Prado Basin Habitat Sustainability Program.
- The direct costs from IEUA for the Recharge Basin O&M are provided at \$794,776 which is a reduction of \$39,177 from the prior year of \$833,953.
- Does not provide a budgeted amount of \$300,000 for the Recharge Proof of Concept in account 7209.
- The projected Recharge Improvement Debt Payment due to IEUA in the amount of \$456,093 is budgeted, with no adjustment(s) for previous year's credits.
- Turner Basin Recharge Improvement Project budgeted at \$272,144 less Carryover Funds of \$110,236 = \$161,908 (7690.2).
- San Sevaine Recharge Improvement Project budgeted at \$300,000 (7690.4).
- CB20 Turnout Noise Abatement Improvement Project budgeted at \$80,000 less Carryover Funds of \$58,193 = \$21,807 (7690.5).

In summary, the Revised FY 2013/2014 Budget, as proposed, anticipates a decrease in total budgeted costs of \$80,465 or 0.9% below the previous year's "Amended" budget. The final assessments will be refined when the assessment package is prepared this fall.

After discussions and comments from the participants at both Budget Workshops (April 16, 2013 and April 23, 2013), it was the consensus of the participants in attendance that the Proposed Budget dated April 16, 2013 with Total Expenses of \$6,747,171 and an estimated Assessment amount of \$38.62 was consistent with the previous year's budget and assessment and would be acceptable if brought forward for consideration and approval in May, 2013.

SUNDING REPORT

Nearing the completion of the Budget Workshop #2 discussions on April 23, 2013, when general comments and suggestions were provided to Watermaster staff, there were some of the parties that were interested in updating some of the analysis that Dr. David Sunding had previously created regarding distribution of benefits related to the Peace and Peace II Agreements. Dr. Sunding was contacted and has recently responded to Watermaster's request. Dr. Sunding stated that he took a look at the model

developed to calculate the relative benefits of the Peace II Agreement in the Chino Basin. He has developed a list of some factors that should be updated, including demand projections, rate structures and other factors. Dr. Sunding would modify the previous benefit model by using more current demand projections and rate structures, as well as other parameters specified by Watermaster. He would then recalculate his relative benefit projections using these new assumptions. He would describe the results in a final report, and would also be available for an oral presentation or testimony, as needed. A rough estimate to accomplish these tasks would be \$50,000. The project could be completed within two months.

The current Revised FY 2013/2014 budget of \$6,724,736 includes the amount of \$50,000 for the updated Sunding Report. The cost would be allocated on the same basis as the Appropriative Pool counsel budget, i.e. based on 50% production and 50% operating safe yield share of each party. The Appropriative Pool has requested that the scope of the study is reviewed and approved by the Appropriative Pool before Watermaster proceeds with the study.

ATTACHMENTS

1. Brownstein Hyatt Farber Schreck Budget Worksheet and Memorandum - ATTACHMENT A

ATTACHMENT A

Brownstein Hyatt Farber Schreck

FY 2013-2014 Proposed Budget

April 10, 2013

Account	Description	Note	Total Hours	Labor (Cost)		FY 2013/2014 Budget	FY 2012/2013 Amend. Bdg'l
				Cost			
				Task	Account		
WM Legal Services - Meetings, Business Items, Associated Activities							
6275	Advisory Committee Meetings		8 Hours/Month X 12 Months @ \$350	96	\$ 33,600		
6375	Board Meetings		12 Hours/Month X 12 Months @ \$585	144	\$ 84,240		
8375	Appropriative Pool Meetings		8 Hours/Month X 12 Months @ \$350	96	\$ 33,600		
8475	Agricultural Pool Meetings		8 Hours/Month X 12 Months @ \$350	96	\$ 33,600		
8575	Non-Agricultural Pool Meetings		8 Hours/Month X 12 Months @ \$350	96	\$ 33,600		
	Total for Activity			528	\$ 218,640	\$ 218,640	
6070	WM Legal Services					\$ 234,100	\$ 210,645
6071	Court Coordination		35 Hrs @ \$585, 35 Hrs @ \$350, 20 Hrs @ \$240	90	\$ 37,525		
6072	Annotated Judgment/Rules and Regs		30 Hrs @ \$585, 40 Hrs @ \$350, 20 Hrs @ \$240	90	\$ 36,350		
6073	Personnel Matters		20 Hrs @ \$350	20	\$ 7,000		
6074	Interagency Issues	A	144 Hrs @ \$350	144	\$ 50,400		
6077 ¹	Party Status Maintenance	B	20 Hrs @ \$585, 40 Hrs @ \$350	60	\$ 25,700		
6078	Miscellaneous	C	35 Hrs @ \$585, 35 Hrs @ \$350	70	\$ 32,725		
6078.10	Refresh, Recharge & Reunite			0	\$ -		
6078.2 ¹	Pool Issues Resolution Facilitation		40 Hrs @ \$585, 60 Hrs @ \$350	100	\$ 44,400		
	Total for Activity			574	\$ 234,100	\$ 234,100	
6907.31	S. Archibald Plume					\$ 28,475	\$ 31,800
	S. Archibald Plume		25 Hrs @ \$585, 10 Hrs @ \$510, 25 Hrs @ \$350	60	\$ 28,475		
	Total for Activity			60	\$ 28,475	\$ 28,475	
6907.32	Chino Airport Plume					\$ 61,200	\$ 31,800
	Chino Airport Plume		60 Hrs @ \$585, 10 Hrs @ \$510, 60 Hrs @ \$350	130	\$ 61,200		
	Total for Activity			130	\$ 61,200	\$ 61,200	
6907.33	Desalter/Hydraulic Control Issues					\$ 49,100	\$ 50,100
	Continued CDA Support		40 Hrs @ \$585, 20 Hrs @ \$350	60	\$ 30,400		
	Hydraulic Control	D	20 Hrs @ \$585, 20 Hrs @ \$350	40	\$ 18,700		
	Total for Activity			100	\$ 49,100	\$ 49,100	
6907.34	Santa Ana River Water Rights					\$ 28,400	\$ 23,250
	Water right permits 20753 and 19895		40 Hrs @ \$350, 60 Hrs @ \$240	100	\$ 28,400		
	Total for Activity			100	\$ 28,400	\$ 28,400	
6907.35	Paragraph 31 Motion					\$ -	\$ 17,800
	Continued support of motion and appeals			0	\$ -		
	Total for Activity			0	\$ -	\$ -	
6907.36	Santa Ana River Habitat					\$ 22,500	\$ 11,150
	Santa Ana River Habitat		30 Hrs @ \$350, 50 Hrs @ \$240	80	\$ 22,500		
	Total for Activity			80	\$ 22,500	\$ 22,500	
6907.38	Reg. Water Quality Control Board					\$ 12,850	\$ 11,950
	Legal counsel involvement in ongoing issues		10 Hrs @ \$585, 20 Hrs @ \$350	30	\$ 12,850		
	Total for Activity			30	\$ 12,850	\$ 12,850	
6907.39	Recharge Master Plan					\$ 39,700	\$ 54,500
	Completion & court-filing of 2013 Amendment		20 Hrs @ \$585, 80 Hrs @ \$350	100	\$ 39,700		
	Total for Activity			100	\$ 39,700	\$ 39,700	
6907.40	Storage Agreements					\$ 18,700	\$ 17,800
	Resolution of storage issues		20 Hrs @ \$585, 20 Hrs @ \$350	40	\$ 18,700		
	Total for Activity			40	\$ 18,700	\$ 18,700	
6907.41	Prado Basin Habitat Sustainability					\$ 18,700	\$ 7,800
	Prado Basin Habitat		20 Hrs @ \$585, 20 Hrs @ \$350	40	\$ 18,700		
	Total for Activity			40	\$ 18,700	\$ 18,700	
6907.9	WM Legal Counsel - Unanticipated					\$ 25,125	\$ -
	Miscellaneous		25 Hrs @ \$585, 30 Hrs @ \$350	55	\$ 25,125		
	Total for Activity			55	\$ 25,125	\$ 25,125	
	Total-All Accounts			1,837	\$ 757,490	\$ 757,490	\$ 679,955

- Notes:
- (A) Variety of day-to-day matters that arise throughout the month concerning the Judgment, Rules, agreements, etc.
 - (B) Activities related to clean-up and maintenance of Watermaster's roster of parties and Pool members, along with potential Court filings.
 - (C) Variety of day-to-day activities such as workshop reviews; research Pool membership issues; stormwater and new yield; review agreements and contracts; coordination of ongoing Watermaster projects; review of draft documents; special activities as requested by GM, etc.
 - (D) Includes attorney and witness preparation, hearing attendance and potential post-hearing activities.

¹ Indicates a new account and activity for FY 2013/14 (not budgeted for in previous year)

General Notes:

- Brownstein maintains a 10% discount on all fees over \$100,000 as part of the original contract with Watermaster.
- Rather than attempt to project which budget items would be affected by the 10% discount, and which out-of-pocket cost items might be relevant to which budget items, the budget detail assumes they offset each other.



Memorandum

DATE: April 10, 2013
TO: Watermaster Staff
FROM: Brownstein Hyatt Farber Schreck, LLP
RE: FY13-14 Legal Counsel Budget Detail and Analysis

This worksheet has been prepared at your request so as to provide additional detail regarding the expected legal fees and costs that will be incurred if Watermaster implements its responsibilities under the Judgment, pending Court Orders, including the Peace I and Peace II Agreements and the Optimum Basin Management Program (OBMP). The Nine Member Board is expected to implement these measures. Additional fees and costs may be incurred in connection with actions that are within Watermaster's duties and regulatory authority but outside the control of staff and counsel. That is, Parties to the Judgment and persons not bound by the Judgment may initiate actions that require a response from Watermaster.

This worksheet utilizes the original budget as proposed by legal counsel in April of 2013 so that any reductions in budgeted amount can be made in light of actual projections concerning time and level of activity associated with anticipated budget line items. The experience of Watermaster over the past ten years since Brownstein Hyatt Farber Schreck (Brownstein) was retained as counsel provides a basis for the budget based upon a customary level of activity. These services are included within the budget as requested to provide service as legal counsel to the Board. Thus, the proposed budget amount analyzed below is \$757,490, which includes a roughly \$25,000 allocation for unanticipated expenses.

Budget Assumptions: The number of hours expended to provide the desired level of service is the primary factor in legal counsel expense. The budgeted amount includes reimbursement for out-of-pocket costs that include phone charges, electronic legal research charges, travel costs (including mileage, lodging, etc.) and other incidental costs. While these costs traditionally vary from month to month, they do not constitute a material portion of the budget. Typically, 2-5% of a monthly bill is cost recovery.

Brownstein has represented Watermaster for a decade and consequently, as a matter of Brownstein policy, Watermaster enjoys a continuing and gradually steepening discount against standard rates. In some cases the discount approaches 30%. As a further accommodation to Watermaster and its favored status, Brownstein maintains a 10% discount on all fees over \$100,000 as part of our original contract with Watermaster. When spread over the entirety of the Brownstein fees, this discount results in an approximately 8.5% discount on all fees whenever incurred.

Rather than attempting the detailed analysis that would be required to project which budget items would be affected by this discount, and which out-of-pocket cost items might be relevant to which budget items, the budget detail below uses a simple multiplier of time spent against rates for each attorney. This has the

03935010001640190.4

effect of creating an approximately 6% cushion in the estimates provided below assuming that the cost ration from recent bills is representative (i.e., 8.5% - 2.5% = 6%).

Slater and Herrema are the principal lawyers assigned to the Watermaster matter. Over the years, Slater's activities are generally reserved to Watermaster Board meetings, assignments directed by the Board and task driven.

Definition of "unanticipated expenses": For the purposes of this memorandum, "unanticipated expenses" refers to an amount of money that is budgeted to account for legal issues that may arise post budget approval that were not anticipated in the budget, or to account for underestimates in the budget for the anticipated matters as a result of unforeseen complexity. Historically, the Watermaster budget preference had been to under fund all parts of the budget, including contingency, so as to not create an expectancy of the higher expenditure. Experience suggests that the Watermaster Board and the Parties to the Judgment have been more comfortable with assigning additional revenues to a matter after the actual need has been identified. Such funds whose use requires a Board-approved budget transfer are sometimes identified as "contingency." This analysis uses the term "unanticipated expenses" in the first sense to refer to an amount of money that is budgeted to account for unanticipated expenses.

Watermaster Legal Counsel (6275, 6375, 8375, 8475, 8575)

Detail articulated below includes:

Regular Meeting Attendance	\$218,640
Court Coordination	\$ 37,525
Annotated Judgment/Rules and Regs	\$ 36,350
Personnel Issues	\$ 7,000
Interagency and Miscellaneous	\$ 83,125
Party Status Maintenance (new for FY 2013/14)	\$ 25,700
Appropriative Pool Issue Resolution (new for FY 2013/14)	\$ 44,400
Total:	\$452,740

Regular Meeting Attendance \$218,640

Assumptions: Four meeting days per month staffed by one attorney per meeting. There are occasions when it is necessary to have more than one attorney at a given meeting, in particular at Board meetings, but the Pools have also indicated a desire to reduce the number of Pool meetings that legal counsel attends, so these two factors may balance each other. Assumed hours commitment of 8 hours per meeting inclusive of attendance, travel and preparation. Assumption of regular attendance by Slater at the Board meeting (12 hours x 12 months = 144 hours) and by Herrema at Pools and Advisory Committee (8 hours x 4 pools x 12 months = 384 hours) for an approximate total of \$218,640.

Court Coordination (6071)

Activities:

(1) Regular court hearings. \$37,525

Judge Reichert has indicated a desire to be educated on Watermaster matters, and policy discussions at Watermaster over the past years have suggested that Watermaster should be more proactive about keeping the Court informed of ongoing Watermaster matters. Past discussion has suggested it would be beneficial to have quarterly status conferences with the Court. At least two other budget activities described below include Court approval hearings, so this item is budgeted at two additional hearings. Given that Court hearings require more preparation than regular monthly meetings, this category assumed an hours commitment of 35 hours per hearing inclusive of attendance, travel and preparation of reports or other filings. This category assumes one attorney per hearing, though it is often

necessary to staff a hearing with more than one attorney. Responsibility for this task is shared equally between Slater (35 hours) and Herrema (35 hours) with assistance from Drake (20 hours) for an approximate total of \$37,525.

(2) Annotated Judgment/Updated Rules and Regulations (6072) \$36,350

The Judgment, rules and regulations will be fully annotated and the rules and regulations will be conformed to account for updates and changes made during the Peace II process. It is anticipated that some portion of the work can be done by an associate attorney Ryan Drake (20 hours) or an equivalent billing attorney and the rest of the responsibility will be shared equally by Slater (30 hours) and Herrema (40 hours) for an approximate total of \$36,350.

Personnel (6073)

\$7,000

It is not anticipated that any significant personnel issues will arise in FY 2013-14, though some level of activity is the norm in any year. Thus, we have proposed a nominal budget for this item for Herrema or an equivalent billing attorney of 20 hours, and an approximate total of \$7,000.

Interagency Issues and Miscellaneous (6074 and 6078)

\$83,125

There are always a variety of day-to-day matters that arise throughout a month concerning questions that require interpretation of the Judgment, Rules, agreements, etc. Included with this is legal counsel input to monthly agenda planning. Time assumption is 3 hours per week and it is assumed that Herrema (12 hours x 12 months = 144 hours) is the attorney responsible for these matters, with an approximate cost of \$50,400.

To the extent that agreements between the parties arise, there will likely be a nominal involvement from legal counsel. In addition, it is likely that a number of interagency agreements will be required in FY 2013-14 as in past years. These activities assume equal involvement from Slater (35 hours) and Herrema (35 hours) for an approximate total of \$32,725.

Party Status Maintenance (6077)

\$25,700

This is a new account activity for FY 2013/14. Over the past few years, the Pools and Watermaster staff have identified matters to be cleaned up in regard to the maintenance of Watermaster's roster of parties and Pool members. The proposed budget assumes working with Watermaster staff to undertake this clean up, including potential Court filings, as needed. The proposed budget assumes that Herrema will be the primary attorney assigned to this task (40 hours) with input from Slater (20 hours), for an approximate total of \$25,700.

Pool Issues Resolution Facilitation (6078.20)

\$44,400

This is a new account activity for FY 2013/2014. The Appropriate Pool initially requested that Watermaster staff and legal counsel be made available to assist in the identification and resolution of issues affecting the Pools. The first step in this process was the March 2013 Refresh, Recharge and Reunite event, but it is anticipated that the Pools will desire further assistance in the resolution of the issues identified in that process. The anticipated work includes issue identification, facilitation within the Pools, and facilitation and coordination among the Pools. The proposed budget assumes involvement by both Slater (40 hours) and Herrema (60 hours) for an approximate total of \$44,400.

S. Archibald Plume (6907.31)

\$28,475

Proposed budget assumes that Slater will be the primary attorney assigned to the task of ABGL facilitation (25 hours) with input from Mark Mathews (10 hours) and involvement from Herrema (25 hours) for an approximate total of \$28,475.

Chino Airport Plume (6907.32)

\$61,200

In early 2013, CDA filed with the Watermaster Board a request that Watermaster take action to secure an order of the Watermaster Court directing the County of San Bernardino and the County of San Bernardino Department of Airports (collectively, the "County") to either remediate, or reimburse CDA for its costs incurred and to be incurred to remediate, the Chino Airport Groundwater Plume. It is anticipated that whatever action Watermaster determines to take, there will be associated costs of negotiations among CDA, Watermaster and the County, as well as a process before the Watermaster Court. The proposed budget assumes staffing primarily by Slater (60 hours) with input from Mathews (10 hours) and Herrema (60 hours) for an approximate total of \$61,200.

Desalter/Hydraulic Control Issues (6907.33)

\$49,100

Regional Water Quality Control Board (6907.38)

\$12,850

Given the significance of the Desalter and Hydraulic Control issues to the OBMP, legal counsel believes it is appropriate to expect significant activity on this issue continuing into FY 2013-14. Given his participation in the CDA facilitation, Slater will be the primary attorney (60 hours) with assistance from Herrema (40 hours), for an approximate total of \$49,100. Regarding the Regional Water Quality Control Board, Slater will provide (10 hours) and Herrema (20 hours) for an approximate total of \$12,850.

Santa Ana River Water Rights (6907.34)

\$28,400

Legal counsel is currently completing a process to extend the time in which Watermaster must seek to license its water right permit numbers 19895 and 20753. It is hoped that the extension for 20753 will be resolved in FY 2013-14, and the only remaining process on this permit will be whatever follow-up interaction with staff is needed following action by the SWRCB. However, once this permit is complete it will be necessary to pursue a similar process with regard to permit 19895. Watermaster additionally is required to complete annual reporting to the Department of Fish and Game and the SWRCB regarding its diversions under its permit 21225. In addition, given the history on the Santa Ana River it is prudent to account for some level of activity with regard to water rights on the River.

Work under this budget item is split 40% Herrema (40 hours) and 60% Drake (60 hours) for an approximate total of \$28,400.

Santa Ana River Habitat (6907.36)

\$22,500

The Board has shown an interest in continuing to be kept abreast of developments in the ongoing litigation regarding the designation of critical habitat for the Santa Ana sucker. Watermaster previously submitted comment letters during the development of the critical habitat designation. The appeal is presently pending before the Ninth Circuit Court of Appeal and could reach the United States Supreme Court in 2014. It is anticipated that Herrema will provide (30 hours) and Drake (50 hours) for an approximate total of \$22,500.

Recharge Master Plan (6907.39)

\$39,700

At present, Watermaster intends to complete its Court-ordered Amendment to the 2010 Recharge Master Plan Update in the fall of 2013. This will involve agreement on a financing and implementation plan for the recharge projects that are selected to go forward. The final 2013 Amendment will require filing with the Court and Court approval. At the time of Court approval of the 2010 RMPU, Watermaster indicated to the Court that IEUA had not yet approved it, and would wait for further information made available through the 2011 UWMPs to make its decision. Thus, the Court's approval process will need to follow the requirements of Condition Subsequent Number 8.

We have proposed a time allocation with involvement by Slater (20 hours) and Herrema (80 hours) for an approximate total of \$39,700.

Storage Agreements (6907.40)

\$18,700

At present, there are no existing agreements that would allow water to be placed into local storage in the Basin. There are pending applications for storage agreements that have not been processed, pending resolution of issues related to the cap on the amount of water that may be placed into local storage. Various groups of parties have requested that these issues be addressed. In addressing these issues, it is anticipated that Slater will provide (20 hours) and Herrema (20 hours) for an approximate total of \$18,700.

Prado Basin Habitat Sustainability (6907.41)

\$18,700

The Peace II Subsequent Environmental Impact Report includes mitigation requirements as to the development of a Prado Basin Habitat Sustainability Committee and Program be developed. Watermaster and the IEUA have entered into a cost sharing agreement as to the required mitigation and Watermaster will have ongoing obligations thereunder. It is anticipated that Slater will provide (20 hours) and Herrema (20 hours) for an approximate total of \$18,700.

Unanticipated Expenses (6907.9)

\$25,125

Regarding the unanticipated expenses that may occur during the year (please see the discussion on page 1, above), Slater has been budgeted at (25 hours) and Herrema is budgeted (30 hours) for an approximate total of \$25,125.

ATTACHMENT B

Table 2 Engineering Budget for Watermaster FY 2013/14
Comparison with FY 2012/13

Description	FY13/14 Proposed Budget	FY12/13 Approved Budget	FY12/13 Amended Budget	Net Change - Proposed Budget	Notes
6900 Optimum Basin Mgmt. Program	\$419,748	\$444,369	\$488,824	(\$69,076)	
6906 OBMP Engineering					
Attend Watermaster Meetings	\$99,256	\$69,509	\$32,509	\$66,747	a
Material Physical Injury Requests, Other	\$35,520	\$23,632	\$23,632	\$11,888	b
Misc. Data and GM Requests	\$91,480	\$94,424	\$62,424	\$29,056	c
Water Rights Compliance Monitoring	\$24,192	\$24,064	\$21,564	\$2,628	d
Project Management	\$22,800	\$23,388	\$27,388	(\$4,588)	
Watermaster Model Application and Required Demonstrations	\$101,000	\$99,828	\$197,783	(\$96,783)	
Support for Appropriative Pool Issue Resolution	\$45,500	\$0	\$0	\$45,500	e
State of the Basin	\$0	\$109,524	\$123,524	(\$123,524)	
7100 Program Element 1: Comprehensive Monitoring Program	\$1,007,261	\$1,268,285	\$1,180,411	(\$173,150)	
7101 Production Monitoring Program	\$0	\$0	\$0	\$0	
7103 Groundwater Quality Monitoring Program	\$129,668	\$105,624	\$105,384	\$24,284	f
7104 Groundwater Level Monitoring Program	\$221,265	\$216,321	\$181,397	\$39,868	g
7107 Basin-Wide Ground Level Monitoring Program	\$142,377	\$293,942	\$278,432	(\$136,055)	
7107 MZ-1 Ground Level Monitoring Program	\$204,928	\$227,179	\$242,179	(\$37,251)	
7108 Hydraulic Control Monitoring Program	\$151,989	\$203,679	\$169,019	(\$17,030)	
7108.31 Hydraulic Control Monitoring Program - Engineering - PBHSP	\$56,175	\$0	\$0	\$56,175	h
7108.41 Hydraulic Control Monitoring Program - Laboratory - PBHSP	\$48,260	\$0	\$0	\$48,260	h
7108.7 Prado Basin Habitat Monitoring Well Design and Construction	\$31,599	\$200,000	\$200,000	(\$168,401)	
7109 Recharge and Well Monitoring Program	\$21,000	\$21,540	\$4,000	\$17,000	i
7200 Program Element 2: Comprehensive Recharge Program	\$139,364	\$100,016	\$210,055	(\$70,691)	
7202.2 GRCC Meetings	\$21,324	\$0	\$0	\$21,324	j
7202.3 Implementation	\$118,040	\$100,016	\$210,055	(\$92,015)	
7300 Program Elements 3 & 5: Water Supply Plan - Desalter	\$39,584	\$30,344	\$30,344	\$9,240	
7303 Engineering Services	\$39,584	\$30,344	\$30,344	\$9,240	k
7400 Program Element 4: Mgmt. Zone Strategies	\$96,445	\$67,062	\$67,066	\$29,379	
7402 Engineering Services	\$96,445	\$67,062	\$67,066	\$29,379	l
7500 Program Elements 6 & 7: Coop Efforts/Salt Mgmt.	\$100,880	\$60,956	\$50,471	\$50,409	
7502 Engineering Services	\$100,880	\$60,956	\$50,471	\$50,409	m
7600 Program Elements 8 & 9: Storage Mgmt./Conj. Use	\$22,080	\$11,328	\$0	\$22,080	
7602 Engineering Services	\$22,080	\$11,328	\$0	\$22,080	n
Totals	\$1,825,362	\$1,982,360	\$2,027,171	(\$201,809)	

- a The budget amount in this line item provides the Watermaster GM with the flexibility to have WEI technical staff to attend (and if necessary prepare presentations) the monthly Watermaster process meetings (and if necessary prepare presentations) every month during the year.
- b This line item was increased in anticipation of additional MPI analyses and the completion of the GE injection well MPI analysis.
- c Watermaster has experienced an increase in data requests and anticipates a continued increase in requests.
- d The original budget was reduced to the revised budget amount for FY 2012/13 because much of the data needed for the analysis was collected for the HCMP surface water monitoring program or for the State of the Basin report. The HCMP surface water monitoring program has been discontinued and the State of the Basin report is biennial and will not be completed during FY 2013/14. The additional budget for FY 2012/13 over the FY 2012/13 revised budget is to cover collection, processing, and review of the surface water data needed to prepare the annual report pursuant to Term 20 of the Chino Basin Watermaster's Water Rights
- e This is a new budget line item created by the Watermaster GM. Watermaster anticipates the need for technical support to help the Appropriative pool issue resolution process.
- f Characterization of groundwater quality conditions and trends is required in years the State of the Basin report is not produced. The State of the Basin report is biennial and will not be completed during FY 2013/14. The FY 2013/14 includes approximately \$25,300 additional budget over the in FY 2012/13 budget to complete this effort.

**Table 2 Engineering Budget for Watermaster FY 2013/14
Comparison with FY 2012/13**

-
- g Characterization of groundwater level and storage conditions and trends is required in years the State of the Basin report is not produced. The State of the Basin report is biennial and will not be completed during FY 2013/14. The FY 2013/14 includes approximately \$21,000 additional budget over the FY 2012/13 budget to complete this effort. Historically, monitoring wells have required some redevelopment or repair, however, in FY 2012/13 there has been no need for this work to date. Each year WEI labor and \$10,000 for Contract Services is included in the budget as contingency to redevelop or repair existing HCMP and NAWQA monitoring wells, if needed. Typically, the transducers in Watermaster's water level monitoring network require periodic troubleshooting and maintenance. Very little troubleshooting and maintenance was necessary during FY 2012/13 to date, reducing labor costs. A more typical level of troubleshooting and maintenance is anticipated during FY2013/14 so budget of about \$8,900 in labor costs is included for transducer monitoring programs in the Basin.
- h This is a new budget line item created by the Watermaster pursuant to its involvement in new monitoring activities pursuant to monitoring and mitigation requirements of the Peace II CEQA SEIR (Biological Resources/Land Use & Planning—Section 4.4-3).
- i The Inland Empire Utilities Agency (IEUA) and Watermaster are required to submit certain reports pursuant to their joint recharge permit issued by the Regional Board for the Chino Basin Recycled Water Groundwater Recharge Program (RWGRP). Watermaster prepares reports pertaining to the Hydraulic Control Monitoring Program with IEUA review and IEUA prepares reports pertaining to the RWGRP with Watermaster review. Watermaster has reviewed these reports internally for the past two years, but is tasking WEI with the reviews in FY 2013/14. The engineering budget for FY 2013/2014 has increased due to this tasking but the overall Watermaster budget for report review is slightly less than the original FY 2012/2013 budget.
- j This is a new budget line item created by the Watermaster to review drafts of the updated recharge operations manual that will be prepared by IEUA.
- k Costs are projected to increase slightly as the CDA investigates alternative well sites beyond the Chino Creek well field and potentially groundwater modeling work to investigate achievement of hydraulic control.
- l InSAR data has shown long-term subsidence of one foot since 1992 in the Pomona Area, southeast of the San Jose Fault. Pursuant to the requirements of the MZ-1 Plan, on March 19, 2013 the Land Subsidence Committee recommended that new benchmarks be installed across the Pomona Area and San Jose Fault and that an initial survey of the benchmarks be performed during fiscal year 2013/14. Elevation at each benchmark will be surveyed and EDM will be performed at benchmarks across the Fault. The surveys will provide baseline data for future ground level monitoring at the new benchmarks.
- m Costs are projected to increase as follows:
- Water Quality Committee Meetings. The budget for this subtask was reduced from \$25,108 to \$10,480. The budget assumes two meetings in FY 2013/2014 versus quarterly meetings assumed in the FY 2012/13 budget.
 - As-needed consulting for Chino Airport, Archibald South and Other Plumes. The budget for this subtask was increased from \$30,760 to \$60,200. The additional cost is for WEI to monitor, analyze and report to Watermaster the Alumax TDS plume, the Kaiser Steel Mill VOC plume, and the CCG Ontario hexavalent chromium plume. The level of activity for the Chino Airport VOC plume, the Archibald South VOC plume, and the Rialto-Colton perchlorate plume is assumed to be about the same.
 - GeoTracker and EnviroStor Sites. This is a new subtask with a budget of \$30,200. WEI will review the Regional Board's GeoTracker database and DTSC's EnviroStor database every two years to determine if there are new sites that have impacted groundwater in Chino Basin. WEI will report findings to Watermaster and inform Watermaster of any concerns, alternate interpretations, and potential impacts to water quality in the Chino Basin.
- n The Watermaster GM requested that this line item be increased to enable WEI to provide technical support for discussions related to storage management in the Chino Basin.

Engineering Budget Summary Fiscal Year 2013/14

Introduction

During the preparation of the fiscal year (FY) 2011/12 Watermaster budget, the Appropriative pool asked Watermaster staff to review all proposed engineering work and provide descriptions of the rationale for the work, its scope and the deliverables. Further, the Appropriative pool asked Watermaster staff to use its best efforts to estimate the minimum budget required to accomplish a task in the budget year with the idea that some work could be deferred to the subsequent year and result in a lower assessment in the budget year. The work that could be deferred was characterized as discretionary in the budget year. This practice was continued with the preparation of the FY 2012/13 budget and is included in current budget plan for FY2013/14. The precise meaning of the word *discretionary* as applied to each line item is described in a footnote for each line item where applicable.



Engineering Budget Summary - Fiscal Year 2013/14

Page 2 of 28

6906 - OBMP General Engineering:

Attend Watermaster Meetings

	Required	Discretionary ¹	Recommended
Consultant	\$47,712	\$47,712	\$95,424
ODCs	\$1,916	\$1,916	\$3,832
Outside Professionals			
Total	\$49,628	\$49,628	\$99,256

Rationale

Watermaster General Manager and/or the Watermaster Board may direct the consultant to prepare for and attend the following meetings.

- Watermaster Advisory Committee and Board meetings.
- Agricultural Pool meeting.
- Appropriative and Overlying Non-Agricultural Pools meeting.
- Other general meetings as requested by Watermaster's General Manager or Board.

For each of the meetings, the Consultant will prepare engineering updates with supporting maps, charts, tables, handouts, and PowerPoint presentations, as appropriate.

Scope of Work

See rationale.

Deliverables

Consultant will deliver to Watermaster on the meeting date, the following:

- Attendance at the meetings.
- Maps, charts, tables, handouts, and PowerPoint presentations prepared by the consultant.

¹ Discretionary as used in this line item refers to attendance at more than half the monthly Watermaster process meetings. The required budget will cover six months of meeting attendance by the consultant. The discretionary budget would cover attendance at up to six additional months. It is currently not knowable how many meetings will need to be attended by the consultant.



Engineering Budget Summary - Fiscal Year 2013/14

6906 - OBMP General Engineering:

Material Physical Injury Requests, Others

	Required	Discretionary	Recommended
Consultant	\$35,520		\$35,520
ODCs			
Outside			
Professionals			
Total	\$35,520		\$35,520

Rationale

At the direction of the Watermaster General Manager, the consultant will conduct a material physical injury analysis for each transfer application, storage application, recharge application or as otherwise directed by Watermaster and pursuant to the Peace Agreement and the Rules and Regulations.

Scope of Work

This task is to provide outside engineering services to assist Watermaster staff in the evaluation of transfer, storage and recharge applications. Occasionally Watermaster staff requires outside engineering services in the evaluation of these transfers.

Deliverables

The deliverables for this work will be defined by the specific Watermaster staff request.



Engineering Budget Summary – Fiscal Year 2013/14

Page 4 of 28

6906 – OBMP General Engineering:

Miscellaneous General Manager and Data Requests – From Watermaster Staff

	Required	Discretionary ²	Recommended
Consultant	\$30,220	\$30,220	\$60,440
ODCs	\$500	\$500	\$1,000
Outside Professionals			
Total	\$30,720	\$30,720	\$61,440

Rationale

Watermaster General Manager and/or Watermaster staff may direct the consultant to perform specific technical analyses that were not anticipated in the budget or to respond to data requests from Watermaster staff.

Scope of Work

Consultant shall perform the following tasks:

- Ad hoc analyses requested by the Watermaster General Manager.
- Fulfill requests from the Watermaster General Manager, including the preparation of PowerPoint presentations, maps, charts, and technical reports. Work with Watermaster staff on the preparation of the Annual Report, etc.
- Fulfill requests for hydrologic data, model files, PowerPoint presentations, maps, charts, technical reports, etc. requested by Watermaster staff.

Deliverables

Consultant shall deliver to Watermaster the data-request deliverables and other PowerPoint presentations, maps, charts, and technical reports, as requested.

² The cost for the consultant to respond to Watermaster General Manager data requests is currently not knowable. The recommended budget estimate is based on prior years' experience and potential new efforts related to the safe yield redetermination, new yield and water-quality controversies.



Engineering Budget Summary – Fiscal Year 2013/14

6906.2 – OBMP General Engineering:

Miscellaneous General Manager and Data Requests – From Watermaster Parties and non-Watermaster Entities

	Required	Discretionary ³	Recommended
Consultant	\$15,020	\$15,020	\$30,040
ODCs			
Outside			
Professionals			
Total	\$15,020	\$15,020	\$30,040

Rationale

Watermaster General Manager and/or Watermaster staff may direct the consultant to perform specific technical analyses that were not anticipated in the budget to respond to data requests from Watermaster parties and non-Watermaster entities.

Scope of Work

Consultant shall perform the following tasks:

- Ad hoc analyses requested by Watermaster parties and non-Watermaster entities as directed by the Watermaster General Manager.
- Fulfill requests for hydrologic data, model files, PowerPoint presentations, maps, charts, technical reports, etc. requested by Watermaster parties or non-Watermaster entities as directed by the Watermaster General Manager.

Deliverables

Consultant shall deliver to Watermaster the data-request deliverables and other PowerPoint presentations, maps, charts, and technical reports, as requested.

³ The cost for the consultant to respond to Watermaster General Manager data requests from the Watermaster parties and others (as directed by the Watermaster General Manager) is currently not knowable. The recommended budget estimate was based on prior years' experience and potential new efforts related the safe yield redetermination, new yield and water-quality controversies.



6906 - OBMP General Engineering:

Water Rights Compliance Monitoring

	Required	Discretionary	Recommended
Consultant	\$24,192		\$24,192
ODCs			
Outside Professionals			
Total	\$24,192		\$24,192

Rationale

This work is required in Watermaster's permit issued by the State Water Resources Control Board (Permit No. 21225).

Scope of Work

This task includes engineering services to prepare a specialized hydrologic assessment of the relative impacts of the diversions of storm water to recharge by Watermaster pursuant to the Watermaster's permit issued by the State Water Resources Control Board. Specifically, the work involves estimating the discharge to the Santa Ana River from its tributaries that flow across the Chino Basin and where storm water is diverted for recharge. The discharge from these tributaries to the Santa Ana River is estimated with and without the Watermaster diversions to recharge, and the relative changes in discharge are computed. This work is not discretionary.

Deliverables

Consultant shall deliver to Watermaster the following:

- A report summarizing the difference in discharges in tributaries to the Santa Ana River with and without Watermaster diversions for recharge, which Watermaster reviews and forwards to the State Water Resources Control Board by October 1, 2013.



Engineering Budget Summary – Fiscal Year 2013/14

Page 7 of 28

6906 – OBMP General Engineering:

Project Management

	Required	Discretionary	Recommended
Consultant	\$22,800		\$22,800
ODCs			
Outside			
Professionals			
Total	\$22,800		\$22,800

Rationale

This task is for routine project management and preparation of quarterly estimated-cost-at-completion reports.

Scope of Work

The consultant shall perform routine project management services including:

- Update the Integrated Schedule Budget Management (ISBM) system.
- Analyze staffing requirements and made assignments for various tasks.
- Review the schedules of deliverables.
- Prepare the Estimated Cost at Completion (ECAC) and Earned Value (EV) estimates.

Deliverables

Consultant will deliver to Watermaster the following:

- Summary of costs to date, ECACs, and estimates of progress on a task-by-task basis.



6906.1 - OBMP General Engineering:

Watermaster Model Update and Required Demonstrations

	Required	Discretionary ⁴	Recommended
Consultant	\$50,000	\$50,000	\$100,000
ODCs	\$500	\$500	\$1,000
Outside Professionals			
Total	\$50,500	\$50,500	\$101,000

Rationale

Watermaster has updated its groundwater model during FY 2012/13 to make certain demonstrations and will have received a draft report by the end of FY 2012/13. The demonstrations provided for during FY 2012/13 include:

- Completion of the Safe Yield Estimate,
- Evaluation New Yield Created by the Desalters and Reoperation
- Evaluation of the State of Hydraulic Control,
- Evaluation of the Balance of Recharge and Discharge,
- Evaluation Storage Losses, and
- Evaluation of the Cumulative Effects of Transfers.

The work proposed herein is to conduct a series of workshops, model sensitivity analysis as requested by the Watermaster General Manager, and to complete the documentation of the work and its findings. Watermaster staff may include the findings of this work (specifically the estimate of safe yield and new yield created by the desalters and reoperation) in the FY 2013/14 assessment package.

Scope of Work

The scope of work assumes that Consultant will produce a draft report in June 2013 and workshops on the required demonstrations during May and June. Watermaster staff and Consultant expect significant comments on assumptions and findings. Sensitivity analyses will be undertaken and presented to the Watermaster Parties either during the regular Watermaster Process meetings or at a workshop. Consultant will subsequently finalize the report at the direction of the Watermaster General Manager.

Deliverables

The deliverables of this work will be one to two workshops to present the results of the sensitivity analyses and the final technical report.

⁴ The required budget estimate will cover the preparation of one workshop and the finalization of the report to document the model development and the required demonstrations. The discretionary budget estimate will cover any additional work requested by the Watermaster such as sensitivity analyses and the modeling of up to two additional scenarios that the Watermaster wants to investigate and include in the final report.



Engineering Budget Summary - Fiscal Year 2013/14

Page 9 of 28

6906 - OBMP General Engineering:

Support for Appropriative Pool Issue Resolution

	Required	Discretionary	Recommended
Consultant	\$45,000		\$45,000
ODCs Outside Professionals	\$500		\$500
Total	\$45,500		\$45,500

Rationale

The Appropriative Pool parties are currently working on issues that may require technical support to resolve. The work anticipated herein would consist of the Appropriative Pool parties framing specific technical questions and the preparation of responses to the questions.

Scope of Work

The consultant shall perform the following solely at the discretion of the Watermaster General Manager:

- Verify the question and prepare an estimate of the cost required to answer the question.
- Upon direction by from the General Manager complete technical investigation to answer the question and prepare documentation.

Deliverables

Consultant will deliver to Watermaster the following:

- A draft and final letter report for each specific assignment



7103.3 – Groundwater-Quality Monitoring Program:

Engineering Services

	Required	Discretionary ⁵	Recommended
Consultant	\$70,290	\$20,296	\$90,586
ODCs	\$294		\$294
Outside Professionals	\$38,788		\$38,788 ⁶
Total	\$109,372	\$20,296	\$129,668

Rationale

The OBMP, the Peace Agreements, and the Implementation Plan all call for a key well monitoring program for groundwater quality as part of Program Element 1⁷. The data generated in Program Element 1 are used for the Biennial State of the Basin Report, the Hydraulic Control Monitoring Program Report, the Chino Basin Model, and the Triennial Ambient Water Quality Recomputation. The latter program is required by the Basin Plan⁸, is administered by the Santa Ana Watershed Project Authority (SAWPA), and provides water-quality and water-level data to the Basin Monitoring Program Task Force.

Scope of Work

Consultant shall perform the following tasks:

- Assist Watermaster staff in conducting annual sampling at approximately 50 private wells between July and October 2013. Sub-tasks include:
 - Annual re-evaluation of the wells to sample for the key well program.

⁵ The discretionary budget estimate is based on prior years' experience and will cover any additional work requested by the Watermaster to investigate questions or issues related to water quality.

⁶ Eaton Analytical Laboratories (formerly MWH Laboratories) costs are presented herein – invoices are paid directly by Watermaster.

⁷ OBMP Program Element 1—Develop and Implement Comprehensive Monitoring Program

⁸ Basin Plan: "No later than June 23, 2005, Orange County Water District, Irvine Ranch Water District, Inland Empire Utilities Agency, Chino Basin Watermaster, City of Riverside, City of Corona, Elsinore Valley Municipal Water District, Eastern Municipal Water District, City of Colton, City of San Bernardino Municipal Water Department, City of Redlands, Jurupa Community Services District, Western Riverside County Regional Wastewater Authority, Lee Lake Water District, Yucaipa Valley Water District, City of Beaumont, the San Timoteo Watershed Management Authority and the City of Rialto shall submit to the Regional Board for approval, a proposed watershed-wide TDS and nitrogen monitoring program that will provide data necessary to review and update the TDS/nitrogen management plan. Data to be collected and analyzed shall address, at a minimum: (1) determination of current ambient quality in groundwater management zones; (2) determination of compliance with TDS and nitrate-nitrogen objectives for the management zones; (3) evaluation of assimilative capacity findings for groundwater management zones; and (4) assessment of the effects of recharge of surface water POTW discharges on the quality of affected groundwater management zones. The determination of current ambient quality shall be accomplished using methodology consistent with that employed by the Nitrogen/TDS Task Force (20-year running averages) to develop the TDS and nitrogen water quality objectives included in this Basin Plan. [Ref. 1] The determination of current ambient groundwater quality throughout the watershed must be reported by July 1, 2005, and, at a minimum, every three years thereafter."



7104.3 - Groundwater-Level Monitoring Program:

Engineering Services

	Required	Discretionary ¹⁰	Recommended
Consultant	\$166,800	\$20,296	\$187,096
ODCs	\$24,169	\$0	\$24,169
Outside Professionals	\$10,000	\$0	\$10,000
Total	\$200,969	\$20,296	\$221,265

Rationale

The OBMP, the Peace Agreements, and the Implementation Plan all call for a key well monitoring program for groundwater levels as part of Program Element 1. The data generated in Program Element 1 are used for the Biennial State of the Basin Report, the Hydraulic Control Monitoring Program Report, the Chino Basin model, subsidence monitoring, safe yield analyses, evaluating impacts of the desalter pumping on nearby private wells, the California Statewide Groundwater Elevation Monitoring (CASGEM) Program¹¹, and the Triennial Ambient Water Quality Recomputation. The latter program is required by the Basin Plan¹², is administered by the Santa Ana Watershed Project Authority (SAWPA), and provides water-quality and water-level data to the Basin Monitoring Program Task Force.

¹⁰ The discretionary budget estimate is based on prior years' experience and will cover any additional work requested by the Watermaster to investigate questions or issues related to water levels and storage.

¹¹ The California Department of Water Resources (DWR) developed the CASGEM Program in accordance with California State Senate Bill SB 6, which was passed in November 2009. CASGEM is a comprehensive groundwater elevation monitoring program that utilizes locally implemented monitoring programs to track seasonal and long-term groundwater elevations in the state's alluvial groundwater basins and subbasins, as defined in DWR Bulletin 118. Pursuant to California Water Code Section 10927, Watermaster submitted an application to the DWR in the fall of 2010 to become the monitoring entity for the Chino and Cucamonga Groundwater Subbasins.

¹² Basin Plan: "No later than June 23, 2005, Orange County Water District, Irvine Ranch Water District, Inland Empire Utilities Agency, Chino Basin Watermaster, City of Riverside, City of Corona, Elsinore Valley Municipal Water District, Eastern Municipal Water District, City of Colton, City of San Bernardino Municipal Water Department, City of Redlands, Jurupa Community Services District, Western Riverside County Regional Wastewater Authority, Lee Lake Water District, Yucaipa Valley Water District, City of Beaumont, the San Timoteo Watershed Management Authority and the City of Rialto shall submit to the Regional Board for approval, a proposed watershed-wide TDS and nitrogen monitoring program that will provide data necessary to review and update the TDS/nitrogen management plan. Data to be collected and analyzed shall address, at a minimum: (1) determination of current ambient quality in groundwater management zones; (2) determination of compliance with TDS and nitrate-nitrogen objectives for the management zones; (3) evaluation of assimilative capacity findings for groundwater management zones; and (4) assessment of the effects of recharge of surface water POTW discharges on the quality of affected groundwater management zones. The determination of current ambient quality shall be accomplished using methodology consistent with that employed by the Nitrogen/TDS Task Force (20-year running averages) to develop the TDS and nitrogen water quality objectives included in this Basin Plan. [Ref. 1] The determination of current ambient groundwater quality throughout the watershed must be reported by July 1, 2005, and, at a minimum, every three years thereafter."



Scope of Work

Consultant shall perform the following tasks:

- Collect and compile groundwater-level measurements from about 900 wells. Of the 900 wells, about 82 wells are measured monthly by consultant and about 110 wells are equipped with transducers that are visited and downloaded quarterly by consultant and Watermaster field staff¹³. Groundwater levels are measured at about 475 wells by cooperators and the data are subsequently provided to the consultant. Groundwater levels are measured at about 225 by Overlying Non-ag pool and Appropriative pool Parties and the data are subsequently provided to Watermaster staff and the consultant. All data are checked for reasonableness with regard to historical data at the well, converted from depth-to-water to groundwater-level elevation, and compiled into a centralized database. Sub-tasks include:
 - Schedule the field work for consultant field staff.
 - Perform the field work. The field work follows the Standard Operating Procedures (SOPs) and the Quality Assurance Project Plan (QAPP) defined in the 2012 HCMP Work Plan.
 - Process, QA/QC, and upload manual water-level measurements to HydroDaVE.
 - Process, QA/QC, and upload transducer data downloaded quarterly by consultant staff into HydroDaVE.
 - Process, QA/QC, and upload cooperator water-level measurements collected by the consultant to HydroDaVE
 - Process, QA/QC, and upload transducer data downloaded quarterly by Watermaster staff, and Overlying Non-ag pool and Appropriative pool water-level measurements collected by Watermaster staff into HydroDaVE.
 - Annual re-evaluation of the key well program due to abandoned and destroyed wells.
 - Submittal of water level data collected at 37 wells to the CASGEM program on a bi-annual basis.
- Characterize groundwater level conditions and trends. Subtasks include:
 - Create time-series charts of groundwater elevations.
 - Create maps showing groundwater elevation.

Deliverables

Consultant shall deliver to Watermaster no later than the date or dates indicated, the following:

- All available groundwater-level data as of March 31, 2014 collected manually in the field, downloaded from transducers, and collected from appropriators in the Chino Basin, are uploaded into HydroDaVE by June 30, 2014.
- Time-series charts of groundwater-levels at wells in Chino Basin and maps showing groundwater-level elevation contours for 2013. These charts and maps will be prepared by June 2014 and will be used to assess hydraulic control, basin-wide groundwater elevations, and trends in groundwater levels. Other special studies of groundwater elevation during a year when there is no characterization of groundwater elevation for the State of the Basin Report would be included in this task.¹⁴

¹³ Currently, the consultant downloads transducer data from monitoring wells associated with the Recycled Water Groundwater Recharge Program. This work should be done by IEUA staff under the "Bright Line Agreement."

¹⁴ The State of the Basin Report is prepared every two years, which includes detailed maps and figures of basin-wide groundwater-elevation contours, groundwater-elevation contours of the southern Chino Basin for



7107 – Ground-Level Monitoring Program:

Engineering Services

	Required	Discretionary ¹⁵	Carry Over	Recommended
Consultant	\$57,440	\$2,840	\$19,518	\$79,798
ODCs	\$14,130			\$14,130
Outside Professionals	\$217,895	\$55,000	\$129,936	\$402,831
Total	\$289,465	\$57,840	\$149,454	\$496,759

Rationale

Program Element 4 of the OBMP states that land subsidence and ground fissuring in MZ1 are not acceptable and, to the extent that the cause is pumping in MZ1, should be managed to tolerable levels. Watermaster conducts a ground-motion monitoring program to support Program Element 4 per the requirements of the Peace Agreement, the subsequently developed Court-approved MZ1 Subsidence Management Plan (MZ1 Plan), and the monitoring and mitigation requirements of the Peace II California Environmental Quality Act (CEQA) Supplemental Environmental Impact Report (SEIR).

Scope of Work

Consultant shall perform the following tasks:

- Maintain and replace (if necessary) the existing monitoring equipment at extensometers and wells in MZ1 – *Required by MZ1 Plan*
- Download, check, and store monitoring data from extensometers, wells, and recharge activities in MZ1 – *Required by MZ1 Plan*
- Conduct pumping test in MZ1 Managed Area – *Required by MZ1 Plan*
- Conduct an ASR pilot test in MZ1 Managed Area – *Required by MZ1 Plan*
- Conduct ground-level surveys:
 - MZ1 Managed Area – *Required by MZ1 Plan*
 - CCWF Area – *Recommended by the Land Subsidence Committee as a means to comply with Watermaster’s obligations contained in the monitoring and mitigation requirements in the Final Peace II SEIR. Discretionary as to approach. Discretionary for this fiscal year.¹⁶*
 - Pomona Area – *Discretionary for this fiscal year.*
- Conduct InSAR monitoring across Chino Basin – *Required by MZ1 Plan*

Deliverables

Consultant shall deliver to Watermaster no later than the date or dates indicated, the following:

the demonstration of hydraulic control, change in basin-wide groundwater elevation and storage, and time-history charts of groundwater levels.

¹⁵ The discretionary budget estimate is for conducting ground-level surveys in areas outside of the Managed Area. Watermaster counsel’s opinion is that subsidence monitoring outside of the Managed Area is a discretionary activity.

¹⁶ This leveling survey is required to monitor for regional land subsidence due to the operation of the CCWF.



Engineering Budget Summary – Fiscal Year 2013/14

Page 15 of 28

-
- All ground-level monitoring data, available as of January 1, 2014, uploaded into Watermaster's MZ1 database by June 30, 2014.
 - Charts and maps of ground-level monitoring data by June 30, 2014. These charts and maps will be included in the MZ1 Annual Report.



7108 - Hydraulic Control Monitoring Program:

Engineering Services

	Required	Discretionary ¹⁷	Recommended
Consultant	\$77,457	\$45,192	\$122,649
ODCs	\$3,804		\$3,804
Outside Professionals	\$25,536		\$25,536 ¹⁸
Total	\$106,797	\$45,192	\$151,989

Rationale

The data generated in this task are required by the Basin Plan. The Hydraulic Control Monitoring Program (HCMP) is a maximum benefit requirement in the Basin Plan and more specifically described in Santa Ana Regional Water Quality Control Board (Regional Board) Order No. RB-2005-0064. On February 10, 2012 the Regional Board approved order RB-2012-0026, a Basin Plan amendment (amendment) to modify the Watermaster's maximum benefit monitoring requirements. The amendment was adopted by the State Board and the Office of Administrative Law (OAL) on December 6, 2012. The amendment eliminates the specific sites and sampling frequencies specified by the 2004 Basin Plan Amendment and requires Watermaster to submit an updated Hydraulic Control Monitoring Program Work Plan in two parts. First, a work plan describing a new surface-water monitoring program was due to the Regional Board 15 days after the approval of the amendment. This plan was submitted on February 21, 2012 and approved by the Regional Board on March 16, 2012. This plan must be implemented as soon as the OAL adopts the amendment. Second, a work plan describing the monitoring and reporting program to demonstrate the status of hydraulic control in the vicinity of the Chino Creek Well Field is due to the Regional Board by December 2013. At a minimum, this plan must describe (i) the monitoring locations, including the number and location of any new monitoring wells to be constructed, (ii) the analyses, and (iii) the reporting required to demonstrate the achievement and maintenance of hydraulic control in the vicinity of the Chino Creek Well Field.

This work is required. The Basin Plan states: "If the Regional Board determines that the maximum benefit program is not being implemented effectively in accordance with the schedule shown in Table 5-8a, then maximum benefit is not demonstrated, and the 'antidegradation' TDS and nitrate-nitrogen objectives for the Chino 1, 2, and 3 and Cucamonga Management Zones apply. In this situation, the Regional Board will require mitigation for TDS and nitrate-nitrogen discharges to these management zones that took place in excess of limits based on the 'antidegradation' objectives" and applied retroactively to January 2004.

The data collected for the HCMP are also used for the Biennial State of the Basin report and for the Chino Basin Groundwater Model.

Scope of Work

Obtain surface water quality data from the Santa Ana River and groundwater quality and level information in Chino Basin. Consultant shall perform the following tasks:

- Collect grab surface water quality samples at two specified surface water stations in the Santa Ana River. Consultant shall collect samples at 2 stations quarterly.
- Schedule the field work and coordinate with the analytical laboratory.

¹⁷ The discretionary budget estimate is for the preparation of grant applications to support the HCMP monitoring program including the design and construction of future monitor wells in the CCWF area. The specific grant program(s) has not been identified.

¹⁸ Eaton Analytical Laboratories costs are presented herein - invoices are paid directly by Watermaster.



-
- Perform the field work. The field work follows the SOPs and the QAPP defined in the 2012 HCMP Work Plan.
 - Process, QA/QC, and upload field and laboratory data to HydroDaVE.
 - Monitor HCMP, USGS National Water-Quality Assessment Program (NAWQA), and Santa Ana River Water Company (SARWC) wells. The consultant shall sample two NAWQA and two SARWC wells quarterly. The 21 HCMP wells shall be sampled annually. Subtasks include:
 - Schedule the field work and coordinating with the analytical laboratory.
 - Perform the field work. The field work follows the SOPs and the QAPP defined in the 2012 HCMP Work Plan.
 - Process, QA/QC, and upload field and laboratory data to HydroDaVE.
 - HCMP well siting and grant application. The consultant will complete an HCMP well siting analysis based on the 2013 Groundwater Model results and the locations of existing wells that can be used to monitor groundwater levels and to evaluate the state of hydraulic control. The consultant will work with Watermaster and Inland Empire Utilities Agency (IEUA) staff to identify grant programs and to assist them in the preparation of grant applications.
 - Interpretation of data and data analyses and comparison with metrics. All data required for reporting in the 2013 Maximum Benefit Annual Report shall be analyzed by the consultant and used to support the demonstration of compliance with the Maximum Benefit Commitments contained in the Basin Plan.
 - Reports. Consultant shall prepare a draft 2013 Maximum Benefit Annual Report. This report will be submitted to Watermaster and IEUA for review. Comments will be incorporated and the consultant shall prepare a final 2013 Maximum Benefit Annual Report for submittal to the Regional Board. Consultant may respond to comments from the Regional Board, Orange County Water District and other stakeholders, as necessary
 - Work Plan. Consultant will prepare a draft and final HCMP work plan to review with Watermaster staff prior to submittal to the Regional Board. The draft will be submitted to Regional Board staff by October 31, 2013. The final report will be submitted by December 31, 2013.
 - Meetings. Consultant shall attend HCMP meetings with Watermaster staff and/or Regional Board staff as required to present the Final 2013 Maximum Benefit Annual Report.

Deliverables

Consultant shall deliver to Watermaster no later than the date or dates indicated, the following:

- Draft Annual 2013 Maximum Benefit Annual Report by April 1, 2014.
- Final Annual 2013 Maximum Benefit Annual Report by April 15, 2014.
- All surface water and groundwater quality data collected for the HCMP monitoring program will be uploaded into HydroDaVE by June 30, 2014.
- Draft HCMP Work Plan by October 31, 2013.
- Final HCMP Work Plan by December 31, 2013.



7108.7 – Prado Basin Habitat Monitoring Well Siting, Design, and Construction and Monitoring:

Engineering Services

	Required	Discretionary	Recommended
Consultant	\$25,646		\$25,646
ODCs	\$5,953		\$5,953
Outside Professionals			
Total	\$31,599		\$31,599

Rationale

The monitoring and mitigation requirements of the Peace II CEQA SEIR (Biological Resources/Land Use & Planning—Section 4.4-3) call for IEUA, Watermaster, and the Orange County Water District (OCWD) to form the Prado Basin Habitat Sustainability Committee. The purpose of this committee is to ensure that the Peace II Agreement actions will not significantly adversely impact the Prado Basin riparian habitat. The responsibilities of this committee are to develop and implement a monitoring program and prepare annual reports that include recommendations for ongoing monitoring and any adaptive management actions required to mitigate any measured loss or prospective loss of riparian habitat that is attributable to the Peace II Agreement.

Scope of Work

IEUA, OCWD, and Watermaster will retain a consultant to provide professional services to develop technical guidance on monitoring requirements to site and construct monitoring wells that can be used to determine if groundwater level changes caused by the implementation of Peace II will impact the critical habitat in the Prado Basin. The consultant will complete the following during FY 2013/14: prepare for and attend meetings with IEUA, OCWD, and Watermaster; prepare location maps for habitat related monitoring wells; complete final well designs and technical specifications for monitoring wells; provide construction monitoring services; and install measuring equipment.

IEUA, OCWD, and Watermaster will contract with a drilling firm to construct the habitat-related monitoring wells.

Deliverables

The consultant will provide the following: draft and final habitat-related monitoring well location maps; final well design and technical specifications for monitoring wells; conduct site visit with prospective drilling contractors; assist IEUA and OCWD with site acquisition; provide well construction monitoring services during construction; provide and install groundwater-level and temperature monitoring equipment; provide well completion report documentation; and data acquisition and reporting.

The drilling contractor will provide completed monitoring wells pursuant to specifications.



7108.31 and 7108.41 – Prado Basin Habitat Monitoring , Data Analysis and Reporting:

Engineering Services

	Required	Discretionary	Recommended
Consultant	\$56,175		\$56,175
ODCs	\$48,260		\$48,260
Outside Professionals			
Total	\$104,435		\$104,435

Rationale

The monitoring and mitigation requirements of the Peace II CEQA SEIR (Biological Resources/Land Use & Planning—Section 4.4-3) call for IEUA, Watermaster and Orange County Water District to form the Prado Basin Habitat Sustainability Committee. The purpose of this committee is to ensure that the Peace II Agreement actions will not significantly adversely impact the Prado Basin riparian habitat. The responsibilities of this committee are to develop and implement a monitoring program and prepare annual reports that include recommendations for ongoing monitoring and any adaptive management actions required to mitigate any measured loss or prospective loss of riparian habitat that is attributable to the Peace II Agreement.

Scope of Work

IEUA, OCWD, and Watermaster will retain a consultant to do the following:

- Receive, process, upload and review water level data, lab water quality data, and field water quality data collected quarterly by Watermaster staff from 17 Prado Basin Habitat Sustainability Program (PBHSP) monitoring wells;
- Prepare an annual PBHSP monitoring well water level and water quality summary report;
- Update the HydroDaVE project database with new data and shapefiles; and
- Prepare for and participate in biannual PBHSP committee meetings.

On a quarterly basis, Watermaster staff will collect groundwater quality samples for analysis, measure field water quality parameters, and measure groundwater levels in the 17 PBHSP monitoring wells. IEUA, OCWD, and Watermaster will contract with an analytical laboratory to analyze the groundwater quality samples from the PBHSP monitoring wells. The analytical laboratory costs are included in the budget table as a separate line item in account 7108.7. Analysis of analytes in the monitoring program will cost \$645 per sample and trip blanks will cost \$220 per day. Five days of sampling per quarter are assumed. Equipment costs include one pump with ancillary equipment and individual Teflon tubing for each well.

Deliverables

The consultant will provide the following: draft and final habitat-related groundwater level and quality data analysis and summary report.



7109.3 - Recharge and Well Monitoring Program - Engineering Services:

Recycled Water Groundwater Recharge Program - Review Reports

	Required	Discretionary	Recommended
Consultant	\$21,000		\$21,000
ODCs			
Outside Professionals			
Total	\$21,000		\$21,000

Rationale

IEUA and Watermaster are required to submit certain reports as part of the Chino Basin Recycled Water Groundwater Recharge Program (RWGRP). The recycled water groundwater recharge program is being implemented by IEUA and Watermaster and its annual reporting is pursuant to requirements of the following orders:

- California Regional Water Quality Control Board, Santa Ana Region. Order No. R8-2007-0039. Water Recycling Requirements for Inland Empire Utilities Agency and Chino Basin Watermaster. Chino Basin Recycled Water Groundwater Recharge Program: Phase I and Phase II Projects, San Bernardino County, June 29, 2007.
- California Regional Water Quality Control Board, Santa Ana Region. Monitoring and Reporting Program No. R8-2007-0039 for Inland Empire Utilities Agency and Chino Basin Watermaster. Chino Basin Recycled Water Groundwater Recharge Program: Phase I and Phase II Projects, San Bernardino County, June 29, 2007.
- California Regional Water Quality Control Board, Santa Ana Region. Order No. R8-2009-0057 Amending Order No. R8-2007-0039 for Inland Empire Utilities Agency and Chino Basin Watermaster. Chino Basin Recycled Water Groundwater Recharge Program: Phase I and Phase II Projects, San Bernardino County, October 23, 2009.
- California Regional Water Quality Control Board, Santa Ana Region. Revised Monitoring and Reporting Program No. R8-2007-0039 for Inland Empire Utilities Agency and Chino Basin Watermaster. Chino Basin Recycled Water

Watermaster prepares reports pertaining to the HCMP with IEUA review and IEUA prepares reports pertaining to the RWGRP with Watermaster review¹⁹.

Scope of Work

At the request of Watermaster staff, consultant will review quarterly and annual reports for the RWGRP, as well as other reports prepared by IEUA pursuant to the recharge permit and other direction by the Regional Board and the California Department of Public Health (CDPH). The consultant will provide comments to IEUA through the Watermaster and recommendation to the Watermaster related to Watermaster's approval (as the co-permittee) of the IEUA-prepared reports.

Deliverables

Consultant will provide comments on the aforementioned reports within seven days of receipt of the reports.

¹⁹ This is a component of the "Bright-Line Agreement" between Watermaster and IEUA.



Engineering Budget Summary - Fiscal Year 2013/14

Page 21 of 28

7202.2 - PE2 - Review Updated Recharge Operations Manual

	Required	Discretionary	Recommended
Consultant	\$21,024		\$21,024
ODCs	\$300		\$300
Outside Professionals			
Total	\$21,324		\$21,324

Rationale

The Watermaster/IEUA Recharge Operations Manual is out of date and IEUA intends to update this manual in FY 2013/14. The work anticipated herein is to provide technical review services on behalf of Watermaster.

Scope of Work

Review three drafts of the updated operations manual, provide comments to the Watermaster General Manager and attend up to three meetings with Watermaster and IEUA staffs.

Deliverables

Identified in scope of work above.



7202.3 - PE2 - Comprehensive Recharge Program

Implementation

	Required	Discretionary ²⁰	Recommended
Consultant	\$70,020	\$27,040	\$97,060
ODCs	\$20,480	\$500	\$20,980
Outside Professionals			
Total	\$90,500	\$27,540	\$118,040

Rationale

Consultant has been assisting Watermaster staff prepare the 2013 RMPU Amendment based on scope of work, budget and schedule that was approved in November 2012 and that was amended in February 2013. The remaining scope for FY 2013/14 includes the completion of Tasks 8 and 9 and support to Watermaster staff to move the 2013 RMPU Amendment through the Watermaster Process and submittal to Court.

Scope of Work

Complete Tasks 8 and 9 and provide support to Watermaster staff to move the 2013 RMPU Amendment through the Watermaster Process and submit it to the Court. The discretionary work includes Consultant preparation of Court testimony and Court appearance (if requested).

Deliverables

Consultant will prepare draft and final reports for the 2013 RMPU Amendment, prepare a presentation for the Watermaster Process meetings, and provide testimony in Court, if requested.

²⁰ The discretionary budget estimate is for the preparation of Court testimony and Court appearance by the consultant (if requested).



7303 - PE3/5 - Water Supply Plan: Desalters

Engineering Services

	Required	Discretionary	Recommended
Consultant	\$38,784		\$38,784
ODCs	\$800		\$800
Outside Professionals			
Total	\$39,584		\$39,584

Rationale

The 2004 Basin Plan Amendment approved by the Regional Board and the State Water Resources Control Board established the "maximum benefit" objectives and established certain milestones that must be achieved by Watermaster and IEUA. To demonstrate compliance with the Regional Board Order, Watermaster and IEUA agreed to achieve hydraulic control. The Chino Creek Well Field (CCWF) is an important element required to achieve hydraulic control in the southwest portion of Chino Basin. It is also important to Watermaster parties that drawdown caused by the CCWF does not cause damaging land subsidence and ground fissure. The purpose of this task is to provide technical support for the Chino Basin Desalter Authority (CDA), and oversight for the Watermaster Board, on the design and construction activities associated with the CCWF and desalter expansion.

Scope of Work

Consultant shall perform the following tasks at the discretion of the Watermaster General Manager:

- Meetings. Consultant shall attend Desalter Expansion/Chino Creek Well Field meetings as requested by the Watermaster General Manager.
- Support the CDA's consultant in the Desalter Expansion Design Process as directed by the Watermaster General Manager. The consultant will provide as-needed engineering support to CDA desalter expansion and hydrogeologic consultants.
- Review the design and construction of production wells by the CDA's consultant as directed by the Watermaster General Manager. Consultant work includes the review of work of completed by CDA hydrogeological consultant. This includes review of any the location, preliminary design documents, as well as field activities as they pertain to production well design. Consultant will work with the CDA hydrogeologic consultant to provide input regarding the following specific field activities:
 - Geophysical log and pilot hole sample interpretation;
 - Zone testing on pumping well pilot borehole and water quality analysis interpretation;
 - Pumping well design based on lithological logs, geophysical logs, results of zone tests;
 - Geophysical log and monitoring well sample interpretation

Consultant will also respond to requests by the CDA for consistency findings for proposed well construction and related well operations with the OBMP and the Peace Agreements.

Deliverables

The deliverables for this work will be defined by the specific Watermaster staff request.



7402 – PE4 – Management Zone Strategies: MZ-1

Engineering Services

	Required	Discretionary	Recommended
Consultant	\$75,060		\$75,060
ODCs	\$1,155		\$1,155
Outside Professionals	\$20,230		\$20,230
Total	\$96,445		\$96,445

Rationale

Program Element 4 of the OBMP states that land subsidence and ground fissuring in MZ1 are not acceptable and, to the extent that the cause is pumping in MZ1, should be managed to tolerable levels. Watermaster conducts a ground-motion monitoring program to support this Program Element per the requirements of the Peace Agreement, the subsequently developed Court-approved MZ1 Subsidence Management Plan (MZ1 Plan), and the monitoring and mitigation requirements of the Peace II CEQA SEIR. The MZ1 Plan calls for the annual evaluation of data derived from the monitoring program and revisions to the MZ1 Plan and/or the monitoring program, if necessary.

Scope of Work

Consultant shall perform the following tasks:

- Analyze all data collected during the 2013 calendar year under the ground-motion monitoring program. These data include groundwater levels, groundwater production, aquifer recharge, aquifer-system deformation, tectonic deformation, pumping test results, ground-level surveys, horizontal strain, and InSAR. – *Required by MZ1 Plan*
- Prepare the MZ1 Annual Report that will summarize the data collected and the analyses performed – *Required by MZ1 Plan*
- Prepare an update of the MZ1 Plan, if necessary – *Required by MZ1 Plan*
- Conduct meetings with the Land Subsidence Committee to review the data and analyses and develop a list of potential activities for FY 2014-15 – *Required by MZ1 Plan*

Deliverables

Consultant shall deliver to Watermaster no later than the date or dates indicated, the following:

- The MZ-1 Annual Report by June 30, 2014 which will contain the conclusions regarding the protective nature of the MZ-1 Plan, the Watermaster-approved activities for the next fiscal year, and the revised MZ-1 Plan, if revisions are necessary.



7502 - PE6/7 - Cooperative Efforts/Salt Management

Engineering Services

	Required	Discretionary ²¹	Recommended
Consultant		\$100,280	\$100,280
ODCs		\$600	\$600
Outside Professionals			
Total		\$100,880	\$100,880

Rationale

In the judgment, Watermaster is provided with discretionary powers to address water quality issues in the basin: "Watermaster, with the advice of the Advisory and Pool Committees, is granted discretionary powers in order to develop an optimum basin management program for Chino Basin, including both water quantity and quality considerations." In the Implementation Plan of the Peace Agreement, Watermaster has committed to certain responsibilities under Program Elements 6 and 7²²: "Watermaster can improve water quality management in the Basin by committing resources to:

- Identify water quality anomalies through monitoring;
- Assist the Regional Board in determining sources of the water quality anomalies;
- Establish priorities for clean-up jointly with the Regional Board; and
- Remove organic contaminants through regional groundwater treatment projects in the southern half of the Basin."

Attachment D to the Peace II Agreement further defines water quality commitments for the MZ-3 monitoring program (now a part of the Groundwater Quality Monitoring Program), the Ontario International Airport (OIA) volatile organic chemical (VOC) plume (now called the Archibald South VOC plume), the Chino Airport plume, the General Electric (GE) Flat Iron Remediation, and the TDS and nitrogen monitoring, pursuant to the 2004 Basin Plan Amendment.

Scope of Work

Consultant shall perform the following tasks:

- **Water Quality Committee Meetings.** The consultant shall prepare for and attend two meetings with the WQC. For each of the meetings, the Consultant shall prepare engineering updates with supporting maps, charts, tables, handouts, and PowerPoint presentations, as appropriate. Updates on regulatory issues for contaminants of interest (*e.g.*, hexavalent chromium, arsenic, perchlorate, 1,2,3-trichloropropane (1,2,3-TCP), *etc.*) will be provided at these meetings.
- **As-Needed Consulting for the Chino Airport, Archibald South and Other Plumes.** This task is for providing as-needed consulting for various point-source contaminant plumes, including the Archibald South VOC plume, the Chino Airport plume, the Rialto-Colton perchlorate plume, the

²¹ In the last few years Watermaster has deferred work on this task. The discretionary budget estimate is for the consultant (if requested by Watermaster) to conduct investigations to facilitate characterization and clean up of the Chino Airport, Archibald South, and other plumes.

²² Program Element 6 - Develop and Implement Cooperative Programs with the Regional Board and Other Agencies to Improve Basin Management. Program Element 7 - Salt Management Program



Alumax plume, Kaiser Steel Mill plume, and the CCG Ontario plume. Other plumes in Chino Basin, *e.g.*, Stringfellow National Priorities List (NPL) plume, GE Flat Iron, GE Test Cell, *etc.* will be monitored through the State of the Basin report.

- **Archibald South VOC Plume.** Subtasks may include:
 - Assist Watermaster General Manager with coordination and negotiation with potentially-responsible parties (PRPs)
 - Assist Watermaster General Manager with oversight of monitoring well drilling, construction, and testing, if required
 - Analysis of groundwater elevation and groundwater quality data
 - Development of revised VOC plume maps
 - Groundwater model runs to demonstrate capture of the plume by the desalter well fields
 - Preparation of technical exhibits to be used in PRP negotiations
- **Chino Airport VOC Plume.** Subtasks may include:
 - Assist Watermaster General Manager with coordination and negotiation with Chino Airport PRP
 - Assist Watermaster General Manager with oversight of monitoring well drilling, construction, and testing, if required
 - Analysis of groundwater elevation and groundwater quality data
 - Development of revised VOC plume maps
 - Preparation of technical exhibits to be used in PRP negotiations
 - Groundwater model runs to estimate plume capture and provide CDA design engineers with estimated influent concentrations of TDS, nitrate, trichloroethene (TCE), and 1,2,3-TCP
- **Rialto-Colton Perchlorate Plume.** Watermaster serves on the Technical Advisory Committee on the Environmental Security Technology Certification Program (ESTCP) study of the potential for perchlorate contamination to migrate from the Rialto-Colton Management Zone into Chino North Management Zone. ESTCP is DOD's environmental technology demonstration and validation program and they are providing funds for the USGS, the University of Illinois/Chicago, and other agencies to complete the work.
 - Attend TAC meetings.
 - Provide technical oversight and review of ESTCP work products.
 - Report findings to Watermaster. Inform Watermaster of any concerns, or alternate interpretations. Discuss potential impacts to water quality in the Chino Basin.
- **Alumax Plume.** Between 1957 and 1982, an 18-acre aluminum recovery facility was operated in the City of Fontana. The byproducts of aluminum recycling are aluminum oxide wastes and brine water. During this 25-year period, solid wastes were stockpiled onsite. Process water containing sodium and potassium chloride salts was discharged onsite and allowed to percolate into native soil and groundwater. Discharge ceased in 1982, and the solid wastes were removed in 1992. Onsite groundwater monitoring was initiated in 1993 by then owner Alumax, Inc. The site was subsequently capped to prevent the future mobilization of salts offsite. Alcoa Davenport Works (Alcoa) purchased Alumax in 1998. Concentrations of total dissolved solids (TDS) in the downgradient on-site well have increased from 550 mg/L in 2004 to over 4000 mg/L in 2010. Concentrations in the nearest off-site well have increased from less than 100 mg/L to 855 in 2010. This plume has the potential to impact production wells owned by the Jurupa Community Services District (JCSD).
 - Characterize the plume to the extent data are available.
 - Provide information to the Regional Board.
 - Assist the Regional Board with information necessary to draft a cleanup and abatement order.
 - Monitor and report progress to the Watermaster General Manager.
- **Kaiser Steel Mill Plume.** Between 1943 and 1983, the Kaiser Steel Corporation (Kaiser) operated an integrated steel manufacturing facility in Fontana. During the first 30 years of operations (1945-



1974), a portion of the Kaiser brine wastewater was discharged to surface impoundments and allowed to percolate into the soil. In the early 1970s, the surface impoundments were lined to eliminate percolation to groundwater. In July of 1983, Kaiser initiated a groundwater investigation that revealed the presence of a plume of degraded groundwater beneath the facility. In August 1987, the Regional Board issued CAO Number 87-121, requiring additional groundwater investigations and remediation activities. The results of those investigations showed that the major constituents of release to groundwater were inorganic dissolved solids and low molecular weight organic compounds. The wells sampled during the groundwater investigations had TDS concentrations ranging from 500 to 1,200 mg/L and TOC concentrations ranging from 1 to 70 mg/L. By November 1991, the plume had migrated almost entirely off the Kaiser site. Concentrations of certain VOCs have been increasing in the MP-2 wells, especially the MP-2A well. This is screened in a more shallow portion of the aquifer than MP-2B, where the TDS and the TOC associated with the Kaiser Steel plume are found. 1,1-Dichloroethene has increased to 55 ug/L in MP-2A in December 2012 (the California primary maximum contaminant level (MCL) for 1,1-DCE is 6 ug/L). These VOCs have the potential to impact JCSD and CDA wells.

- Characterize the plume to the extent data are available.
 - Provide information to the Regional Board.
 - Assist the Regional Board with information necessary to draft a cleanup and abatement order.
 - Monitor and report progress to the Watermaster General Manager.
- CCG Ontario. CCG Ontario, LLC purchased about 592 acres of the former Kaiser Steel Mill property and has entered into a Consent Order (CO) with the California Department of Toxic Substances Control (DTSC). The CO requires that CCG Ontario conduct a groundwater investigation to determine if contaminants other than TDS and TOC have migrated off-site. A consultant to CCG Ontario installed 32 new groundwater wells in 2009, in addition to two existing monitoring wells. Concentrations of hexavalent chromium are high in a number of these monitoring wells (high of 120 ug/L in two of the wells); a portion of the CCG Ontario property were the former "Chrome Ponds." Hexavalent chromium associated with the CCG Ontario site has the potential to impact production wells owned by JCSD.
 - Review reports and data generated by CCG Ontario's consultant.
 - Report findings to Watermaster. Inform Watermaster of any concerns, or alternate interpretations. Discuss potential impacts to water quality in the Chino Basin.
 - Catalog GeoTracker and EnviroStor sites that have impacted groundwater in Chino Basin. The City of Ontario recently found that there was a site in their service area with documented impacts to groundwater. Samples from new monitoring wells at Alger Manufacturing Co. - 724 Bon View, Ontario - were found to have tetrachloroethene (PCE) and TCE at significant concentrations (433 and 17.5 ug/L, respectively).
 - Review Regional Board's GeoTracker database and DTSC's EnviroStor database every two years to determine if there are new sites that have impacted groundwater in Chino Basin.
 - Report findings to Watermaster. Inform Watermaster of any concerns, or alternate interpretations. Discuss potential impacts to water quality in the Chino Basin.

Deliverables

Consultant shall deliver to Watermaster on the meeting date, the following:

- Maps, charts, tables, handouts, PowerPoint presentations and reports as specified by the Watermaster General Manager.



Engineering Budget Summary - Fiscal Year 2013/14

Page 28 of 28

7602 - PE8/9 - Storage Management/Conjunctive Use

Engineering Services

	Required	Discretionary	Recommended
Consultant	22,080		\$22,080
ODCs			
Outside Professionals			
Total	\$22,080		\$22,080

Rationale

This task would be performed at the direction of the Watermaster General Manager.

Scope of Work

This task provides engineering services to assist the Watermaster General Manager with technical issues on an as-needed basis with storage issues.

Deliverables

The deliverables for this work will be defined by the Watermaster General Manager.



THIS PAGE
HAS
INTENTIONALLY
BEEN LEFT
BLANK
FOR PAGINATION



CHINO BASIN WATERMASTER
REVISED DRAFT BUDGET FY 2013-2014
MAY 9, 2013

THIS PAGE
HAS
INTENTIONALLY
BEEN LEFT
BLANK
FOR PAGINATION

**CHINO BASIN WATERMASTER
SUMMARY BUDGET FY 2013-2014**

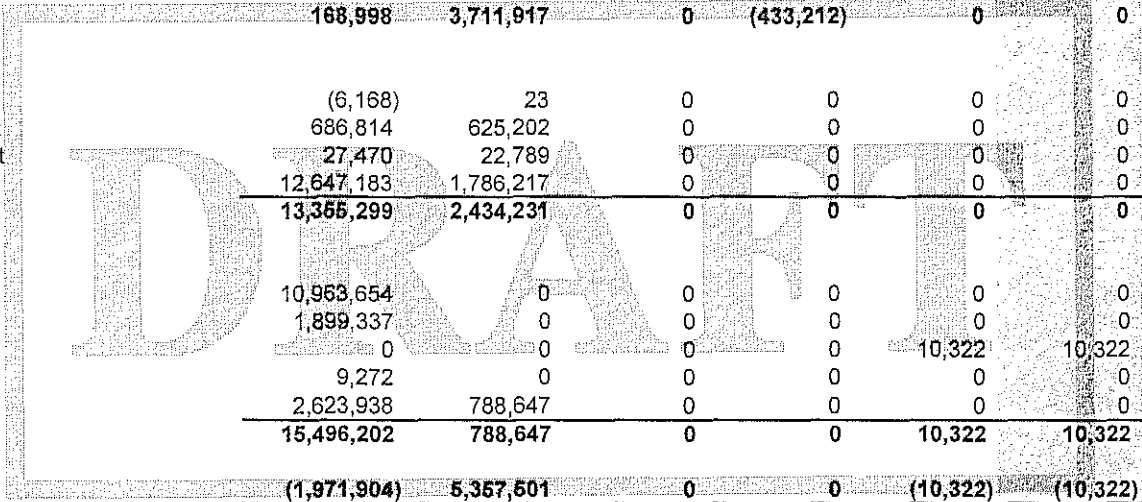
	FY 11-12 June Actual	FY 12-13 December Actual	FY 12-13 Approved Budget	FY 12-13 Amended Budget	FY 13-14 Original Budget	FY 13-14 Revised Budget	Revised vs. Amended	% Variance Revised vs. Amended
4000 Mutual Agency Revenue	\$ 705,777	\$ 151,550	\$ 152,938	\$ 152,938	\$ 154,581	\$ 154,581	\$ 1,643	1.1%
4110 Appropriative Pool Assessments	5,919,372	6,329,126	6,285,952	6,360,952	6,321,171	6,301,134	(59,818)	(0.9)%
4120 Non-Agricultural Pool Assessments	306,156	283,393	191,711	251,711	241,720	239,320	(12,391)	(4.9)%
4730 Prorated Interest Income	18,725	7,866	39,600	39,600	29,700	29,700	(9,900)	(25.0)%
4900 Miscellaneous Income	0	21,710	0	0	0	0	0	0.0%
Total Income	6,950,030	6,793,646	6,670,201	6,806,201	6,747,171	6,724,736	(80,465)	(1.2)%
Administrative Expenses								
6010 Salary Costs	539,711	279,179	519,684	519,684	651,611	617,747	98,063	18.9%
6020 Office Building Expense	98,076	49,889	107,345	107,345	106,630	106,630	(715)	(0.7)%
6030 Office Supplies & Equip.	25,582	11,006	27,000	27,000	25,300	25,300	(1,700)	(6.3)%
6040 Postage & Printing Costs	55,240	22,224	62,368	62,368	57,900	57,900	(4,468)	(7.2)%
6050 Information Services	119,944	59,882	142,296	143,796	140,496	140,496	(3,300)	(2.3)%
6060 WM Special Contract Services	42,875	30,979	31,900	40,900	24,800	24,800	(16,100)	(39.4)%
6070 Watermaster Legal Services	224,759	109,308	175,645	210,645	234,100	234,100	23,455	11.1%
6080 Insurance Expense	17,980	17,477	19,393	19,393	19,107	19,107	(286)	(1.5)%
6110 Dues and Subscriptions	28,247	12,635	27,500	27,500	17,825	17,825	(9,675)	(35.2)%
6150 Field Supplies & Equipment	651	411	1,400	1,400	1,400	1,400	0	0.0%
6170 Travel & Transportation	18,821	8,475	21,170	21,170	16,220	16,220	(4,950)	(23.4)%
6190 Conferences & Seminars	4,729	654	15,000	15,000	12,500	12,500	(2,500)	(16.7)%
6200 Advisory Committee Expenses	47,257	18,594	53,385	53,385	55,624	54,368	983	1.8%
6300 Watermaster Board Expenses	125,922	55,696	143,894	123,894	153,210	151,289	27,395	22.1%
6500 Education Fund Expenditures	375	0	257	257	0	0	(257)	(100.0)%
8300 Appropriative Pool Administration	165,285	74,562	59,285	154,381	137,612	136,273	(18,108)	(11.7)%
8400 Agricultural Pool Administration	174,181	59,044	356,983	356,983	354,750	353,462	(3,521)	(1.0)%
8500 Non-Agricultural Pool Administration	184,246	48,997	46,995	116,995	111,197	110,314	(6,681)	(5.7)%
9400 Depreciation Expense	10,814	0	0	0	0	0	0	0.0%
9500 Allocated G&A Expenditures	(486,327)	(133,631)	(732,558)	(732,558)	(571,910)	(568,626)	163,932	22.4%
Total Administrative Expenses	1,398,367	725,380	1,078,942	1,269,538	1,548,373	1,611,106	241,568	19.0%
General OBMP Expenditures								
6900 Optimum Basin Mgmt Program	1,104,156	506,165	994,850	994,305	972,438	1,009,365	15,060	1.5%
6950 Cooperative Efforts	10,000	0	10,000	10,000	10,000	10,000	0	0.0%
9501 Allocated G&A Expenditures	180,724	61,642	214,336	214,336	230,337	228,433	14,097	6.6%
Total General OBMP Expenses	1,294,879	567,807	1,219,186	1,218,641	1,212,775	1,247,798	29,157	2.4%
OBMP Implementation Projects								
7101 Production Monitoring	103,555	32,654	108,746	108,746	87,996	81,649	(27,097)	(24.9)%
7102 In-Line Meter Installation/Maintenance	73,625	41,196	106,162	106,162	104,901	104,616	(1,546)	(1.5)%
7103 Groundwater Quality Monitoring	199,266	92,154	173,738	173,498	205,987	202,339	28,841	16.6%
7104 Groundwater Level Monitoring	297,877	103,295	318,898	283,974	296,789	292,840	8,866	3.1%
7105 Recharge Basin Water Quality Monitoring	1,486	0	3,118	3,118	0	0	(3,118)	(100.0)%
7107 Ground Level Monitoring	886,037	132,242	524,451	628,918	347,305	347,305	(281,613)	(44.8)%
7108 Hydraulic Control Monitoring Program	420,462	211,288	411,162	376,502	319,455	319,045	(57,457)	(15.3)%
7109 Recharge & Well Monitoring Program	0	0	21,540	4,000	21,000	21,000	17,000	425.0%

DRAFT

P195

**CHINO BASIN WATERMASTER
SUMMARY BUDGET FY 2013-2014**

	FY 11-12 June Actual	FY 12-13 December Actual	FY 12-13 Approved Budget	FY 12-13 Amended Budget	FY 13-14 Original Budget	FY 13-14 Revised Budget	Revised vs. Amended	% Variance Revised vs. Amended
7200 OBMP Pgm Element 2 - Comp Recharge	1,297,432	541,269	1,374,719	1,484,758	999,138	995,892	(488,866)	(32.9)%
7300 OBMP Pgm Element 3 & 5 - Water Supply Plan - De	75,280	14,816	75,995	75,995	60,739	60,649	(15,346)	(20.2)%
7400 OBMP Pgm Element 4 - Mgmt Zone Strategies	71,732	17,343	82,250	82,254	107,544	107,507	25,253	30.7%
7500 OBMP Pgm Element 6 & 7 - Coop Efforts/Salt Mgmt	102,243	12,598	92,479	81,993	111,666	111,112	29,119	35.5%
7600 OBMP Pgm Element 8 & 9 Storage Mgmt/Conj Use	52,554	2,190	58,618	47,290	41,623	41,378	(5,912)	(12.5)%
7700 Inactive Well Protection Program	168	0	920	920	500	500	(420)	(45.7)%
7690 Recharge Improvement Debt Projects	178,135	521,688	501,055	773,884	939,808	939,808	165,924	21.4%
9502 Allocated G&A Expenditures	327,935	65,809	518,222	518,222	341,573	340,193	(178,029)	(34.4)%
Total OBMP Implementation Projects	4,087,785	1,788,542	4,372,073	4,750,235	3,986,024	3,965,833	(784,402)	(16.5)%
Total Expenses	6,781,032	3,081,729	6,670,201	7,238,413	6,747,171	6,724,736	(513,678)	(7.1)%
Net Ordinary Income	168,998	3,711,917	0	(433,212)	0	0	433,212	100.0%
Other Income								
4225 Interest Income	(6,168)	23	0	0	0	0	0	0.0%
4210 Approp Pool-Replenishment	686,814	625,202	0	0	0	0	0	0.0%
4220 Non-Ag Pool-Replenishment	27,470	22,789	0	0	0	0	0	0.0%
4600 Groundwater Sales	12,647,183	1,786,217	0	0	0	0	0	0.0%
Total Other Income	13,355,299	2,434,231	0	0	0	0	0	0.0%
Other Expense								
5010 Groundwater Recharge	10,963,654	0	0	0	0	0	0	0.0%
5100 Other Water Purchases	1,899,337	0	0	0	0	0	0	0.0%
9000 Other Expense	0	0	0	0	10,322	10,322	10,322	100.0%
9200 Interest Expense	9,272	0	0	0	0	0	0	0.0%
9990 Excess Reserve Refunds	2,623,938	788,647	0	0	0	0	0	0.0%
Total Other Expense	15,496,202	788,647	0	0	10,322	10,322	10,322	0.0%
9900 To / (From) Reserves	(1,971,904)	5,357,501	0	0	(10,322)	(10,322)	(10,322)	(100.0)%
Net Other Income	(168,998)	(3,711,917)	0	0	0	0	0	0.0%
Net Income	\$ (0)	\$ -	\$ -	\$ (433,212)	\$ 0	\$ 0	\$ 433,212	100.0%



P196

**CHINO BASIN WATERMASTER
DETAIL BUDGET FY 2013-2014**

	FY 11-12 June Actual	FY 12-13 December Actual	FY 12-13 Approved Budget	FY 12-13 Amended Budget	FY 13-14 Original Budget	FY 13-14 Revised Budget	Revised vs. Amended
Ordinary Income							
Income							
4000 Mutual Agency Revenue							
4013 Local Agency Contr - OBMP	\$111,000	\$0	\$0	\$0	\$0	\$0	\$0
4030 Basin Management Assistance	300,000	0	0	0	0	0	0
4040 Cooperative Agreement	294,777	151,550	152,938	152,938	154,581	154,581	1,643
Total 4000 Mutual Agency Revenue	705,777	151,550	152,938	152,938	154,581	154,581	1,643
4110 Appropriative Pool Assessments							
4111 Administrative Assessment	674,330	695,041	735,586	735,586	973,649	947,808	212,222
4111.2 OBMP Assessment	3,178,758	3,319,692	3,514,401	3,514,401	2,954,470	2,928,466	(585,935)
4111.3 App Pool - Special Assessment	75,000	75,000	0	75,000	75,000	125,000	50,000
4112 Ag Pool Reallocation - Administrative	289,611	300,872	265,661	265,661	341,621	332,554	66,893
4113 Ag Pool Reallocation - OBMP	1,270,709	1,437,467	1,269,249	1,269,249	1,036,623	1,027,499	(241,750)
4115 Recharge Improvement Revenue	450,964	501,055	501,055	501,055	939,808	939,808	438,753
Total 4110 Appropriative Pool Assessments	5,919,372	6,329,126	6,285,952	6,360,952	6,321,171	6,301,134	(59,818)
4120 Non-Agricultural Pool Assessments							
4123 Administrative Assessment	33,665	38,674	33,181	33,181	45,042	43,846	10,665
4123.3 Non-Ag Pool - Special Assessment	113,798	60,000	0	60,000	60,000	60,000	0
4124 OBMP Assessment	158,694	184,719	158,530	158,530	136,677	135,474	(23,056)
Total 4120 Non-Agricultural Pool Assessments	306,156	283,393	191,711	251,711	241,720	239,320	(12,391)
4730 Prorated Interest Income							
4731 Interest - Agricultural Pool	1,786	807	4,000	4,000	3,000	3,000	(1,000)
4732 Interest - Appropriative Pool	16,365	6,854	34,400	34,400	25,800	25,800	(8,600)
4733 Interest - Non-Agricultural Pool	572	205	1,200	1,200	900	900	(300)
4739 Interest - Education Fund	1	0	0	0	0	0	0
Total 4730 Prorated Interest Income	18,725	7,866	39,600	39,600	29,700	29,700	(9,900)
4900 Miscellaneous Income							
4900 Miscellaneous Income	0	21,710	0	0	0	0	0
Total Income	6,950,030	6,793,646	6,670,201	6,805,201	6,747,171	6,724,736	(80,465)
Administrative Expenses							
6010 Salary Costs							
6011 WM Staff Salaries & Payroll Burden	485,471	243,472	462,560	462,560	619,487	585,623	123,063
6011.2 WM Staff - Admin. Paid Leave	111,430	2,381	0	0	0	0	0
6011.3 WM Staff - Temporary Upgrade	7,224	0	0	0	0	0	0
6012 Payroll Services	3,882	1,693	4,200	4,200	4,200	4,200	0
6013 Human Resources Services	0	0	6,000	6,000	6,000	6,000	0
6016 New Employee Search Costs	544	307	500	500	500	500	0
6017 Temporary Services	22,548	11,904	46,424	46,424	21,424	21,424	(25,000)
Subtotal Wages	631,099	259,756	519,684	519,684	651,611	617,747	98,063
6018 Fringe Benefits	516,478	264,366	535,248	535,248	527,636	512,074	(23,174)

DRAFT

P197

**CHINO BASIN WATERMASTER
DETAIL BUDGET FY 2013-2014**

	FY 11-12 June Actual	FY 12-13 December Actual	FY 12-13 Approved Budget	FY 12-13 Amended Budget	FY 13-14 Original Budget	FY 13-14 Revised Budget	Revised vs. Amended
60199 Payroll Burden Allocated	(607,865)	(244,943)	(535,248)	(535,248)	(527,636)	(512,074)	23,174
Total 6010 Salary Costs	539,711	279,179	519,684	519,684	651,611	617,747	98,063
6020 Office Building Expense							
6021 Office Lease	71,388	36,246	73,149	73,149	74,274	74,274	1,125
6022 Telephone	11,660	5,808	15,120	15,120	14,700	14,700	(420)
6024 Building Repairs & Maintenance	13,099	6,464	16,820	16,820	15,084	15,084	(1,736)
6026 Security Services	1,929	1,371	2,256	2,256	2,572	2,572	316
Total 6020 Office Building Expense	98,076	49,889	107,345	107,345	106,630	106,630	(715)
6030 Office Supplies & Equip.							
6031.1 Copy Paper	2,326	0	3,500	3,500	3,000	3,000	(500)
6031.7 Other Office Supplies	20,915	7,794	16,800	16,800	16,000	16,000	(800)
6038 Other Office Equipment	0	803	0	0	0	0	0
6039.1 Banking Service Charges	1,210	1,456	4,200	4,200	3,900	3,900	(300)
6141.1 Meeting Supplies	59	0	1,250	1,250	1,200	1,200	(50)
6141.2 Committee Meetings	286	0	0	0	0	0	0
6141.3 Admin Meetings	784	953	1,250	1,250	1,200	1,200	(50)
Total 6030 Office Supplies & Equip.	25,582	11,006	27,000	27,000	25,300	25,300	(1,700)
6040 Postage & Printing Costs							
6042 Postage - General	6,000	229	6,000	6,000	6,000	6,000	0
6043.1 Ricoh Lease Fee	34,079	17,241	35,968	35,968	35,200	35,200	(768)
6043.2 Ricoh Usage & Maintenance Fee	8,329	3,615	12,600	12,600	9,000	9,000	(3,600)
6044 Postage Meter Lease	2,241	1,139	2,800	2,800	2,700	2,700	(100)
6045 Outside Printing	4,590	0	5,000	5,000	5,000	5,000	0
Total 6040 Postage & Printing Costs	55,240	22,224	62,368	62,368	57,900	57,900	(4,468)
6050 Information Services							
6052.1 Park Place Computer Solutions	28,475	18,975	51,300	51,300	49,500	49,500	(1,800)
6052.2 Applied Computer Technologies	31,276	18,963	36,000	36,000	36,000	36,000	0
6052.3 Website Consulting	7,590	0	0	0	0	0	0
6053 Internet Expenses (T1 Lines)	18,595	9,312	18,996	18,996	18,996	18,996	0
6054 Computer Software	15,251	4,898	17,000	17,000	17,000	17,000	0
6055 Computer Hardware	18,157	7,214	18,000	19,500	18,000	18,000	(1,500)
6057 Computer Maintenance	601	521	1,000	1,000	1,000	1,000	0
Total 6050 Information Services	119,944	59,882	142,296	143,796	140,496	140,496	(3,300)
6060 WM Special Contract Services							
6061.3 Rauch	15,875	7,920	15,000	15,000	15,000	15,000	0
6061.4 Other Contract Services	0	5,300	5,000	5,000	0	0	(5,000)
6062 Audit Services	9,000	8,759	9,400	9,400	9,800	9,800	400
6063 Public Relations/Consultant	0	0	2,500	2,500	0	0	(2,500)
6064 GM Recruitment Costs	18,000	9,000	0	9,000	0	0	(9,000)
Total 6060 WM Special Contract Services	42,875	30,979	31,900	40,900	24,800	24,800	(16,100)

DRAFT

P198

**CHINO BASIN WATERMASTER
DETAIL BUDGET FY 2013-2014**

	FY 11-12 June Actual	FY 12-13 December Actual	FY 12-13 Approved Budget	FY 12-13 Amended Budget	FY 13-14 Original Budget	FY 13-14 Revised Budget	Revised vs. Amended
6070 Watermaster Legal Services							
6071 Legal Services - Court Coordination	939	21,738	35,950	35,950	37,525	37,525	1,575
6072 Legal Services - Annotated Judgment/Rules & Regs	30,466	15,849	57,000	57,000	36,350	36,350	(20,650)
6073 Legal Services - Personnel Matters	57,511	10,747	7,625	7,625	7,000	7,000	(625)
6074 Legal Services - Interagency Issues	7,667	15,840	43,920	33,920	50,400	50,400	16,480
6075 Legal Services - Replenishment Water	42,187	0	0	0	0	0	0
6076 Legal Services - Storage Agreements	16,387	6,642	0	0	0	0	0
6077 Legal Services - Party Status Maintenance	0	0	0	0	25,700	25,700	25,700
6078 Legal Services - Miscellaneous	69,604	38,492	31,150	51,150	32,725	32,725	(18,425)
6078.1 Legal Services - Refresh, Recharge & Reunite	0	0	0	25,000	0	0	(25,000)
6078.2 Legal Services - Pool Issues Resolution Facilitation	0	0	0	0	44,400	44,400	44,400
Total 6070 Watermaster Legal Services	224,759	109,308	175,645	210,645	234,100	234,100	23,455
6080 Insurance Expense							
6085 Business Insurance Package	17,774	17,221	19,024	19,024	18,685	18,685	(339)
6086 Position Bond Insurance	206	256	369	369	423	423	54
Total 6080 Insurance Expense	17,980	17,477	19,393	19,393	19,107	19,107	(286)
6110 Dues and Subscriptions							
6111 Membership Dues	27,640	12,068	26,500	26,500	17,075	17,075	(9,425)
6112 Subscriptions/Publications	607	567	1,000	1,000	750	750	(250)
Total 6110 Dues and Subscriptions	28,247	12,635	27,500	27,500	17,825	17,825	(9,675)
6150 Field Supplies & Equipment							
6151 Small Tools & Equipment	108	7	400	400	400	400	0
6154 Uniforms	543	404	1,000	1,000	1,000	1,000	0
Total 6150 Field Supplies & Equipment	651	411	1,400	1,400	1,400	1,400	0
6170 Travel & Transportation							
6171.1 GM Vehicle Allowance	0	300	0	0	0	0	0
6171.2 Watermaster Mgmt. Staff Vehicle Allowance	13,640	5,240	14,400	14,400	9,600	9,600	(4,800)
6173 Mileage Reimbursements	0	0	250	250	400	400	150
6174 Public Transportation	207	64	320	320	320	320	0
6175 Vehicle Fuel	2,118	997	2,700	2,700	2,400	2,400	(300)
6177 Vehicle Repairs & Maintenance	2,856	1,874	3,500	3,500	3,500	3,500	0
Total 6170 Travel & Transportation	18,821	8,475	21,170	21,170	16,220	16,220	(4,950)
6190 Conferences & Seminars							
6191 Conferences & Seminars	4,069	365	13,500	13,500	9,500	9,500	(4,000)
6192 Training & Continuing Education	660	289	1,500	1,500	3,000	3,000	1,500
Total 6190 Conferences & Seminars	4,729	654	15,000	15,000	12,500	12,500	(2,500)
6200 Advisory Committee Expenses							
6201 WM Staff Salaries	21,321	5,863	22,105	22,105	21,024	19,768	(2,337)
6212 Meeting Expense	155	56	2,000	2,000	1,000	1,000	(1,000)
6275 BHFS Legal - Advisory Committee Meeting	25,781	12,675	29,280	29,280	33,600	33,600	4,320

DRAFT

P 199

**CHINO BASIN WATERMASTER
DETAIL BUDGET FY 2013-2014**

	FY 11-12 June Actual	FY 12-13 December Actual	FY 12-13 Approved Budget	FY 12-13 Amended Budget	FY 13-14 Original Budget	FY 13-14 Revised Budget	Revised vs. Amended
Total 6200 Advisory Committee Expenses	47,257	18,594	53,385	53,385	55,624	54,368	983
6300 Watermaster Board Expenses							
6301 WM Staff Salaries	29,675	9,630	31,104	31,104	35,220	33,299	2,195
6311 Board Member Compensation	22,375	13,625	22,250	22,250	27,250	27,250	5,000
6312 Meeting Expense	5,484	3,381	6,000	6,000	6,200	6,200	200
6313 Board Member Expenses	0	0	300	300	300	300	0
6342 Postage and Printing	89	0	0	0	0	0	0
6375 BHFS Legal - Board Meeting	68,299	29,059	84,240	64,240	84,240	84,240	20,000
Total 6300 WM Board Expenses	125,922	55,696	143,894	123,894	153,210	151,289	27,395
6500 Education Fund Expenditures	375	0	257	257	0	0	(257)
8300 Appropriative Pool Administration							
8301 WM Staff Salaries	32,650	9,484	29,505	29,505	28,512	27,173	(2,332)
8312 Meeting Expenses	623	245	500	500	500	500	0
8367 Appropriative Pool - Legal Services	108,895	39,202	0	75,096	75,000	75,000	(96)
8375 BHFS Legal - Approp. Pool Meeting	23,117	25,632	29,280	49,280	33,600	33,600	(15,680)
Total 8300 Appropriative Pool Administration	165,285	74,562	59,285	154,381	137,612	136,273	(18,108)
8400 Agricultural Pool Administration							
8401 WM Staff	27,153	9,975	25,930	25,930	24,650	23,362	(2,568)
8411 Compensation	2,275	700	0	0	1,500	1,500	1,500
8412 Meeting Expenses	271	107	300	300	300	300	0
8456 IEUA Readiness To Serve	6,082	0	7,773	7,773	0	0	(7,773)
8467 Ag-Pool Legal Service	92,798	24,126	100,000	100,000	100,000	100,000	0
8467.1 Frank B & Associates	0	0	18,000	18,000	18,000	18,000	0
8467.2 Legal - Plumes/Other Issues	0	0	93,000	93,000	93,000	93,000	0
8470 Ag Pool Meeting Special Compensation	18,350	10,925	17,300	17,300	18,300	18,300	1,000
8471 Ag Pool Special Projects	6,389	1,716	65,000	65,000	65,000	65,000	0
8475 BHFS Legal - Ag. Pool Meeting	20,763	11,495	29,280	29,280	33,600	33,600	4,320
8485 Ag Pool - Misc. Expense - Ag Fund	99	0	400	400	400	400	0
Total 8400 Agricultural Pool Administration	174,181	59,044	356,983	356,983	354,750	353,462	(3,521)
8500 Non-Agricultural Pool Administration							
8501 WM Staff	19,887	6,267	14,715	14,715	15,097	14,214	(501)
8502 Temporary Technical Services	0	6,180	0	0	0	0	0
8512 Meeting Expense	1,840	594	3,000	3,000	2,500	2,500	(500)
8567 Non-Ag Legal Service	136,444	11,666	0	60,000	60,000	60,000	0
8575 BHFS Legal - Non-Ag. Pool Meeting	26,075	14,217	29,280	29,280	33,600	33,600	4,320
8575.1 BHFS Legal - Paragraph 15 CSI/Aqua Capital	0	10,073	0	10,000	0	0	(10,000)
Total 8500 Non-Agricultural Pool Administration	184,246	48,997	46,995	116,995	111,197	110,314	(6,681)
9400 Depreciation Expense	10,814	0	0	0	0	0	0
9500 Allocated G&A Expenditures	(486,327)	(133,631)	(732,558)	(732,558)	(571,910)	(568,626)	163,932

DRAFT

P200

**CHINO BASIN WATERMASTER
DETAIL BUDGET FY 2013-2014**

	FY 11-12 June Actual	FY 12-13 December Actual	FY 12-13 Approved Budget	FY 12-13 Amended Budget	FY 13-14 Original Budget	FY 13-14 Revised Budget	Revised vs. Amended
Total Administrative Expenses	1,398,367	725,380	1,078,942	1,269,538	1,548,373	1,511,106	241,568
General OBMP Expenses							
6900 Optimum Basin Mgmt Program							
6901 OBMP - WM Staff	244,303	110,116	224,554	224,554	224,963	211,890	(12,664)
6902.31 OBMP - Wildermuth Staff	0	3,085	0	0	0	0	0
6903 OBMP - SAWPA Group	11,655	10,593	11,000	11,000	11,000	11,000	0
6906 OBMP - Engineering	195,568	184,018	344,541	388,996	318,748	318,748	(70,248)
6906.1 OBMP - Watermaster Model Application	361,563	73,576	99,828	99,828	101,000	101,000	1,172
6906.8 OBMP - Reports	0	140	0	0	0	50,000	50,000
6907 OBMP - Legal							
6907.30 Peace II - CEQA	3,365	1,071	0	0	0	0	0
6907.31 South Archibald Plume	6,642	0	31,800	31,800	28,475	28,475	(3,325)
6907.32 Chino Airport Plume	10,359	0	31,800	31,800	61,200	61,200	29,400
6907.33 Desalter/Hydraulic Control Issues	84,113	42,698	50,100	50,100	49,100	49,100	(1,000)
6907.34 Santa Ana River Water Rights	15,439	10,209	33,250	23,250	28,400	28,400	5,150
6907.35 Paragraph 31 Motion	112,572	20,912	17,800	17,800	0	0	(17,800)
6907.36 Santa Ana River Habitat	12,100	4,351	21,150	11,150	22,500	22,500	11,350
6907.37 Auction/Storage & Recovery	0	0	0	0	0	0	0
6907.38 Reg. Water Quality Control Board	0	0	11,950	11,950	12,850	12,850	900
6907.39 Recharge Master Plan	41,812	37,640	44,500	54,500	39,700	39,700	(14,800)
6907.40 Storage Agreements	0	7,120	17,800	17,800	18,700	18,700	900
6907.41 Prado Basin Habitat Sustainability	0	153	17,800	7,800	18,700	18,700	10,900
6907.9 WM Legal Counsel - Unanticipated	0	0	25,000	0	25,125	25,125	25,125
6909.1 OBMP Meetings	1,094	483	0	0	0	0	0
6909.3 OBMP Other Expenses	1,977	0	1,977	1,977	1,977	1,977	0
6909.4 OBMP Other Expenses - Printing	1,595	0	0	0	0	0	0
6909.6 OBMP - Other Expense-Misc.	0	0	10,000	10,000	10,000	10,000	0
Total 6900 Optimum Basin Mgmt Program	1,104,158	506,165	994,850	994,305	972,438	1,009,365	15,060
Total 6950 Cooperative Efforts	10,000	0	10,000	10,000	10,000	10,000	0
9501 Allocated G&A Expenditures	180,724	61,642	214,336	214,336	230,337	228,433	14,097
Total General OBMP Expenses	1,294,879	567,807	1,219,186	1,218,641	1,212,775	1,247,798	29,157
7000 OBMP Implementation Projects							
<i>7100 OBMP Pgm Element 1 - Comp Monitoring Program</i>							
7101 Production Monitoring							
7101.1 Production Monitoring - WM Staff	102,805	25,925	107,996	107,996	87,246	80,899	(27,097)
7101.31 Production Monitoring - Engineering SubContractor	0	6,354	0	0	0	0	0
7101.4 Production Monitoring - Computer Services	750	375	750	750	750	750	0
Total 7101 Production Monitoring	103,555	32,654	108,746	108,746	87,996	81,649	(27,097)

DRAFT

P201

**CHINO BASIN WATERMASTER
DETAIL BUDGET FY 2013-2014**

	FY 11-12 June Actual	FY 12-13 December Actual	FY 12-13 Approved Budget	FY 12-13 Amended Budget	FY 13-14 Original Budget	FY 13-14 Revised Budget	Revised vs. Amended
7102 In-Line Meter Installation/Maintenance							
7102.1 In-Line Meter - WM Staff	12,012	1,504	10,537	10,537	10,926	10,641	104
7102.5 In-Line Meter - Repair & Maintenance	10,605	27,097	20,000	20,000	17,500	17,500	(2,500)
7102.7 In-Line Meter - In-Line Meters (Labor)	26,379	6,405	25,000	25,000	25,000	25,000	0
7102.8 In-Line Meter - Calibration & Testing	24,629	6,189	50,625	50,625	51,475	51,475	850
Total 7102 In-Line Meter Installation/Maintenance	73,625	41,196	106,162	106,162	104,901	104,616	(1,546)
7103 Groundwater Quality Monitoring							
7103.1 Grdwtr Quality - WM Staff	52,638	22,777	60,064	60,064	67,909	64,261	4,197
7103.3 Grdwtr Quality - Engineering Services	111,487	34,411	67,056	66,816	90,880	90,880	24,064
7103.31 Grdwtr Quality - Engineering Subcontractor	0	11,388	0	0	0	0	0
7103.4 Grdwtr Quality - Contract Services	1,013	4,162	4,800	4,800	5,600	5,600	800
7103.5 Grdwtr Quality - Laboratory Services	30,712	18,258	38,568	38,568	38,788	38,788	220
7103.6 Grdwtr Quality - Supplies	2,666	783	2,500	2,500	2,060	2,060	(440)
7103.7 Grdwtr Quality - Computer Services	750	375	750	750	750	750	0
Total 7103 Groundwater Quality Monitoring	199,266	92,154	173,738	173,498	205,987	202,339	28,841
7104 Groundwater Level Monitoring							
7104.1 Grdwtr Level - WM Staff	53,029	23,145	90,577	90,577	63,464	59,515	(31,062)
7104.3 Grdwtr Level - Engineering Services	234,424	79,917	192,396	181,397	197,340	197,340	15,943
7104.4 Grdwtr Level - Contract Services (WM Staff)	0	0	500	500	100	100	(400)
7104.6 Grdwtr Level - Supplies	469	233	1,500	1,500	2,960	2,960	1,460
7104.7 Grdwtr Level - Capital Equipment (WM Staff)	9,954	0	10,000	10,000	9,000	9,000	(1,000)
7104.8 Grdwtr Level - Contract Services	0	0	10,000	0	10,000	10,000	10,000
7104.9 Grdwtr Level - Capital Equipment	0	0	13,925	0	13,925	13,925	13,925
Total 7104 Groundwater Level Monitoring	297,877	103,295	318,898	283,974	296,789	292,840	8,866
7105 Recharge Basin Water Quality Monitoring							
7105.1 Recharge Basin Water Quality - WM Staff	1,486	0	3,118	3,118	0	0	(3,118)
7105.4 Recharge Basin Water Quality - Laboratory Services	0	0	0	0	0	0	0
Total 7105 Recharge Basin Water Quality Monitoring	1,486	0	3,118	3,118	0	0	(3,118)
7107 Ground Level Monitoring							
7107.1 Ground Level - WM Staff	1,736	0	1,680	1,680	0	0	(1,680)
7107.2 Ground Level - Engineering Services	280,908	102,515	143,269	137,259	63,982	63,982	(73,277)
7107.3 Ground Level - SAR Imagery	101,000	14,000	90,000	90,000	90,000	90,000	0
7107.6 Ground Level - Contract Services	143,614	0	121,300	122,300	141,240	141,240	18,940
7107.61 Ground Level - Chino Hills ASR	29,023	15,727	150,506	150,506	41,655	41,655	(108,851)
7107.62 Ground Level - Chino Hills ASR - Prior	0	0	0	104,977	0	0	(104,977)
7107.7 Ground Level - Extensometer Installation	328,161	0	0	0	0	0	0
7107.8 Ground Level - Capital Equipment	0	0	16,046	20,546	10,428	10,428	(10,118)
7107.9 Ground Level - Other	1,596	0	1,650	1,650	0	0	(1,650)
Total 7107 Ground Level Monitoring	886,037	132,242	524,451	628,918	347,305	347,305	(281,613)
7108 Hydraulic Control Monitoring							
7108.1 Hydraulic Control Monitoring - WM Staff	7,928	869	7,483	7,483	2,391	2,355	(5,128)

P202

DRAFT

**CHINO BASIN WATERMASTER
DETAIL BUDGET FY 2013-2014**

	FY 11-12 June Actual	FY 12-13 December Actual	FY 12-13 Approved Budget	FY 12-13 Amended Budget	FY 13-14 Original Budget	FY 13-14 Revised Budget	Revised vs. Amended
7108.11 Prado Basin Hyd. Cntrl - WM Staff	411	3,972	0	0	8,020	7,646	7,646
7108.3 Hydraulic Control Monitoring - Engineering Services	246,591	62,482	131,518	88,002	126,453	126,453	38,451
7108.31 Hydraulic Control Monitoring - Eng. Serv. - PBHSP	0	0	0	0	56,175	56,175	56,175
7108.4 Hydraulic Control Monitoring - Laboratory Services	154,388	70,797	67,661	67,661	25,536	25,536	(42,125)
7108.41 Hydraulic Control Monitoring - Lab. Serv. - PBHSP	0	0	0	0	48,260	48,260	48,260
7108.6 Hydraulic Control Monitoring - Supplies	0	0	0	0	0	0	0
7108.7 Hydraulic Control Monitoring - Well Installation - PBHSP	11,144	73,168	200,000	208,856	31,599	31,599	(177,257)
7108.71 Hydraulic Control Monitoring - Contract Services-PBHSP	0	0	0	0	21,021	21,021	21,021
7108.9 Hydraulic Control Monitoring - Contract Services	0	0	4,500	4,500	0	0	(4,500)
Total 7108 Hydraulic Control Monitoring	420,462	211,288	411,162	376,502	319,455	319,045	(57,457)
7109 Recharge & Well Monitoring							
7109.1 Recharge & Well Monitoring - WM Staff	0	0	0	0	0	0	0
7109.3 Recharge & Well Monitoring - Engineering Services	0	0	21,540	4,000	21,000	21,000	17,000
Total 7109 Recharge & Well Monitoring	0	0	21,540	4,000	21,000	21,000	17,000
7200 OBMP Pgm Element 2 - Comp Recharge							
7201 Comp Recharge - WM Staff	133,197	22,874	131,250	131,250	55,498	52,252	(78,998)
7202 Comp Recharge - Engineering Services - Other	5,877	0	0	0	0	0	0
7202.2 Comp Recharge - Engineering Services	0	0	0	0	21,324	21,324	21,324
7202.3 Comp Recharge - Implementation RMPU	181,667	89,655	100,016	210,055	118,040	118,040	(92,015)
7204 Comp Recharge - Supplies	421	584	2,000	2,000	2,000	2,000	0
7205 Comp Recharge - Other Expenses	10,974	10,974	7,500	7,500	7,500	7,500	0
7206 Comp Recharge - Basin Program O&M	719,547	416,977	833,953	833,953	794,776	794,776	(39,177)
7207 Comp Recharge - Other	245,750	205	0	0	0	0	0
7209 Recharge Proof of Concept	0	0	300,000	300,000	0	0	(300,000)
Total 7200 OBMP Pgm Element 2 - Comp Recharge	1,297,432	541,269	1,374,719	1,484,758	999,138	995,892	(488,866)
7300 OBMP Pgm Element 3 & 5 - Water Supply Plan - Desalter							
7301 OBMP - WM Staff	36,984	1,524	38,651	38,651	14,155	14,065	(24,586)
7303 OBMP - Engineering Services	36,221	13,292	30,344	30,344	39,584	39,584	9,240
7305 OBMP - Supplies	1,513	0	7,000	7,000	7,000	7,000	0
7306 OBMP - Other Expense	565	0	0	0	0	0	0
Total 7300 OBMP Pgm Element 3 & 5 - Water Supply Plan	75,280	14,816	75,995	75,995	60,739	60,649	(15,346)
7400 OBMP Pgm Element 4 - Mgmt Zone Strategies							
7401 OBMP - WM Staff	9,569	215	12,688	12,688	8,599	8,562	(4,126)
7402 OBMP - Engineering Services	60,120	16,066	52,062	52,066	76,215	76,215	24,149
7403 OBMP - Contract Services	0	0	15,000	15,000	20,230	20,230	5,230
7405 OBMP - Other Expenses	2,043	1,062	2,500	2,500	2,500	2,500	0
Total 7400 OBMP Pgm Element 4 - Mgmt Zone Strategies	71,732	17,343	82,250	82,254	107,544	107,507	25,253
7500 OBMP Pgm Element 6 & 7 - Coop Efforts/Salt Mgmt							
7501 OBMP - WM Staff	3,904	1,295	7,523	7,523	4,223	4,058	(3,465)
7501.1 OBMP - WM Staff (Plume)	22,891	2,754	24,000	24,000	6,563	6,174	(17,826)
7502 OBMP - Engineering Services	32,096	1,464	55,868	50,470	100,880	100,880	50,410

P203

DRAFT

**CHINO BASIN WATERMASTER
DETAIL BUDGET FY 2013-2014**

	FY 11-12 June Actual	FY 12-13 December Actual	FY 12-13 Approved Budget	FY 12-13 Amended Budget	FY 13-14 Original Budget	FY 13-14 Revised Budget	Revised vs. Amended
7502.1 OBMP - Engineering Services (Plume)	0	7,071	0	0	0	0	0
7503 OBMP - Contract Services (Plume)	43,352	0	0	0	0	0	0
7504 OBMP - Contract Services	0	14	5,088	0	0	0	0
Total 7500 OBMP Pgm Element 6 & 7 - Coop Efforts/Salt Mgm	102,243	12,598	92,479	81,993	111,666	111,112	29,119
7600 OBMP Pgm Element 8 & 9 Storage Mgmt/Conj Use							
7601 OBMP - WM Staff	52,526	2,160	46,940	46,940	19,193	18,948	(27,992)
7602 OBMP - Engineering Services	0	0	11,328	0	22,080	22,080	22,080
7604 OBMP - Supplies	28	30	350	350	350	350	0
Total 7600 OBMP Pgm Element 8 & 9 Storage Mgmt/Conj Use	52,554	2,190	58,618	47,290	41,623	41,378	(5,912)
7700 Inactive Well Protection Program							
7701 Inactive Well Protection Program - WM Staff	0	0	420	420	0	0	(420)
7703 Inactive Well Protection Program - Contract Services	168	0	500	500	500	500	0
Total 7700 Inactive Well Protection Program	168	0	920	920	500	500	(420)
7690 Recharge Improvement Debt Projects							
7690.1 Recharge Improvement Debt Payment	178,135	504,688	501,055	501,055	456,093	456,093	(44,962)
7690.2 Turner Basin Recharge Improvement Project	0	17,000	0	162,236	161,908	161,908	(328)
7690.3 Hickory Basin Recharge Improvement Project	0	0	0	52,400	0	0	(52,400)
7690.4 San Sevaïne Recharge Improvement Project	0	0	0	0	300,000	300,000	300,000
7690.5 CB20 Turnout Noise Abatement Improvement Project	0	0	0	58,193	21,807	21,807	(36,386)
7691 Recharge Improvement Projects	0	0	0	0	0	0	0
Total 7690 Recharge Improvement Debt Projects	178,135	521,688	501,055	773,884	939,808	939,808	165,924
9502 Allocated G&A Expenditures	327,935	65,809	518,222	518,222	341,573	340,193	(178,029)
Total OBMP Implementation Projects	4,087,785	1,788,542	4,372,073	4,750,235	3,986,024	3,965,833	(784,402)
Total General OBMP & Implementation Projects	5,382,865	2,356,349	5,591,259	5,968,876	5,198,799	5,213,631	(755,245)
Total Expenses	6,781,032	3,081,729	6,670,201	7,238,413	6,747,171	6,724,736	(513,678)
Net Ordinary Income	168,998	3,711,917	0	(433,212)	0	0	433,212
Other Income							
4225 Interest Income							
4225 Interest Income	623	23	0	0	0	0	0
4226 LAIF Fair Market Value	(6,791)	0	0	0	0	0	0
Total 4225 Interest Income	(6,168)	23	0	0	0	0	0
Water Replenishment Assessments							
4210 Approp Pool-Replenishment							
4211 15% Gross Assessments	9,368	1,346	0	0	0	0	0
4212 85% Net Assessments	53,086	7,630	0	0	0	0	0

P204

DRAFT

**CHINO BASIN WATERMASTER
DETAIL BUDGET FY 2013-2014**

	FY 11-12 June Actual	FY 12-13 December Actual	FY 12-13 Approved Budget	FY 12-13 Amended Budget	FY 13-14 Original Budget	FY 13-14 Revised Budget	Revised vs. Amended
4213 100% Net Assessments	620,381	633,480	0	0	0	0	0
4214 Prior Year Adjustment	0	0	0	0	0	0	0
4215 Prior Year Carryover	0	0	0	0	0	0	0
4216 CURO Adjustment	3,979	(17,255)	0	0	0	0	0
Total 4210 Approp Pool-Replenishment	686,814	625,202	0	0	0	0	0
4220 Non-Ag Pool-Replenishment							
4223 Net Replenishment	28,231	23,502	0	0	0	0	0
4224 CURO Adjustment	(761)	(713)	0	0	0	0	0
Total 4220 Non-Ag Pool-Replenishment	27,470	22,789	0	0	0	0	0
4600 Groundwater Sales							
4613 Stored Water Sales	2,377,250	1,786,217	0	0	0	0	0
4614 MWD Direct Water Sales	10,269,933	0	0	0	0	0	0
Total 4600 Groundwater Sales	12,647,183	1,786,217	0	0	0	0	0
Total Other Income	13,355,299	2,434,231	0	0	0	0	0
Other Expense							
5010 Groundwater Recharge							
5011.4 Replenishment Water	0	0	0	0	0	0	0
5011.6 MWD Replenishment - Direct Water	0	0	0	0	0	0	0
5011 Replenishment Water - Other	10,963,654	0	0	0	0	0	0
5017 IEUA Surcharges	0	0	0	0	0	0	0
Total 5010 Groundwater Recharge	10,963,654	0	0	0	0	0	0
5100 Other Water Purchases							
5105 Purchase of Non-Ag Pool Water	2,201,349	0	0	0	0	0	0
5105.1 Non-Ag Water - CSI Returns	(327,158)	0	0	0	0	0	0
5106 Tier Adjustment - Delivered Water	25,146	0	0	0	0	0	0
Total 5100 Other Water Purchases	1,899,337	0	0	0	0	0	0
9000 Other Expense							
9010 CalPERS SideFund Expense	0	0	0	0	10,322	10,322	10,322
Total 9000 Other Expense	0	0	0	0	10,322	10,322	10,322
9200 Interest Expense							
9200 Interest Expense	9,272	0	0	0	0	0	0
Total 9200 Interest Expense	9,272	0	0	0	0	0	0
9990 Excess Reserve Refunds							
9996 Refund - Excess Reserves - Appropriative Pool	1,957,901	764,137	0	0	0	0	0
9997 Refund - Excess Reserves - Non-Agricultural Pool	81,757	24,510	0	0	0	0	0
9998 Refund - Recharge Debt - Appropriative Pool	584,280	0	0	0	0	0	0
	2,623,938	788,647	0	0	0	0	0

DRAFT

P205

**CHINO BASIN WATERMASTER
DETAIL BUDGET FY 2013-2014**

	FY 11-12 June Actual	FY 12-13 December Actual	FY 12-13 Approved Budget	FY 12-13 Amended Budget	FY 13-14 Original Budget	FY 13-14 Revised Budget	Revised vs. Amended
Total Other Expense	15,496,202	788,647	0	0	10,322	10,322	10,322
9900 To / (From) Reserves	(1,971,904)	5,357,501	0	0	(10,322)	(10,322)	(10,322)
Net Other Income	(168,998)	(3,711,917)	0	0	0	0	0
Net Income	(\$0)	\$0	\$0	(\$433,212)	\$0	\$0	433,212

DRAFT

P206

**CHINO BASIN WATERMASTER
ACCOUNT NUMBER DESCRIPTION
BUDGET FY 2013-2014**

Budget Account Number	Account Description	Comments and Information
ORDINARY INCOME/EXPENSE		
<u>4000 MUTUAL AGENCY REVENUE</u>		
4013	Local Agency Contr - OBMP	Reimbursement funds from Hanson Aggregates for damage to Lower Day Basin. Annual payments of \$111,000 to start 07/01/09 and end on 07/01/11.
4030	Basin Management Assistance	Represents the one-time contribution amount of \$300,000 from Three Valleys Municipal Water District according to the Peace II Agreement, Section 9, Article 9.1.
4040	Cooperative Agreement	Per section VI.D.3 of the Groundwater Storage Program Funding Agreement No. 49960 in the Chino Basin, the MWD pays Watermaster an annual administrative fee of \$132,000 due July 1st, with a CPI escalation not to exceed 2.5% each year.
<u>4110 APPROPRIATIVE POOL ASSESSMENTS</u>		
4111	Administrative Assessment	Appropriative Pool Assessments equal the Pool's share of all General Administrative Expenses levied to the Appropriators on a per acre-foot basis levied based on the prior year's production.
4111.2	OBMP Assessment	Appropriative Pool Assessments equal the Pool's share of all Optimum Management costs levied to the Appropriators on a per acre-foot basis based on the prior year's production.
4111.3	Appropriative Pool - Special Assessment	Appropriative Pool Special Assessment for legal services. Special Assessment levied to the Appropriators on a formula based upon 50% Operating Safe Yield and 50% Averaged Production and Exchanges, as approved by the Appropriative Pool.
4112	Agricultural Pool Reallocation-Administrative Assessment	The Appropriative Pool and the Overlying Agricultural Pool agreed that the unproduced portion of Ag Pool's annual share of safe yield (82,800 acre-feet) would be immediately reallocated to the Appropriative Pool members provided the Appropriative Pool would pay the Agricultural Pool's share of Administrative and Special Project expenses.
4113	Agricultural Pool Reallocation- OBMP Assessment	With separate assessments levied for General Administration and Optimum Basin Management Plan and Implementation Costs, the Agricultural Pool costs charged through the reallocation levy have been separated to differentiate between the revenues from the two levies.
4115	Recharge Improvement Revenue	Funds required to pay the budgeted debt service payment and the operating and maintenance expenses.
4117	PIY Adjustments	Consists of adjustments related to prior years, if any.
<u>4120 NON-AGRICULTURAL POOL ASSESSMENTS</u>		
4123	Administrative Assessment	Non-Agricultural Pool Assessments equal the Pool's share of all General Administrative Expenses levied to the Non-Agricultural Pool based on the prior year's production.
4123.3	Non-Agricultural Pool - Special Assessment	Non-Agricultural Pool Assessment for legal services. Special Assessment levied to the Non-Agricultural Pool members based upon prior year's actual production.
4124	OBMP Assessment	Non-Agricultural Pool Assessments equal the Pool's share of all Optimum Basin Management costs levied to the Pool members based on the prior year's production.
4127	PIY Adjustments	Consists of adjustments related to prior years, if any.
<u>4730 PRORATED INTEREST INCOME</u>		
<u>6010 SALARY COSTS</u>		
6011	WM Staff Salaries & Payroll Burden	Expenses related to administrative staff hours and costs not related to a particular project.
6012	Payroll Services	Expenses related to processing of bi-weekly payroll and preparation of quarterly and annual tax returns, including calendar year-end W-2 processing.
6013	Human Resources Services	Expenses related to processing of flexible spending medical and dependent care accounts, along with personnel consulting services.
6016	New Employee Search Costs	Expenses related to hiring of new staff, (i.e. employment postings on Brown & Caldwell, Monster.com, CareerBuilder, local newspapers, etc.).
6017	Temporary Services	Expenses related to hiring temporary staff from an Employment Agency (i.e. scanning project, special projects, maternity leaves, extended sick leaves, etc.).
6018	Fringe Benefits	Benefits paid to employees such as employer and employee portions of CalPERS retirement, Medicare payroll taxes, medical, dental, vision, vacation, sick leave, holidays, workers compensation insurance premiums, life insurance premiums, short and long term disability premiums, state unemployment insurance.
60199	Payroll Burden Allocated	Fringe benefits allocated to salary costs.
<u>6020 OFFICE BUILDING EXPENSE</u>		
6021	Office Lease	Lease for Watermaster office.
6022	Telephone	Telephone expense includes office local and long distance services, office conference call services, and cellular phones for management and field staff.
6024	Building Repairs & Janitorial	Monthly janitorial and housekeeping service, along with repairs and maintenance requests for the office.

**CHINO BASIN WATERMASTER
ACCOUNT NUMBER DESCRIPTION
BUDGET FY 2013-2014**

Budget Account Number	Account Description	Comments and Information
6026	Security Services	After business hours and weekend building alarm monitoring services for the office building.
6027	Other Expense	Office building improvements.
<u>6030 OFFICE SUPPLIES & EQUIPMENT</u>		
6031.1	Copy Paper	Cost of copy paper for the printers, copy machines, etc.
6031.7	Other Office Supplies	Cost of office supplies which includes: stationary, envelopes, checks and other miscellaneous office supplies.
6038	Other Office Equipment	Cost of office equipment such as calculators, binding equipment, etc.
6039.1	Banking Service Charges	Monthly bank fees from Bank of America for general checking and payroll account.
6141	Meeting Expenses	Administrative meeting expenses, food, refreshments, etc.
6141.1	Meeting Supplies	Expenses include administrative meeting supplies.
6141.3	Admin Meetings	Expenses include administrative meeting expenses, conference calls, etc.
6147	Other Admin Expenses	Cost of administrative meeting expenses not included in other categories of 6141 listed above.
<u>6040 POSTAGE & PRINTING COSTS</u>		
6042	Postage	Cost of mailing or shipping meeting notices and agendas as needed; correspondence; Annual Reports; outgoing bills and payments, etc. Charges also include FedEx, United Parcel Service costs as well as US postage.
6043	Copy Machine Lease - Other	Cost of leasing copy machines as well as the costs for copies exceeding the minimum number per month/year as stipulated in the lease agreements.
6043.1	Ricoh Lease Fee	Cost of leasing the Ricoh copy machines from Imaging Plus.
6043.2	Ricoh Usage & Maintenance Fee	Covers the usage charges (per page charge) and any maintenance fees for the Ricoh copy machines from Advanced Office Services/Imaging Plus.
6044	Postage Meter Lease	Postage meter costs includes the annual lease fees, quarterly reset fees and postage meter ink cartridge replacements.
6045	Outside Printing	Printing jobs done by outside printers and include the Annual Report, blueprints, special area street maps, color prints and emergency printing when our in-house copiers are down for repairs, etc. Also includes printing of color brochures and annual financial statements.
<u>6050 INFORMATION SERVICES</u>		
6052.1	Park Place Computer Solutions	Watermaster's IT consultant who maintains the computer network and workstations, ensuring proper backups, and recommends system improvements.
6052.2	Applied Computer Technologies	Watermaster's database consultant who maintains the numerous databases.
6052.3	Website Consulting	Costs for IT consultant to maintain, update and ensure the website www.cbwm.org is operational and maintained with current information.
6053	Internet Services	Miscellaneous website maintenance costs & (4) T-1 Verizon phone lines/internet connections.
6054	Computer Software	Costs include new software, software upgrades and annual software licenses.
6056	Computer Hardware	Costs include new computer hardware, upgraded computer hardware, servers, printers, back up power supplies, monitors, etc.
6057	Computer Maintenance	Costs include the maintenance and repair of computer hardware, servers, printers, etc.
<u>6060 WATERMASTER SPECIAL CONTRACT SERVICES</u>		
6061.3	Rauch	Watermaster consultant who specializes in the Annual Report creation, development and submission.
6061.4	Other Contract Services	Watermaster consultants who develop and implement strategic plans, develop brochures, and design reports.
6062	Audit Services	Services provided by the audit firm to ensure compliance and field work related for the annual financial statement audit.
6063	Public Relations Consultant	Watermaster retains outside consultants on a per contract basis as our Public Relations Consultant, to keep us up to date regarding relevant legislative issues.
6064	CEO Recruitment Contract	Services provided by the recruiting firm to hire a new GM for Watermaster (last used 2012).
<u>6070 WATERMASTER LEGAL SERVICES</u>		
6071	Legal Services - Court Coordination	Watermaster legal counsel expenses for the regular court hearings with Judge Reichert.
6072	Legal Services - Annotated/Rules & Regs	Watermaster legal counsel expenses for the Restated Judgment/Annotated Judgment/Rules & Regs.
6073	Legal Services - Personnel Matters	Watermaster legal expenses related to personnel issues and/or other HR matters.
6074	Legal Services - Interagency Issues	Watermaster legal expenses related to interagency matters and issues.
6075	Legal Services - Replenishment Water	Watermaster legal expenses related to the purchase of Replenishment Water.

**CHINO BASIN WATERMASTER
ACCOUNT NUMBER DESCRIPTION
BUDGET FY 2013-2014**

Budget Account Number	Account Description	Comments and Information
6076	Legal Services - Storage Agreements	Watermaster legal expenses related to Storage Agreements.
6077	Legal Services - Party Status Maintenance	Watermaster legal expenses related to Party Status Maintenance.
6078	Legal Services - Miscellaneous	Watermaster legal expenses related to miscellaneous items not listed in any category above.
6078.1	Legal Services - Refresh, Recharge, Reunite	Watermaster legal expenses related to March 12, 2013 session.
6078.2	Legal Services - Pool Issues Resolution	Watermaster legal expenses related to Pool Issues Resolution Facilitation.
6079	Legal Services - Contingency	Watermaster legal expenses related to the administration/G&A contingency.
<u>6080 INSURANCES</u>		
6085	Business Insurance Package	Insurance policies included in Business Insurance Package, including auto coverage, commercial and general liability.
6086	Position Bond Insurance	Insures key positions for risk of misappropriation and/or fraud.
<u>6110 DUES & SUBSCRIPTIONS</u>		
6111	Membership Dues	Watermaster memberships include: American Water Works Assoc Research Foundation, Association of California Water Agencies, Association of Ground Water Agencies, American Groundwater Trust, Southern California Water Committee, Water Education Foundation and the Groundwater Resources Association.
6112	Subscriptions	Watermaster subscribes to several trade journals and the local newspaper.
<u>6150 FIELD SUPPLIES & EQUIPMENT</u>		
6151	Small Tools & Equipment	Small tools and equipment includes any tool which might be required while working in the field.
6154	Uniforms	T-shirts, polo shirts, hats and jackets are provided to staff with Watermaster's logo to wear while in the field and while representing Watermaster. This line item also includes work boots for the field staff.
<u>6170 TRAVEL & TRANSPORTATION</u>		
6170	Travel & Transportation	Travel and transportation costs related to Watermaster business, not related to conferences and seminars.
6171.1	GM Vehicle Allowance	General Manager vehicle allowance included in employment contract, if applicable.
6171.2	Watermaster Mgmt. Staff Vehicle Allowance	Expenses related to Watermaster management staff's monthly automobile allowance.
6173	Mileage Reimbursements	Reimbursements paid to Watermaster employees for use of personal vehicles for Watermaster business at the IRS approved rate per mile.
6174	Public Transportation	Cost of tolls and transponders for Watermaster vehicles on the toll roads (Transportation Corridor Agency and 91 Express Lanes) in Orange County.
6175	Vehicle Fuel	Fuel expenses for Watermaster owned vehicles.
6177	Vehicle Repairs & Maintenance	Repairs and maintenance to Watermaster's vehicles.
<u>6190 CONFERENCES & SEMINARS</u>		
6191	Conferences & Seminars	Costs for staff attending conferences or seminars, training, or presentations regarding the Chino Basin Watermaster activities.
6192	Training & Continuing Education	Attendance at training and continuing education for Watermaster staff.
6193.1	Strategic Planning Conference	Costs associated with the annual Strategic Planning Conference (site location fee, catering, supplies, brochures, etc.).
6193.2	Conference - Registration Fee	Registration fees for the Strategic Planning Conference.
<u>6200 ADVISORY COMMITTEE EXPENSES</u>		
6201	WM Staff Salaries	Salary and burden costs of WM staff in attending and preparing for Advisory Committee meetings.
6211	Compensation - AG Pool Members	Compensation for AG pool members paid through accounts 8470.
6212	Meeting Expense	Costs associated with the Advisory Committee meetings.
6275	Legal Services - Advisory Committee	Brownstein legal services directly allocated to the preparation and attendance at the Advisory Committee meetings.
<u>6300 WATERMASTER BOARD EXPENSES</u>		
6301	WM Staff Salaries	Salary and burden costs of WM staff in preparing for and attending Watermaster Board Meetings.
6311	Board Member Compensation	Board Members are entitled to, but may waive, compensation for each day of service. Those who have not waived, receive \$125 per day served at various meetings including Board meetings, Committee meetings and other water agency meetings, including conference calls.

**CHINO BASIN WATERMASTER
ACCOUNT NUMBER DESCRIPTION
BUDGET FY 2013-2014**

Budget Account Number	Account Description	Comments and Information
6312	Meeting Expenses	Board and Committee meetings may be scheduled to cover the lunch hour so that attendees are absent from their normal jobs the least amount of time possible. If this occurs, a luncheon and/or refreshments are served. Those related costs are reflected in this account.
6313	Board Member's Expenses	Board Members are entitled to receive reimbursement for expenses incurred on behalf of Watermaster business. Upon request, mileage is reimbursed to any Board Member using a personal vehicle for Watermaster business.
6375	Legal Services - Board Meeting	Brownstein legal services directly allocated to the preparation and attendance at the Board meetings.
6500	<u>EDUCATION FUND EXPENDITURES</u>	This account disburses funds from the educational account as directed.
8300	<u>APPROPRIATIVE POOL ADMINISTRATION AND SPECIAL PROJECTS</u>	
8301	WM Staff Salaries	Salary and burden costs of WM staff in attending and preparing for Pool Meetings, and any other Appropriative Pool administrative activity.
8312	Meeting Expenses	Meeting expenses, including the cost of refreshments.
8367	Legal Services	Legal services for the Appropriative Pool legal counsel.
8375	Legal Services- Appropriative Pool Meeting	Brownstein legal services directly allocated to the preparation and attendance at the Appropriative Pool meetings.
8400	<u>AGRICULTURAL POOL ADMINISTRATION AND SPECIAL PROJECTS</u>	
8401	WM Staff Salaries	Salary and burden costs of WM staff in attending and preparing for Pool Meetings, along with any other Agricultural Pool administrative activity.
8411	Compensation - AG Pool Members	Ag Pool Members are reimbursed \$125 for each Pool, Committee or Board Meeting attended. \$25 of the \$125 is coded to this category with the additional \$100 coded to account #8470.
8412	Meeting Expenses	Meeting expenses, including the cost of refreshments.
8456	IEUA Readiness To Serve	As of July 1, 2012, IEUA removed the 'Readiness To Serve' charge for future provision of service to the land in the Agricultural preserve.
8467	Agricultural Pool Legal Services	The Agricultural Pool retains its own legal council to represent them in all Watermaster matters.
8467.1	Frank B & Associates	The Agricultural Pool has contracted with a water management consultant to assist them in following Watermaster activities important to the Agricultural Pool.
8467.2	Legal - Plumes/Other Issues	Legal costs associated with the Plumes and other legal issues.
8470	Ag Pool Meeting Special Compensation	See account #8411 for details of this line item.
8471	Ag Pool Special Projects	Any special projects that the Agricultural Pool approves funds to be expended towards.
8475	Legal Services - Agricultural Pool Meeting	Brownstein legal services directly allocated to the preparation and attendance at the Agricultural Pool meetings.
8485	Ag Pool - Misc. Expense - Ag Fund	The Ag Pool approved an annual amount of \$400 for miscellaneous expenses by Ag Pool members to be deducted from the Ag Pool Fund.
8500	<u>NON-AGRICULTURAL POOL ADMINISTRATION AND SPECIAL PROJECTS</u>	
8501	WM Staff Salaries	Salary and burden costs of WM staff in attending and preparing for Pool Meetings, along with any other Non-Agricultural Pool administrative activity.
8512	Meeting Expense	Meeting expenses, including the cost of refreshments.
8567	Non-Ag Legal Service	The Non-Agricultural Pool retains its own legal council to represent them in all Watermaster matters.
8575	Legal Services - Non-Agricultural Pool	Brownstein legal services directly allocated to the preparation and attendance at the Non-Agricultural Pool meetings.
9500	<u>ALLOCATED G&A EXPENDITURES</u>	Administrative overhead that is allocated to OBMP and Project jobs as a percentage of total Watermaster salaries.
6900	<u>OPTIMUM BASIN MANAGEMENT PROGRAM</u>	
6900	OPTIMUM BASIN MANAGEMENT PROGRAM - GENERAL ENGINEERING	This work includes general engineering services requested by Watermaster to support implementation of the OBMP. The current budget request includes general, non-project specific as well as ad hoc requests for services and data requests promoting the ongoing efforts to implement the OBMP. Items include all aspects of preparing reports as required by the OBMP including the State of the Basin Report and the conditions subsequent pursuant to Judge Gunn's December 21, 2007 court order approving Peace II.
6901	OBMP - WM Staff	Salary and burden costs of WM staff in performance of OBMP activities and projects.
6903	OBMP - SAWPA Group	Basin Monitoring Plan TaskForce with SAWPA
6906	OBMP - Engineering	Costs associated with the OBMP project by Wildermuth Environmental, Inc.
6906.1	OBMP - Watermaster Model Update	Costs associated with updating the OBMP model by Wildermuth Environmental, Inc.
6907.3	WM Legal Counsel	Watermaster legal counsel expenses.
6907.30	Peace II - CEQA	Watermaster legal expenses related to the Peace II - CEQA.

**CHINO BASIN WATERMASTER
ACCOUNT NUMBER DESCRIPTION
BUDGET FY 2013-2014**

Budget Account Number	Account Description	Comments and Information
6907.31	S. Archibald Plume - Formerly OIA	Watermaster legal expenses related to the South Archibald Plume.
6907.32	Chino Airport Plume	Watermaster legal expenses related to the Chino Airport Plume.
6907.33	Desalter/Hydraulic Control Issues	Watermaster legal expenses related to the Desalter/Hydraulic Control Issues and Court proceedings.
6907.34	Santa Ana River Water Rights	Watermaster legal expenses related to the Santa Ana River Water Rights.
6907.35	Paragraph 31 Motion	Watermaster legal expenses related to the Paragraph 31 Motion and Appeal.
6907.36	Santa Ana River Habitat	Watermaster legal expenses related to the Santa Ana River Habitat.
6907.37	Storage and Recovery/Auction	Watermaster legal expenses related to Storage & Recovery/Auction issues.
6907.38	Regional Water Quality Control Board	Watermaster legal expenses related to the Regional Water Quality Control Board.
6907.39	Recharge Master Plan	Watermaster legal expenses related to the Recharge Master Plan.
6907.40	Storage Agreements	Watermaster legal expenses related to Storage Agreements and related issues.
6907.41	Prado Basin Habitat Sustainability	Watermaster legal expenses related to the Prado Basin Habitat Sustainability and other related issues.
6907.9	WM Legal Counsel - Unanticipated	Watermaster legal expense contingency. Can only be allocated to the current fiscal year budget by submitting a budget transfer request through the three Pools, the Advisory Committee and the Board for approval.
6909	OBMP - Other Expenses	Expenses related to the OBMP project (i.e. prior charges for the Regional Board fine and additional costs related to the water softener exchange program through IEUA).
<u>6950</u>	<u>COOPERATIVE EFFORTS</u>	On an ad hoc basis, Watermaster and other agencies agree to share the costs of various projects that will benefit both parties.
<u>9501</u>	<u>ALLOCATED G&A EXPENDITURES</u>	Administrative overhead that is allocated to OBMP and Project jobs as a percentage of total Watermaster salaries.
<u>7000</u>	<u>OPTIMUM BASIN MANAGEMENT PROGRAM IMPLEMENTATION PROJECTS</u>	
7101.1	PRODUCTION MONITORING	Watermaster staff collects and processes production information for the approximately 580 wells within the Basin, including approximately 200 Appropriator wells, 16 Non-Ag wells, and approximately 370 private wells. Watermaster staff read the meters for the private wells, while the Appropriators and Non-Ag parties report their meter readings to Watermaster. The data is inputted into a production database that is updated quarterly, and is used at the end of the fiscal year to provide essential data for the Assessment Package.
7101.2	7101.31	
7101.4	Production Monitoring - Computer Services	Computer services are for the subscription for parcel lot information (split 50/50 with account 7103 - Groundwater Quality Monitoring).
7102.1	IN-LINE METER INSTALLATION	Approximately 270 in-line flow meters are now installed on the previously unmetered private wells. Approximately half of all Ag and Non-Ag meters must be calibrated each year and other maintenance and repairs are required. Each calibration is expected to cost \$200. Approximately 50 broken meters are expected to be replaced this fiscal year, as these wells are expected to remain for at least another 12 months.
7102.5		
7102.7		
7102.8		
7103.1	GROUNDWATER QUALITY MONITORING	Pursuant to the OBMP & Peace Agreement, Program Element 1 includes the development and implementation of a comprehensive groundwater quality monitoring program. Previously, Watermaster annually collected water quality data from approximately 200 private wells and obtained other water quality data from other cooperators so that approximately one-third of the active wells were sampled every third year. Other cooperators include members of the appropriate and overlying non-agricultural pools, the Regional Water Quality Control Board, the Department of Toxic Substances Control, the United States Geological Survey, the Orange County Water District and others. The key well monitoring program has now been implemented. Approximately 125 wells are included within the water quality key well program, with approximately 60 wells being sampled and analyzed each year. This monitoring activity is a requirement for the Chino Basin to receive TDS and Nitrogen objectives based on maximum beneficial use. The ad hoc Water Quality Committee oversees the surface water and groundwater quality programs to ensure that necessary data are collected to effectively manage the Basin.
7103.3		
7103.5		
7103.4	Groundwater Quality Monitoring - Contract Services	Contract services include pumping of monitoring wells, the installation of access spigots on wells as necessary, and highway signs.
7103.6	Groundwater Quality Monitoring - Supplies	Supplies include sampling equipment such as piping and valving, and well as the rental of equipment for monitoring well testing.
7103.7	Groundwater Quality Monitoring - Computer Services	Computer services are for the subscription for parcel lot information (split 50/50 with account 7101 - Production Monitoring).

**CHINO BASIN WATERMASTER
ACCOUNT NUMBER DESCRIPTION
BUDGET FY 2013-2014**

Budget Account Number	Account Description	Comments and Information
7104.1 7104.3	GROUNDWATER LEVEL MONITORING PROJECT	Pursuant to the OBMP and Peace Agreement, Program Element 1 includes the development and implementation of a comprehensive groundwater-level monitoring program. The key well monitoring program has now been implemented. For the key well program, about 75 wells are measured monthly, about 70 wells are measured by transducers, about 210 wells are measured by municipal well owners (which are collected by Watermaster staff), and about 100 wells are measured by cooperators. Cooperators include members of the appropriate and overlying non-ag pools, RWQCB, DTSC, USGS, OCWD, and others. All data is checked for reasonableness with regard to historical data at the well, converted from depth-to-water to groundwater-level elevation, and compiled into a centralized database. The majority of this effort is concentrated in the southern half of the basin to support Desalter/HCMP monitoring programs. This data is analyzed in time series charts and maps annually to support the annual HCMP report and the semi-annual State of the Basin Report.
7104.6	Groundwater Level Monitoring - Supplies	Required supplies include sounder replacement lines, rubber gloves, distilled water, and fittings for installing transducers.
7104.7	Groundwater Level Monitoring - Capital Equipment	Capital equipment include transducers and transducer download cables purchased by Watermaster staff.
7104.4 7104.8	Groundwater Level Monitoring - Contract Services	Contract services include the construction of aluminum covers for transducers (not otherwise enclosed in structures) and ground-level surveys of well reference points.
7104.9	Groundwater Level Monitoring - Capital Equipment	Capital equipment purchased by the Wildermuth Environmental, Inc. staff.
7105.1 7105.4	BASIN WATER QUALITY MONITORING	Pursuant to the OBMP & Peace Agreement, Program Element 1 also includes the surface water quality monitoring program. Work in this line item previously included measuring water quality at recharge and flood retention basins within the Chino Basin. This was typically done during the rainy season only; approximately 3-4 samplings per basin per year. Enough data has now been collected and catalogued for this activity and only minor amounts of money are now budgeted for use on an as-needed basis.
7105.6	Basin Water Quality Monitoring - Supplies	Required supplies item include rubber gloves, sample bags, tools, and field lab equipment.
7107.1	GROUND LEVEL MONITORING	Pursuant to the OBMP and Peace Agreement, Program Element 1 also includes the development and implementation of a ground-level monitoring and testing program. Watermaster is interested in determining how much, if any, subsidence has occurred in the Basin and in monitoring the effectiveness of the OBMP in minimizing it. Data is collected from a network of ground elevation stations (surveys), from a multi-piezometer and from a dual borehole extensometer in the subsidence-prone area (mainly Management Zone 1). Satellite imagery (InSAR) will also be collected and analyzed for subsidence. Watermaster is implementing these efforts as part of the MZ1 Subsidence Management Plan.
7107.2		
7107.3		
7107.5		
7107.6		
7107.8	Ground Level Monitoring - Capital Equipment	Capital equipment purchased by the Wildermuth Environmental, Inc. staff.
7107.9	Ground Level Monitoring - Supplies	Miscellaneous supplies.
7108.1	HYDRAULIC CONTROL MONITORING PROGRAM	As part of the Basin Plan, a monitoring plan to evaluate the state of hydraulic control in the southern end of the basin has been developed. Hydraulic control will be used to maximize the safe yield of the basin. Watermaster, OCWD and the Regional Board have developed a monitoring plan to assess the state of hydraulic control to provide information to Watermaster to manage future production and recharge. Samples are collected from stations along the SAR every-other-week for water quality analyses. Stream flow measurements are also collected from stations along the SAR. Four near-river wells are monitored monthly and 21 HCMP SAR wells are monitored annually. Water discharge and quality data are collected from all POTWS and other non-tributary dischargers between the Riverside Narrows and below Prado dam. This monitoring activity is a requirement for the Chino Basin to receive TDS and Nitrogen objectives based on maximum beneficial use.
7108.2		
7108.3		
7108.4		
7108.6		
7108.7	PRADO BASIN HABITAT	Wildermuth Environmental and other outside engineering costs for the Prado Basin Habitat project, split three ways between Watermaster, IEUA and OCWD.
7108.9	HYDRAULIC CONTROL MONITORING	An aerial photograph of the Chino Basin will also be purchased.
7109.3	RECHARGE AND WELL MONITORING PROGRAM	Engineering services to review quarterly and annual reports for Chino Basin Recycled Water Groundwater Recharge Program.
7109.4		
7201	OBMP PROGRAM ELEMENT 2 --	
7202	COMPREHENSIVE RECHARGE PROGRAM	Includes the start of the Recharge Master Plan implementation, GRCC participation and recharge basin O&M (a shared cost with IEUA).
7206	OBMP Program Element 2 - Basin Program	Basin O&M charges direct from IEUA.
7207	OBMP Program Element 2 - Recharge - Other	San Sevaine channel repair - cost sharing agreement with San Bernardino County Flood Control District and Inland Empire Utilities Agency completed in FY 2011/2012.
7209	Recharge Proof Of Concept	Recharge Proof Of Concept.
7301	OBMP PROGRAM ELEMENTS 3 & 5 - WATER SUPPLY PLAN - DESALTER	Expenses include engineering services for the technical review of non-Watermaster consultant work products for consistency with OBMP, Basin Plan and other Watermaster interests. Work in this category also includes the design support for the proposed Chino Creek Desalter well field.
7303		
7304		

**CHINO BASIN WATERMASTER
ACCOUNT NUMBER DESCRIPTION
BUDGET FY 2013-2014**

Budget Account Number	Account Description	Comments and Information
7401 7402 7403 7404 7405	OBMP PROGRAM ELEMENT 4 - MANAGEMENT ZONE MANAGEMENT STRATEGIES	Pursuant to the OBMP and Peace Agreement, Watermaster has developed a long-term management plan for MZ1. Watermaster and the Court approved the MZ1 Subsidence Management Plan in 2007. Watermaster began implementing the MZ1 Subsidence Management Plan in FY 2008-2009 and continued in years thereafter, adapting the plan as new data and understanding dictates. Data collected and analyzed will be presented and discussed at the Subsidence Technical Group meetings.
7501 7502 7503 7505	OBMP PROGRAM ELEMENTS 6 & 7 - COOPERATIVE EFFORTS AND SALT MANAGEMENT	Pursuant to the OBMP and Peace Agreement, Watermaster will complete specific activities to improve water quality monitoring and analyze the effectiveness of the OBMP to accomplish its goals. The work in this line item includes coordinating the Water Quality committee activities, coordinating with RWQCB and DTSC on several groundwater plumes - including VOC plumes potentially emanating from the South Archibald Plume (formerly OIA) and the Chino Airport, and the Stringfellow perchlorate plume, which has now reached the Santa Ana River, the Basin Monitoring Task Force pursuant to Watermaster's Maximum Benefit obligation, and participating in the TMDL process for Santa Ana River, Chino and Mill Creeks.
7503		Includes laboratory costs for split-sample analyses with ABGL of the South Archibald Plume.
7601 7602 7604	OBMP PROGRAM ELEMENTS 8 & 9 - STORAGE MANAGEMENT AND CONJUNCTIVE USE PROGRAMS	Category includes Watermaster's effort to expand the existing DYY Program and to develop new groundwater storage programs.
7701 7703	INACTIVE WELL PROTECTION PROGRAM	Pursuant to the OBMP and Peace Agreement, Watermaster is responsible for inactive wells that have not been properly abandoned. Watermaster equips inactive wells with devices that meet the requirement of well abandonment to protect the integrity of the groundwater. These devices also allow for access to the well for monitoring purposes, if necessary. This fiscal year, approximately two or three inactive wells will need to be equipped with such devices.
7690	RECHARGE IMPROVEMENT DEBT PAYMENT	Repayment of debt as agreed to in contract with Inland Empire Utilities Agency for improvement of recharge basins within the Chino Basin. This expense is to be paid by the Appropriators based upon the OSY formula.
9502	<u>ALLOCATED G&A EXPENDITURES</u>	Administrative overhead that is allocated to OBMP and Project jobs as a percentage of total Watermaster salaries.
013	<u>SUPPLEMENTAL & REPLENISHMENT WATER INCOME AND EXPENSES</u>	Water rights were assigned in the Judgment entered in 1978. It established the terms and conditions regarding replenishment water and how the assessments would be levied to cover the water for each pool. No amounts are budgeted in this category as Watermaster is unable to determine what the overproduction will be at year, if any. Replenishment water is a "pass-thru" expense meaning all amounts overproduced by an agency are billed to them at the rate Watermaster pays for the cost of the water, plus fees.
4210	App Pool Replenishment Assessments	Certain Appropriators under the Judgment have 15% of the cost of replenishment water required by their group and 85% of the cost is paid by the appropriator overproducing water in the prior year. Other Appropriators have the obligation to pay 100% of the costs of replacing any overproduced water.
4211	15% Gross Assessments	Costs levied against the 15% / 85% group for replacing water.
4212	85% Gross Assessments	Costs levied against the 15% / 85% group for replacing water.
4213	100% Net Assessments	Costs levied against those subject to 100% assessments for replacing water.
4216	CURO Adjustment	Cumulative Unmet Replenishment Obligation (CURO).
4220	Non-Ag Pool Replenishment	Non-Ag members (primarily industrial producers) are required to replace any water produced which exceeds their assigned water rights.
4613	Stored Water Sales	Sale of stored Non-Ag water to the Appropriators.
4614	MWD Direct Water Sales	Purchase of water directly from MWD.
5010	Groundwater Recharge	Costs of Replenishment or Supplemental Water.
5011	Replenishment Water - Other	Costs of Replenishment or Supplemental Water.
5011.6	Replenishment Water	Covers the costs of purchasing replenishment water from MWD.
5017	IEUA Surcharges	Inland Empire Utilities Agencies charges a fee for water delivered.

**CHINO BASIN WATERMASTER
ASSESSMENT CALCULATION
FISCAL YEAR 2013-2014**

INCLUDES "10% ADMINISTRATIVE AND 15% OBMP/PROJECT OPERATING RESERVES"

	FY 2012-2013 BUDGET	FY 2013-2014 BUDGET	ASSESSMENT	APPROPRIATIVE POOL		AGRICULTURAL POOL		NON-AG POOL	
PRODUCTION BASIS									
2011-12 Production & Exchanges in Acre-Feet (Actuals)			118,110.745	79,342.533	67.176%	34,353.325	29.086%	4,414.887	3.738%
2012-13 Production & Exchanges in Acre-Feet (Projected)			142,123.143	101,725.287	71.575%	35,691.951	25.113%	4,705.905	3.311%
BUDGET									
				General Administration	OBMP	General Administration	OBMP	General Administration	OBMP
Administration, Advisory Committee & Watermaster Board ¹	\$1,078,942	\$1,376,106	\$1,376,106	\$984,954		\$345,587		\$45,565	
OBMP & Implementation Projects ¹	5,090,204	4,223,823	4,223,823		3,023,220		1,060,745		139,857
General Admin & OBMP Assessments	\$6,169,146	\$5,599,928	5,599,929	984,954	3,023,220	345,587	1,060,745	45,565	139,857
TOTAL BUDGET			5,599,929	984,954	3,023,220	345,587	1,060,745	45,565	139,857
Less Budgeted Interest Income	(39,600)	(29,700)	(29,700)		(21,258)		(7,459)		(983)
Contributions from Outside Agencies	(152,938)	(154,581)	(154,581)		(110,642)		(38,821)		(5,118)
CASH DEMAND			5,415,648	984,954	2,891,320	345,587	1,014,465	45,565	133,756
OPERATING RESERVE									
Administrative (10%)	10%	137,611	\$137,611	\$98,496		\$34,559		\$4,556	
OBMP (15%)	15%	633,573	633,573		453,483		159,112		20,979
Less: Cash On Hand Utilized for Assessments ²		(771,184)	(771,184)	(135,641)	(416,337)	(47,592)	(146,079)	(6,275)	(19,260)
FUNDS REQUIRED TO BE ASSESSED			\$5,415,648	\$947,809	\$2,928,466	\$332,554	\$1,027,499	\$43,846	\$135,474
Proposed Assessments									
General Administration Assessments	A		Per Acre-Foot	\$9.32	\$28.79	\$9.32	\$28.79	\$9.32	\$28.79
Minimum Assessments			Per Producer	\$5.00				\$5.00	
Prior Year Assessments, Information Only (Actuals)									
	B		Per Acre-Foot	\$8.76	\$41.84	\$8.76	\$41.84	\$8.76	\$41.84
	A - B			\$0.56	(\$13.05) (\$12.49)				
Estimated Assessment as of "Approved" Budget May 24, 2012, Information Only									
				\$8.83	\$42.20 \$51.03	\$8.83	\$42.20	\$8.83	\$42.20

P 214

DRAFT

¹ Total costs are allocated to Pools by actual production percentages. Does not include Recharge Debt Payment, Recharge Improvement Projects or Replenishment Water purchases.

² June 30th fund balance (estimated) less funds required for Operating Reserves, Agricultural Pool Reserves, carryover replenishment obligations, SB 22 funds and Education funds.



PicnicTime



PicnicTime



PicnicTime



PicnicTime



PicnicTime



PicnicTime



PicnicTime



PicnicTime

CHINO BASIN WATERMASTER

II. BUSINESS ITEM

- C. **OVERLYING (AGRICULTURAL) POOL MOTION TO MODIFY FEBRUARY 19, 1998 RULING APPOINTING NINE-MEMBER WATERMASTER BOARD (Information Only)**



PicnicTime



PicnicTime



PicnicTime



PicnicTime



PicnicTime



PicnicTime



PicnicTime



PicnicTime



CHINO BASIN WATERMASTER

9641 San Bernardino Road, Rancho Cucamonga, Ca 91730
Tel: 909.484.3888 Fax: 909.484.3890 www.cbwm.org

PETER KAVOUNAS, P.E.
General Manager

STAFF REPORT

DATE: May 23, 2013
TO: Board Members
SUBJECT: Overlying (Agricultural) Pool Motion to Modify February 19, 1998 Ruling Appointing Nine-Member Watermaster Board

SUMMARY

Issue: The Overlying (Agricultural) Pool plans to move the Watermaster Court, pursuant to Paragraph 15, for an Order revising the Court's prior February 19, 1998 Ruling appointing a nine-member Watermaster Board ("1998 Ruling"). The motion will request an order of the Court modifying the 1998 Ruling to allow for members of the Overlying (Agricultural) Pool serving as members of the Overlying (Agricultural) Pool Committee or the Advisory Committee to concurrently serve as representatives of the Pool on the Watermaster Board.

Recommendation: Review Overlying (Agricultural) Pool motion.

Financial Impact: None

Future Consideration

Watermaster Board: March 23, 2013; Information item

ACTIONS:

May 9, 2013 – Appropriative Pool – Information item

May 9, 2013 – Non-Agricultural Pool – Information item

May 9, 2013 – Agricultural Pool – Moved to unanimously approve requesting an order of the Court modifying the 1998 Ruling to allow for members of the Overlying (Agricultural) Pool serving as members of the Overlying (Agricultural Pool) Committee or the Advisory Committee to concurrently serve as representatives of the Pool on the Watermaster Board.

May 16, 2013 – Advisory Committee – Information item

May 23, 2013 – Watermaster Board – Information item

Discussion:

The Overlying (Agricultural) Pool plans to move the Watermaster Court, pursuant to Paragraph 15, for an Order revising the Court's prior February 19, 1998 Ruling appointing a nine-member Watermaster Board ("1998 Ruling"). The 1998 Ruling provides that no representative of a Pool may serve on the Watermaster Board while concurrently serving on the Advisory Committee and/or his or her respective Pool Committee. The members of the Overlying (Non-Agricultural) Pool were specifically excepted from this limitation. The motion will request an order of the Court modifying the 1998 Ruling to allow for members of the Overlying (Agricultural) Pool serving as members of the Overlying (Agricultural) Pool Committee or the Advisory Committee to concurrently serve as representatives of the Pool on the Watermaster Board.

The Overlying (Agricultural) Pool bases its motion on the fact that the number of active Pool members has steadily declined, as was anticipated by the Judgment. Agricultural pumping in the Basin has steadily declined since the 1978 Judgment and has decreased by one third since the 1998 Ruling. Similar to the 1998 Ruling's treatment of the Overlying (Non-Agricultural) Pool, the Overlying (Agricultural) Pool believes the 1998 Ruling's restriction should be lifted as to the members of the Pool in order to ensure adequate representation in the Watermaster process. While the Overlying (Agricultural) Pool is not presently proposing to request that its representatives on the Pool Committee and Advisory Committee serve concurrently on the Watermaster Board, its motion is timely now because Pool Committee and Advisory Committee representatives are serving as alternates to its Watermaster Board members as has been the case for the last decade.

This item is presented for the information of the Appropriative and Overlying (Non-Agricultural) Pool Committees and Overlying (Agricultural) Pool representatives and counsel will be available to discuss the issue.

1
2
3
4
5
6
7
8
9
10
11
12
13
14
15
16
17
18
19
20
21
22
23
24
25
26
27
28

SUPERIOR COURT OF THE STATE OF CALIFORNIA
FOR THE COUNTY OF SAN BERNARDINO – WEST DISTRICT

Chino Basin Municipal Water District,
Plaintiff,
v.
City of Chino et al.,
Defendants.

Case No. RCV 51010

Assigned for All Purposes to the
Honorable Stanford E. Reichert

NOTICE OF MOTION AND MOTION FOR
REVISION OF FEBRUARY 19, 1998
RULING APPOINTING A NINE MEMBER
WATERMASTER BOARD

Date:
Time:

TO ALL PARTIES AND TO THEIR RESPECTIVE ATTORNEYS OF RECORD:

PLEASE TAKE NOTICE THAT the Overlying (Agricultural) Pool hereby moves this Court, pursuant to Paragraph 15 of the Judgment in this action, for an Order revising the Court's prior February 19, 1998 Ruling appointing a nine-member Watermaster Board, in order to allow for members of the Overlying (Agricultural) Pool serving as members of the Overlying (Agricultural) Pool Committee or the Advisory Committee to concurrently serve as representatives of the Pool on the Watermaster Board.

This request is made pursuant to the Court's continuing jurisdiction and authority to enforce and carry out the Judgment in this action with respect to the rights established thereunder. The Motion will be based upon this Notice of Motion and Motion, the attached Memorandum of Points and Authorities, the pleadings, records and files in this action, and upon such oral

1 argument and other evidence as may be presented at the hearing on the Motion.

2

3 Dated: _____

4

5

6

7

8

9

10

11

12

13

14

15

16

17

18

19

20

21

22

23

24

25

26

27

28

1 MEMORANDUM OF POINTS AND AUTHORITIES

2 **I. INTRODUCTION**

3 The Overlying (Agricultural) Pool hereby brings this motion pursuant to Paragraph 15 of
4 the Judgment in this matter to modify the Court's February 19, 1998 Ruling appointing a nine-
5 member Watermaster Board ("1998 Ruling"), in order to allow for members of the Overlying
6 (Agricultural) Pool ("Agricultural Pool") serving as members of the Overlying (Agricultural)
7 Pool Committee or the Advisory Committee to concurrently serve as representatives of the Pool
8 on the Watermaster Board. Good cause exists for the Court to grant this motion in order to ensure
9 that the members of the Agricultural Pool will continue to maintain adequate representation on
10 the Watermaster Board, Advisory Committee and the Pool Committee despite the Pool's
11 declining membership.

12 **II. BACKGROUND**

13 **A. The Agricultural Pool**

14 The Judgment provides for three Pools—the Agricultural Pool, the Overlying (Non-
15 Agricultural) Pool and the Appropriative Pool—each of which is described in Paragraph 43 of the
16 Judgment. The Judgment also includes a specific "Pooling Plan" for each Pool, which includes
17 structures for representation on the Advisory Committee and Board. (Judgment, Exhibits "F,"
18 "G" and "H"). Under the Agricultural Pool Pooling Plan, Exhibit "F" to the Judgment, the Pool
19 Committee for this pool "shall consist of not less than nine (9) representatives selected at large by
20 members of the Pool." (Judgment, Exh. "F" ¶ 4.) The exact number of members of the Pool
21 Committee in any year is determined by majority vote of the voting power of members of the
22 pool in attendance at the annual Pool meeting. (Judgment, Exh. "F" ¶ 4.) The number of
23 representatives of the Agricultural Pool Committee on the Advisory Committee "shall be as
24 provided in the rules of the pool from time to time but not exceeding ten (10)." (Judgment, Exh.
25 "F" ¶ 5.)

26 The members of the Agricultural Pool are distinguished from the members of the
27 Overlying (Non-Agricultural) Pool and the Appropriative Pool in that they exercise overlying
28 water rights for purposes other than commercial and industrial use. (Judgment, ¶ 43(a).)

1 Pursuant to the Judgment, a water right is allocated for use on overlying land to the Agricultural
2 Pool in gross rather than to any individual member of the Pool. (Judgment, ¶ 45.) At the time of
3 the Judgment it was anticipated that Agricultural Pool production would diminish as agricultural
4 land was converted to residential development subject to municipal water service, and the
5 Judgment includes detailed procedures regarding the transfer of unproduced Agricultural Pool
6 water to the members of the Appropriative Pool. (Judgment, Exhibit "H" ¶ 10.)

7 **B. Court's 1998 Ruling and the Composition of the Watermaster Board**

8 Pursuant to its 1998 Ruling, the Court appointing a nine-member Watermaster Board,
9 when, prior to the 1998 Ruling, the duties of the Watermaster under the Judgment had been
10 undertaken by the Chino Basin Municipal Water District. The 1998 Ruling, as part of its creation
11 and appointment of the Watermaster Board, includes provisions as to the composition of the
12 Watermaster Board, which include representation by the three wholesale Municipal Water
13 Districts (the Inland Empire Utilities Agency, Three Valleys Municipal Water District, and
14 Western Municipal Water District), and the allocation of the remaining six seats on the
15 Watermaster Board among the three Pools – with three positions to representatives of the
16 Appropriative Pool on a rotating basis, two positions to representatives of the Agricultural Pool,
17 and one position to a representative of the Overlying (Non-Agricultural) Pool. (1998 Ruling, at
18 4:19-27.)

19 The 1998 Ruling additionally includes limits as to the service as a representative on the
20 Watermaster Board concurrently with service on a Pool Committee or the Advisory Committee.
21 (1998 Ruling, at 5:7-14.) Pursuant to the Ruling, no person may serve concurrently on the
22 Watermaster Board while serving as a member of a Pool Committee or the Advisory Committee,
23 except that the members of the Overlying (Non-Agricultural) Pool are expressly excepted from
24 this limitation:

25 No individual will be allowed to serve concurrently on the
26 Watermaster Board while serving as a member of the Advisory
27 Committee and/or the respective Pool Committee, with the
28 exception of representatives from the Overlying (Non-Agricultural)
Pool. This shall not prevent the same member agency or entity with
a representative on the Chino Basin Advisory Committee from
appointing a different representative to the Watermaster Board.

1 (1998 Ruling, 5:7-12.) It is understood that the original justification behind this exception is that
2 the Overlying (Non-Agricultural) Pool comprises a smaller group of parties under the Judgment
3 in *Chino Basin Municipal Water District v. City of Chino et al.*, San Bernardino Sup.Ct. Case No.
4 164327 (“Judgment”) as compared to the other Pool members. (See Exhibits “C” and “D” to the
5 Judgment, listing parties with overlying agricultural rights and parties with overlying non-
6 agricultural rights, and Exhibit “E” to the Judgment, listing parties with appropriative rights.)

7 **C. Agricultural Pool Activity Continues to Decline.**

8 At the time of the Judgment, it was anticipated that Agricultural Pool production would
9 diminish as agricultural land was converted for residential development and brought under
10 municipal water service, and the Judgment included detailed procedures to transfer unproduced
11 Agricultural Pool water to the members of the Appropriative Pool providing such service.
12 (Judgment, Exhibit “H” ¶ 10.) Currently, approximately 15 years after the Court’s 1998 Ruling,
13 the number of Agricultural Pool members is dwindling. (See Declaration of Robert Feenstra, at ¶
14 __.) According to Watermaster’s most recent Annual Report, groundwater production for use by
15 the members of the Agricultural Pool has declined substantially over the last 35 years, from a
16 high of 96,567 acre-feet per year in 1975-76 to 31,342 acre-feet per year in 2010-2011. (See
17 Watermaster 34th Annual Report for 2010-2011, Appendix G-1, attached to the Declaration of
18 Robert Feenstra, at ¶ __.) Since the Court’s 1998 Ruling, such groundwater production has
19 declined by more than one third. (*Id.*) There is presently a relatively small group of active
20 participants in Watermaster matters from the Agricultural Pool, and while there currently is no
21 overlap between Agricultural Pool member service on the Watermaster Board and the Pool
22 Committee, a representative on the Advisory Committee is currently a Pool Committee member,
23 and alternates on the Watermaster Board have in the past been and continue to be members of the
24 Pool Committee. (Declaration of Robert Feenstra, at ¶ __.) This practice has occurred over the
25 last ten years and no party to the Judgment has objected to this practice. (Declaration of Robert
26 Feenstra, at ¶ __.)

27 The Agricultural Pool anticipates that under the current trend of declining activity in the
28 Pool, it may be difficult to find within the Pool’s membership a sufficient number of

1 representatives to fill all of the positions on the Agricultural Pool Committee, the Advisory
2 Committee and the Watermaster Board. (Declaration of Robert Feenstra, at ¶ __.) Accordingly,
3 the Agricultural Pool believes it is appropriate for the Court to allow individual members of the
4 Agricultural Pool to serve concurrently on the Watermaster Board while serving as a member of
5 the Advisory Committee or the Agricultural Pool Committee, in order to preserve the remaining
6 members of the Pool's ability to be represented themselves in the Watermaster process.

7 **III. DISCUSSION**

8 **A. Basis for Motion**

9 The Court has authority to grant this Motion pursuant to Paragraph 15 of the Judgment,
10 which provides that the Court may:

11 ...upon application of any party, the Watermaster, the Advisory
12 Committee or any Pool Committee, by motion...to make such
13 further or supplemental orders or directions as may be necessary or
14 appropriate for interpretation, enforcement or carrying out of this
Judgment, and to modify, amend or amplify any of the provisions
of this Judgment. (Judgment, ¶ 15.)

15 Further, under Paragraph 16 of the Judgment, Watermaster may be changed at any time by
16 subsequent order of the Court, on its own motion, or on the motion of any party after notice and
17 hearing. (Judgment, ¶ 16; see also, 1998 Ruling, at 2:18-22.) Accordingly, pursuant to the
18 Court's authority to issue subsequent orders altering the Watermaster structure, the Court has
19 authority under Paragraph 16 of the Judgment to amend its prior 1998 Ruling.

20 Changed circumstances related to the number of active Agricultural Pool members
21 necessitate this Motion. As recounted above, the number of members of the Agricultural Pool is
22 dwindling, and has been in recent years. (See Declaration of Robert Feenstra, at ¶ __.) There is
23 presently a small group of active participants in Watermaster matters from the Agricultural Pool.
24 (Declaration of Robert Feenstra, at ¶ __.) As described above, a reduction of the number of
25 members of the Overlying Agricultural Pool is contemplated by the Judgment, where provisions
26 related to conversion of agricultural land to residential development anticipated that agricultural
27 properties would be converted to housing and commercial uses.

28 In light of these provisions, the Judgment not only contemplates conversion of

1 Agricultural Pool land, but provides mechanisms for accounting for this conversion. As a result
2 of the conversion of agricultural land toward residential use served by members of the
3 Appropriative Pool, under the current trend of declining membership in the Agricultural Pool, it is
4 appropriate for the Court to allow individual members of the Overlying Agricultural Pool to serve
5 concurrently on the Watermaster Board while serving as a member of the Advisory Committee
6 and/or the Agricultural Pool Committee, in order to preserve the remaining members of the Pool's
7 ability to represent themselves before all forums in the Watermaster Pool and Committee
8 structure under the Judgment. In the same manner that the members of the Overlying (Non-
9 Agricultural) Pool were allowed such an accommodation, the members of the Agricultural Pool
10 should be similarly treated.

11 As described above, Agricultural Pool representatives serving on the Agricultural Pool
12 Committee and the Advisory Committee have served as alternates for the Agricultural Pool's
13 representatives on the Watermaster Board for the majority of the time period since the 1998
14 Ruling was issued, without objection from any Party the Judgment, and the members of the
15 Agricultural Pool believe this past practice both supports the present Motion, but also
16 demonstrates that no Party should have an objection.

17 **IV. CONCLUSION**

18 For the aforementioned reasons, it is requested that the Court revise its 1998 Ruling on the
19 structure of Watermaster to account for the reduced numbers of Agricultural Pool representatives,
20 and allow representatives of the Agricultural Pool to serve concurrently on the Watermaster
21 Board while serving as a member of the Advisory Committee and/or the Agricultural Pool
22 Committee.

23
24
25
26
27
28

Dated: _____

THIS PAGE
HAS
INTENTIONALLY
BEEN LEFT
BLANK
FOR PAGINATION

1
2
3
4
5
6
7
8
9
10
11
12
13
14
15
16
17
18
19
20
21
22
23
24
25
26
27
28

SUPERIOR COURT OF THE STATE OF CALIFORNIA
FOR THE COUNTY OF SAN BERNARDINO – WEST DISTRICT

Chino Basin Municipal Water District,

 Plaintiff,

 v.

City of Chino et al.,

 Defendants.

Case No. RCV 51010

Assigned for All Purposes to the
Honorable Stanford E. Reichert

**[PROPOSED] ORDER REVISING
FEBRUARY 19, 1998 RULING APPOINTING
A NINE MEMBER WATERMASTER
BOARD**

Having read, reviewed and considered all pleadings filed in support and in response, if any, to _____’s Motion for Revision of 1998 Ruling Appointing a Nine Member Watermaster Board, including the argument of counsel presented at the ____, 2013 hearing, and good cause appearing therefore:

I. THE COURT’S 1998 RULING

In its February 19, 1998 Ruling appointing a nine-member Watermaster Board (“1998 Ruling”), the Court, as part of its creation and appointment of the Watermaster Board, included provisions as to the composition of the Watermaster Board, which provide for representation by the three wholesale Municipal Water Districts (the Inland Empire Utilities Agency, Three Valleys Municipal Water District, and Western Municipal Water District), and the allocation of the remaining six seats on the Watermaster Board among the three Pools – with three positions to

1 representatives of the Appropriative Pool on a rotating basis, two positions to representatives of
2 the Overlying (Agricultural) Pool ("Agricultural Pool"), and one position to a representative of
3 the Overlying (Non-Agricultural) Pool.

4 The 1998 Ruling additionally included limits as to the service as a representative on the
5 Watermaster Board concurrently with service on a Pool Committee or the Advisory Committee.
6 Pursuant to the Ruling, no person may serve concurrently on the Watermaster Board while
7 serving as a member of a Pool Committee or the Advisory Committee, except that the members
8 of the Overlying (Non-Agricultural) Pool are expressly excepted from this limitation. The 1998
9 Ruling provides, at page five, lines 7-12, that:

10 No individual will be allowed to serve concurrently on the
11 Watermaster Board while serving as a member of the Advisory
12 Committee and/or the respective Pool Committee, with the
13 exception of representatives from the Overlying (Non-Agricultural)
14 Pool. This shall not prevent the same member agency or entity with
15 a representative on the Chino Basin Advisory Committee from
16 appointing a different representative to the Watermaster Board.

17 One of the justifications behind this exception was the fact that the Overlying (Non-
18 Agricultural) Pool comprises a smaller group of parties under the Judgment in this matter, as
19 compared to the other Pool members.

20 **II. DECLINE IN AGRICULTURAL POOL MEMBERSHIP**

21 At the time of the Judgment, it was anticipated that Agricultural Pool production would
22 diminish as agricultural land was converted for residential development and brought under
23 municipal water service, and the Judgment included detailed procedures to transfer unproduced
24 Agricultural Pool water to the members of the Appropriative Pool providing such service.
25 Currently, as demonstrated in the Motion and accompanying papers, the number of Agricultural
26 Pool members is dwindling, and groundwater production for use by the members of the
27 Agricultural Pool has declined substantially over the last 35 years, from a high of 96,567 acre-feet
28 per year in 1975-76 to 31,342 acre-feet per year in 2010-2011.

The Motion and supporting papers also demonstrate there is presently a relatively small
group of active participants in Watermaster matters from the Agricultural Pool, and while there
currently is no overlap between Agricultural Pool member service on the Watermaster Board and

1 the Pool Committee, a representative on the Advisory Committee is currently a Pool Committee
2 member, and alternates on the Watermaster Board have in the past been and continue to be
3 members of the Pool Committee. Due to the current trend of declining activity in the Pool, the
4 Court finds that it may be difficult to find within the Agricultural Pool's membership a sufficient
5 number of representatives to fill all of the positions on the Agricultural Pool Committee, the
6 Advisory Committee and the Watermaster Board. Accordingly, the Court will allow individual
7 members of the Agricultural Pool to serve concurrently on the Watermaster Board while serving
8 as a member of the Advisory Committee or the Agricultural Pool Committee, in order to preserve
9 the remaining members of the Pool's ability to be represented themselves in the Watermaster
10 process.

11 **III. ORDER**

12 IT IS ORDERED THAT:

13 1. Page 5, lines 7-12, of the Court's 1998 Ruling are modified to read as follows:

14 No individual will be allowed to serve concurrently on the
15 Watermaster Board while serving as a member of the Advisory
16 Committee and/or the respective Pool Committee, with the
17 exception of representatives from the Overlying (Non-Agricultural)
18 Pool and the Overlying (Agricultural) Pool. This shall not prevent
19 the same member agency or entity with a representative on the
20 Chino Basin Advisory Committee from appointing a different
21 representative to the Watermaster Board.

22 Dated: _____

Hon. Stanford E. Reichert
Judge of the Superior Court

23
24
25
26
27
28

THIS PAGE
HAS
INTENTIONALLY
BEEN LEFT
BLANK
FOR PAGINATION



PicnicTime



PicnicTime



PicnicTime



PicnicTime



PicnicTime



PicnicTime



PicnicTime



PicnicTime

CHINO BASIN WATERMASTER

II. BUSINESS ITEM

- D. RIGHT OF ENTRY PERMIT BETWEEN
THE STATE OF CALIFORNIA AND
CBWM



PicnicTime



PicnicTime



PicnicTime



PicnicTime



PicnicTime



PicnicTime



PicnicTime



PicnicTime



CHINO BASIN WATERMASTER

9641 San Bernardino Road, Rancho Cucamonga, Ca 91730
Tel: 909.484.3888 Fax: 909.484.3890 www.cbwm.org

PETER KAVOUNAS, P.E.
General Manager

STAFF REPORT

DATE: May 23, 2013
TO: Watermaster Board Members
SUBJECT: Right of Entry Permit Between the State of California and Chino Basin Watermaster

SUMMARY

Issue: Watermaster seeks continued data from seventeen (17) monitoring wells located on the State of California's (State) California Institution for Men (CIM) property to be effective in Optimum Basin Management Program (OBMP) Implementation Plan Element 1 (Groundwater Monitoring) and Element 4 (Comprehensive Groundwater Management Plan for Management Zone 1), Watermaster has asked the State to retain these wells (in lieu of decommissioning them) and to allow access for monitoring purposes to Watermaster staff. A Right of Entry Permit (ROE) is required for Watermaster to access the wells for monitoring and maintenance purposes.

Recommendation: Authorize the General Manager to execute the proposed Right of Entry Permit, allowing authority to approve non-substantive changes.

Financial Impact: The ROE will enable Watermaster to monitor wells on the CIM site. The cost to monitor these wells is included in the FY 12-13 annual budget, and will be included in subsequent budgets. Under the terms of the ROE Watermaster is also undertaking the future cost of decommissioning the wells, which is approximately \$120,000. In the event that the State terminates the ROE within the first five years, then the State would be responsible for the cost of decommissioning the wells.

Future Consideration

Watermaster Board: May 23, 2013; Approval; Advisory Committee Approval Required

ACTIONS:

April 11, 2013 -- Appropriative Pool -- Unanimously moved to authorize the General Manager to execute the proposed right of entry permit, allowing authority to approve non-substantive changes

April 11, 2013 -- Non-Agricultural Pool -- Unanimously moved to approve staff recommendation and to direct the Pool representatives to support at the Advisory Committee and Watermaster Board meetings subject to changes with they determine to be appropriate

April 11, 2013 -- Agricultural Pool -- Unanimously moved to approve staff recommendation

April 18, 2013 -- Advisory Committee -- Unanimously moved to approve staff recommendation

April 25, 2013 -- Watermaster Board -- Meeting Cancelled

May 23, 2013 -- Watermaster Board --

BACKGROUND

CIM is operated by the State of California, Department of Corrections and Rehabilitation. In early 1990, tetrachloroethene (PCE) was detected at CIM's water supply Well 1. Investigation of the sources and extent of contamination was requested by the Santa Ana Regional Water Quality Control Board (Regional Board) on September 14, 1990. In 1992, construction began on a groundwater monitoring network of various wells in the shallow, intermediate, and deep groundwater zones beneath the site. These monitoring wells were sampled routinely as part of CIM's monitoring program from 1992 through 2007.

In 2007, the State concluded that PCE and other VOC concentrations had decreased to below the MCLs, and that VOCs were not expected to migrate offsite. On May 17, 2007 the State filed a Request for No Further Action (NFA) for groundwater remediation and monitoring at CIM with the Regional Board. The NFA was approved by the Regional Board on December 17, 2009.

The NFA letter recognizes there is no longer a threat to the beneficial uses of the groundwater in the Chino North Groundwater Management Zone and that, "[t]he monitoring wells located at the site are required to be properly decommissioned, in accordance with California Well Standards (DWR Bulletin No. 74-81)." Consultants, legal counsel, and staff at Watermaster and the State have been working cooperatively since the NFA was approved, to preserve a set of monitoring wells at CIM for Watermaster's groundwater monitoring programs pursuant to the Implementation Plan of the Optimum Basin Management Program (OBMP) and the Water Quality Control Plan for the Santa Ana River Basin (Basin Plan). Of the original monitoring wells, Watermaster has requested that the 17 monitoring wells shown in the table below be preserved and incorporated into certain monitoring programs.

Well Name	Well Depth	Casing Diameter	Min Perforated Depth	Max Perforated Depth	Perforation Length	Screen Slot Size	Casing/Screen Type	Completion Date
	<i>feet</i>	<i>inches</i>	<i>feet</i>	<i>feet</i>	<i>feet</i>	<i>inches</i>		
B2B	70.0	4	50.0	70.0	20.0	0.01	Sch. 40 PVC/Sch. 40 PVC	8/11/1994
B4B	100.0	4	80.0	100.0	20.0	0.01	Sch. 40 PVC/Sch. 40 PVC	8/16/1994
MW-20I	216.9	5	201.9	216.4	14.5	0.02	Sch. 80 PVC/Sch. 80 PVC	8/14/1996
MW-21I	200.7	5	181.8	200.0	18.2	0.02	Sch. 80 PVC/Sch. 80 PVC	8/9/1996
MW-21S	101.5	4	91.5	101.0	9.5	0.02	Sch. 40 PVC/Sch. 40 PVC	8/12/1996
MW-22DR	529.5	5	514.5	528.9	14.4	0.02	Sch. 40 PVC/Sch. 40 304 SS	2/13/1997
MW-24I	172.1	5	157.2	171.7	14.5	0.02	Sch. 80 PVC/Sch. 80 PVC	12/23/1997
MW-24S	104.0	4	94.0	103.6	9.6	0.02	Sch. 40 PVC/Sch. 40 PVC	12/30/1997
MW-28I	150.2	5	125.4	144.9	19.5	0.02	Sch. 80 PVC/Sch. 80 PVC	4/20/2001
MW-28S	90.63	5	85.5	90.2	4.7	0.02	Sch. 80 PVC/Sch. 80 PVC	4/27/2001
MW-31I	158.5	5	143.6	158.1	14.5	0.02	Sch. 80 PVC/Sch. 80 PVC	4/5/2001
MW-33S	107.4	4	97.3	106.9	9.6	0.02	Sch. 40 PVC/Sch. 40 PVC	3/22/2001
MW-34S	114.7	4	104.7	114.3	9.6	0.02	Sch. 40 PVC/Sch. 40 PVC	3/29/2001
MW-35I	172.4	5	142.4	171.7	29.3	0.02	Sch. 80 PVC/Sch. 80 PVC	5/9/2001
P-23D	366.0	5	340.8	355.3	14.5	0.02	Sch. 80 PVC/Sch. 80 PVC	8/29/1996
P-23I	202.8	5	182.8	202.4	19.6	0.02	Sch. 80 PVC/Sch. 80 PVC	8/30/1996
P-23S	117.2	4	107.3	116.8	9.5	0.02	Sch. 40 PVC/Sch. 40 PVC	9/4/1996

These wells were selected because their spatial distribution (areally and vertically) will provide important information for the following monitoring programs: (i) the basin-wide key well groundwater quality monitoring program (GWQMP), which provides data necessary for the triennial ambient water quality

recomputation, the Chino Basin numerical model, and the State Of the Basin (SOB) report; (ii) hydraulic control monitoring program (HCMP); and (iii) subsidence monitoring in MZ1.

The OBMP, the Peace Agreements, and the OBMP Implementation Plan all call for a key well monitoring program for groundwater quality as part of Program Element 1. The data generated from the GWQMP are used for the biennial SOB report, the HCMP report, the Chino Basin model, and the triennial ambient water quality recomputation. The latter program provides water quality data to the Basin Monitoring Task Force, administered by the Santa Ana Watershed Project Authority (SAWPA) and is required by the Basin Plan. The deliverables of the GWQMP include time-history plots of key water quality constituents and maps showing the spatial distribution of water quality constituents. These charts and maps are used to assess basin-wide groundwater quality for constituents of concern, trends in groundwater quality, and other special studies of groundwater quality in relation to point-source and non-point source contamination, and emerging contaminants.

DISCUSSION

The ROE Permit gives Watermaster the right to access the 17 wells, install equipment, and collect data. Either party may terminate the agreement by providing notice to the other. The terms of access are defined, along with data sharing provisions. The agreement provides that Watermaster will be responsible for decommissioning of the wells at the end of the monitoring program, unless the State terminates the agreement within the first five years.

The agreement also defines insurance requirements, which are within Watermaster's current insurance limits, and the proper communication protocols.

As of the time of posting of this staff letter there are some non-substantive edits that may be required to bring the agreement to a final form. The ROE permit is shown as Attachment 1 to this staff letter.

ATTACHMENTS

1. Proposed Right of Entry Agreement

 DRAFT

[3/28/13 DRAFT] RIGHT OF ENTRY PERMIT

This RIGHT OF ENTRY PERMIT is made and entered into this _____ day of _____, 2013, by and between the STATE OF CALIFORNIA, acting by and through its Director of the Department of General Services and with the approval of the California Department of Corrections and Rehabilitation (hereinafter, "CDCR") – California Institution for Men, Chino, California (hereinafter, "CIM") (collectively, the "State"), and the CHINO BASIN WATERMASTER, its officers, employees, agents, contractors, subcontractors, and volunteers (hereinafter, "Watermaster").

RECITALS

WHEREAS, by Order of Court in the Superior Court Action: Chino Basin Municipal Water District v. City of Chino (San Bernardino County Superior Court, subsequently re-numbered RCV. 51010) dated February 19, 1998, the court established a nine-member Chino Basin Watermaster Board (Watermaster) to administer the Judgment of January 27, 1978. Paragraph 25 of the Judgment authorizes the Watermaster to enter into contracts for the performance of powers created by the Judgment.

WHEREAS, the 1998 Order required the development of an Optimum Basin Management Program (hereinafter, "OBMP").

WHEREAS, the parties to the above-entitled action entered into a Peace Agreement dated June 29, 2000 to implement the OBMP (hereinafter, "Peace Agreement").

WHEREAS, section 8.2 of the Peace Agreement extended the term of that Agreement to expire on December 31, 2030.

WHEREAS, Watermaster was ordered to implement the OBMP through its Implementation Plan on July 13, 2000.

WHEREAS, pursuant to the Implementation Plan of the OBMP, the Peace Agreement, and the Water Quality Control Plan (Basin Plan) for the Santa Ana River Basin (Region 8), the Watermaster conducts integrated groundwater monitoring programs. These include basin-wide groundwater elevation and groundwater quality monitoring programs and a more focused key well monitoring program to demonstrate whether or not hydraulic control has been attained by the desalter wells (Hydraulic Control Monitoring Program [hereinafter, "HCMP"]).

WHEREAS, on December 17, 2009 the Regional Water Quality Control Board, Santa Ana Region issued a letter "Determination of No Further Action (NFA), Tetrachlorethylene Remediation Project, California Institution for Men, Chino" [also known as the "PCE Remediation Project"] (hereinafter, "NFA Letter"). The NFA Letter also states, "The monitoring wells located at the site are required to be properly decommissioned, in accordance with California Well Standards (DWR Bulletin No. 74-81)." Consultants, counsel, and staff from the State and Watermaster have been working in a cooperative manner since the issuance of the NFA Letter to retain some of the CIM wells so that they could remain in the Watermaster's groundwater monitoring program. These wells, many equipped with pressure transducers, are also a key component in the subsidence monitoring program of OBMP Element No. 4.

WHEREAS, the Watermaster has requested that certain groundwater monitoring wells be retained and not decommissioned and that Watermaster seeks to have a Right of Entry to the CIM site as set forth below.

NOW THEREFORE THE STATE GRANTS WATERMASTER A RIGHT OF ENTRY PERMIT UPON THE FOLLOWING TERMS AND CONDITIONS:

1. **Right of Entry.** The State hereby gives permission to Watermaster to enter upon those lands within the CDCR CIM facility, a State facility (hereinafter, "Property"), for the purposes of access and monitoring of the seventeen (17) groundwater monitoring wells identified in Paragraph 2, below.

2. **Well Retention.** The State will retain and not decommission the following wells and shall not take any actions to interfere with the use of such wells as monitoring wells. The Watermaster is solely responsible for the cost to maintain and repair these wells. These wells are provided by the State on an as-is, where-is basis and are identified on a map attached hereto as Exhibit A, as follows:

B2B	MW-21S	MW-28S	MW-34S	P-23D
B4B	MW-24I	MW-28I	MW-35I	
MW-20I	MW-24S	MW-31I	P-23S	
MW-21I	MW-22DR	MW-33S	P-23I	

Of these wells, B2B and B4B were installed for monitoring groundwater quality at CIM and the remaining wells were installed for the PCE Remediation Project that is the subject of the NFA Letter.

3. **Well Monitoring.** CIM will provide Watermaster reasonable access to the wells listed in Paragraph 2, above, for the purpose of conducting groundwater monitoring, which may include groundwater elevation monitoring and water quality monitoring. Such monitoring may begin immediately. As CIM is a secured facility, CIM may, in its reasonable judgment, restrict access for security purposes.

a. At least sixty (60) days prior to commencement of monitoring, Watermaster shall submit a list of existing and planned program activities anticipated for the monitoring wells, including installation of testing/monitoring equipment (e.g., pressure and temperature sensors with data loggers, etc.), a list of sample analyses anticipated for groundwater sample testing and potential other well testing activities, and identify the consultant(s) who will perform the work. If additional equipment installation, analysis, or testing is planned in the future, Watermaster shall notify CIM in writing of this additional program activity at least sixty (60) days prior to commencement of the activity.

b. Watermaster shall provide CIM with copies of all data, including copies of any raw data and instrument printouts, collected from CIM monitoring wells within 30 days from collection of the data or completion of laboratory analysis, at no cost to the State. Data will be provided in electronic portable document format (hereinafter, "PDF"), Microsoft Excel, Microsoft Word, or an approved equivalent. Laboratory data will be provided as laboratory reports in PDF format and electronic data deliverable in Microsoft Excel format along with

DRAFT

consultation with respect to data as needed or requested by CIM, including but not limited to copies of any raw data and instrument printouts.

c. Watermaster will maintain the monitoring wells and surface completions in accordance with California Well Standards (DWR Bulletin No. 74-90 as may be updated, amended or replaced). Any rehabilitation of the monitoring wells that may be required for Watermaster's monitoring program activities will be the sole responsibility, and at the sole expense, of Watermaster and, if needed, will be conducted in accordance with California Well Standards (DWR Bulletin Nos. 74-81 and 74-90 as may be updated, amended or replaced).

d. Watermaster may include some or all of these wells listed in Paragraph 2, above, in its Key Well Monitoring Program and the HCMP.

e. Nothing within this Right of Entry Permit precludes or prevents CIM from using the monitoring wells to conduct monitoring, sampling, or other testing. The parties will cooperate to ensure that they may each undertake monitoring, sampling, and testing.

4. **Indemnification.** Watermaster waives all claims against State, its officers, agents, and employees, for loss or damage caused by, arising out of, or in any way connected with the exercise of this Right of Entry, and Watermaster agrees to protect, save harmless, indemnify, and defend State, its officers, agents and employees, from any and all loss, damage or liability, including, without limitation, all legal fees, expert witness or consultant fees and expenses related to the response to, settlement of, or defense of any claims or liability which may be suffered or incurred by the State, its officers, agents and employees that is caused by, arises out of, or is in any way connected with Watermaster's exercise of the rights hereby granted, except those arising out of the sole negligence of State.

5. **Decommissioning of Wells Upon Completion of Monitoring Activities.** At the completion of Watermaster's monitoring activities, including pursuant to a Termination of Right of Entry Permit as set forth in Paragraph 6, below, Watermaster shall, at its sole expense, properly decommission the specific wells approved in writing by CIM for decommissioning in accordance with California Well Standards (DWR Bulletin Nos. 74-81 and 74-90 as may be updated, amended or replaced). Notwithstanding the foregoing, if CIM terminates this Right of Entry Permit within the first five years after its execution, Watermaster shall be responsible only for the removal of any equipment installed in the wells, and CIM will, at its sole expense, properly decommission any wells it identifies are not necessary for its monitoring programs or other purposes, in accordance with California Well Standards (DWR Bulletin Nos. 74-81 and 74-90 as may be updated, amended or replaced).

6. **Termination of Right of Entry Permit.** Except upon notice by either party in accordance with Paragraph 20, below, this Right of Entry Permit shall continue until all of the wells identified by CIM pursuant to Paragraph 5 are decommissioned. Watermaster may terminate this Right of Entry Permit by providing at least ninety (90) days' written notice to the State. Upon such notice of termination, Watermaster shall commence and complete, prior to the effective date of termination, all work necessary to decommission the wells, at its own cost and expense and in a manner according to all applicable laws, regulations and orders of state agencies having jurisdiction. The State may terminate this Right of Entry Permit by providing at least one hundred eighty (180) days' written notice to Watermaster. Upon such notice of termination, Watermaster shall commence and complete all work necessary to decommission the wells prior

to the effective date of such termination, at the sole cost and expense of the Watermaster. The State agrees to cooperate with Watermaster to permit reasonable access to perform the decommissioning work.

7. **Insurance Requirements.** Watermaster shall furnish to the State a Certificate of Insurance with the State's number TR12018 indicated on the face of the certificate, issued to the State with evidence of insurance as follows:

(a) **Commercial General Liability:** The Watermaster shall maintain Commercial General Liability aggregate for bodily injury and property damage and Fire Legal Liability with those limits of not less than \$1,000,000 combined per occurrence. The policy shall include coverage for liabilities arising out of premises, operations, personal and advertising injury and liability assumed under an insured contract. This insurance shall apply separately to each insured against whom claim is made or suit is brought subject to the Provider's limit of liability. The policy must include State of California its officers, agents and employees, as additional insured, not only insofar as the operations under the Permit are concerned.

(b) **Automobile Liability:** The Watermaster, if performing work under this Right of Entry Permit, shall maintain motor vehicle liability with limits of not less than \$100,000 per accident for bodily injury and property damage. The State of California, its officers, agents and employees, are to be additional insured with respect to liability arising out of all vehicles, owned, leased and non-owned.

(c) **Worker's Compensation:** The Director/President of Watermaster, if performing work under this Right of Entry Permit by its employees, or such consultant retained by Watermaster to perform the well testing program described above, shall provide a letter stating it has no employees requiring worker's compensation.

(d) The State shall not be liable for the payment of any premiums or assessments on the insurance coverage required by the above provisions. The certificate of insurance shall provide that the insurer will not cancel the insured's coverage without thirty (30) days prior written notice to the State. Watermaster agrees that the insurance herein provided for shall be in effect at all times during the term of this Right of Entry Permit.

(e) In the event that said insurance coverage expires or is terminated at any time during the term of this Right of Entry Permit, Watermaster agrees to provide State, at least thirty (30) days prior to said expiration or termination date, a new certificate of insurance evidencing insurance coverage as provided for herein.

(f) In the event Watermaster or its staff or consultants fail to keep in effect, at all times, insurance coverage as herein provided, State may, in addition to any other remedies it may have, immediately terminate this Right of Entry Permit upon failure of Watermaster to cure such breach within 15 days of the giving of such notice.

(g) If Watermaster is self-insured, Watermaster shall provide State with written acknowledgement of this fact at the time of the execution of this Right of Entry Permit. If, at any time after execution hereof, Watermaster abandons its self-insured status for any reason whatsoever, Watermaster shall immediately notify State of this fact and put in place a policy as described above.

8. This Right of Entry Permit is subject to any and all existing contracts, leases, licenses, encumbrances and claims which may affect the Property. Watermaster shall conduct all

APR 2013

activities pursuant to this Right of Entry Permit in a manner which protects the public health, safety and welfare.

9. Access to the Property shall be as designated by the State and Watermaster shall restrict travel to such roads or routes within the Property as the State's on-site representative at the Property may reasonably designate. Use of said roads or routes by Watermaster shall be restricted to that use which is reasonably necessary to carry out the Right of Entry Permit. Prior to any entry upon the Property pursuant to this Permit, Watermaster shall contact and obtain permission from the CIM Correctional Plant Manager.

10. In recognition of the fact that a portion of the Property is located within CIM, a secured State prison facility, Watermaster agrees that this Right of Entry Permit is subject to any and all limitations and/or requirements customarily imposed as security measures of a State prison facility.

11. State reserves the right to prevent entry upon the Property in the event of a suspected or actual emergency.

12. Prior to any entry upon CIM for any purposes hereinabove set forth, Watermaster shall notify the State by written or oral notice at least seven (7) days to:

Department of Corrections-CIM
Attn: Correctional Plant Manager,
Plant Operations Department
14901 Central Avenue
Chino, CA 91710

13. **No Assignment.** This Right of Entry Permit shall not be assigned or sublet without the express written consent of the State, which may be withheld in the State's sole discretion.

14. **Modification.** This Right of Entry Permit may only be modified in a writing subscribed by Watermaster and the State.

15. **Construction Activities.** In the Watermaster's exercise of rights of entry and obligations under this Right of Entry Permit, including any excavation activities at the Property, Watermaster shall take all reasonable measures to make the same in such manner as will cause the least injury to the surface of the ground around such excavation, and shall replace the earth so removed by it and restore the surface of the ground and any improvements thereon to as near the same condition as they were immediately prior to commencement of Watermaster's activities pursuant to this Right of Entry Permit as is practicable, including the removal of equipment and necessary capping and grouting of wells and any and all other work necessary to cap said wells in accordance with all laws and regulations relating thereto.

16. **Liability Waiver on Entry.** All persons entering the Property for purposes of this Right of Entry Permit, including Watermaster's officers, employees, agents, contractors, subcontractors, consultants, and volunteers, are required to sign a liability waiver prior to accessing the Property for the purpose of exercising the rights provided herein.

17. Watermaster shall comply with all local, state and federal laws and regulations while exercising its rights found herein.

DRAFT

18. **Severance.** If a Court of law rules that any provision of this Right of Entry Permit is void or voidable, it shall be deemed severed from the Right of Entry Permit and the remaining terms shall remain effective and enforceable.

19. Entry upon the Property by Watermaster for the purposes stated herein shall constitute acceptance by Watermaster of all terms and conditions in this Right of Entry Permit.

20. **Notice.** Written notices required by this Right of Entry Permit shall be delivered as follows:

To California Department of General Services:

[Identify recipient and insert address]

To California Department of Corrections and Rehabilitation:

[Identify recipient/s and insert address]

To California Institution For Men:

Associate Warden, Business Services
California Institution for Men
14091 South Central Avenue
P.O. Box 128
Chino, CA 91708-0128

To Chino Basin Watermaster:

General Manager
Chino Basin Watermaster
9641 San Bernardino Road
Rancho Cucamonga, CA 91730

21. **Integration.** This Right of Entry Permit constitutes the entire agreement of the Parties with regard to the subject matter herein, and supersedes any prior, understanding between the parties with respect to the matters covered by this Right of Entry Permit.

22. **Counterparts.** This Right of Entry may be executed in counterpart, each of which shall constitute an original.

SIGNATURES:

CHINO BASIN WATERMASTER

By _____
PETER KAVOUNAS
General Manager
Chino Basin Watermaster

STATE OF CALIFORNIA

DEPARTMENT OF GENERAL SERVICES
FRED KCLASS, DIRECTOR

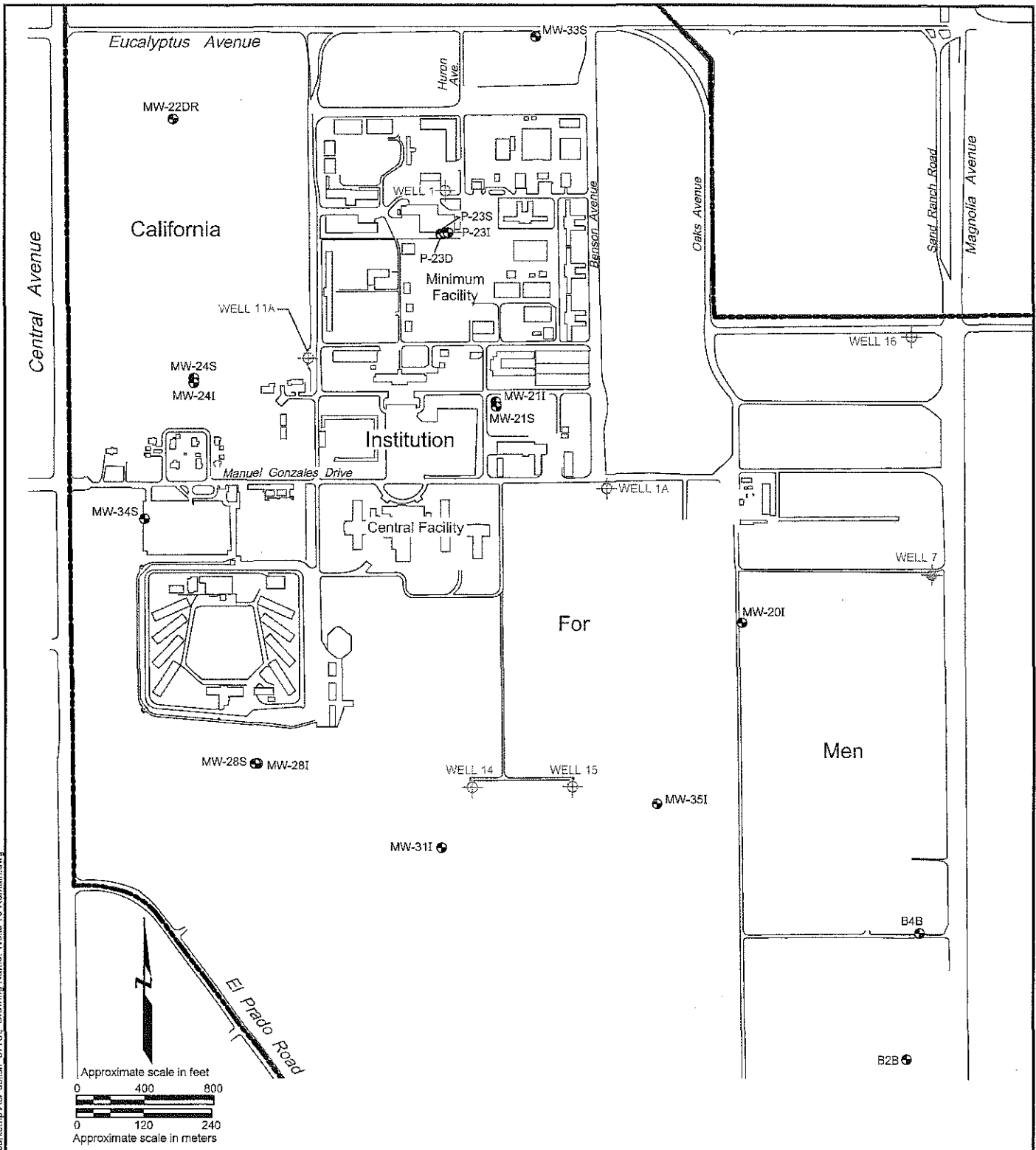
 DRAFT

By _____
MICHAEL BUTLER
Chief, Real Property Services Section

APPROVED:
STATE OF CALIFORNIA
CALIFORNIA DEPARTMENT OF CORRECTIONS
AND REHABILITATION

By: _____
DEBRA HYSEN
Deputy Director
Facility Planning, Construction and Management

Plot Date: 04/04/13 - 5:07 pm. Plotted by: joanna.worker
 Drawing Path: C:\Users\joanna.worker\Documents\appdata\local\temp\acp\publish_57761_Drawing Name: Wells To Remain.dwg



Explanation

- MW-34S ● Groundwater Monitoring Well To Remain
- WELL 16 ⊕ Drinking water supply well location
- WELL 7 ⊕ Agricultural water supply well location
- California Department of Corrections and Rehabilitation (CDCR) property line

Basemap modified from CIM source, dated June 28, 1984; Plumbing Site Plan from CIM source, dated June 8, 1998; a field survey by Associated Engineers, Inc., February 2005; and an aerial photo from TerraServer, dated 06-16-09.

GROUNDWATER MONITORING WELLS TO REMAIN PER AGREEMENT WITH CHINO BASIN WATERMASTER			
California Institution for Men Chino, California			
By: jnw	Date: 04/04/13	Project No.	002064008
		Figure 1	



CHINO BASIN WATERMASTER

IV. INFORMATION

1. Cash Disbursements for April 2013



CHINO BASIN WATERMASTER
Cash Disbursements For The Month of
April 2013

For Informational Purposes Only

Type	Date	Num	Name	Memo	Account	Paid Amount
Bill	04/04/2013	16818	APPLIED COMPUTER TECHNOLOGIES	2105	1012 · Bank of America Gen'l Ckg	
Bill	03/29/2013	2105		Database Consultant - March 2013	6052.2 · Applied Computer Technol	3,402.80
TOTAL						3,402.80
Bill	04/04/2013	16819	BOWCOCK, ROBERT		1012 · Bank of America Gen'l Ckg	
Bill	03/19/2013	3/19 Quarterly Mtg		3/19/13 Quarterly Meeting	6311 · Board Member Compensation	125.00
Bill	03/21/2013	3/21 Advisory Comm		3/21/13 Advisory Committee Meeting	6311 · Board Member Compensation	125.00
Bill	03/28/2013	3/28 Board Mtg		3/28/13 Board Meeting	6311 · Board Member Compensation	125.00
TOTAL						375.00
Bill	04/04/2013	16820	CHEF DAVE'S CAFE & CATERING	3481	1012 · Bank of America Gen'l Ckg	
Bill	03/28/2013	3481		Lunch for 3/28 Board Meeting	6312 · Meeting Expenses	412.13
TOTAL						412.13
Bill	04/04/2013	16821	CRAIG, ROBERT		1012 · Bank of America Gen'l Ckg	
Bill	03/12/2013	3/12 RRR Event		3/12/13 RRR Event	6311 · Board Member Compensation	125.00
Bill	03/19/2013	3/19 LSC Mtg		3/19/13 LSC Meeting	6311 · Board Member Compensation	125.00
Bill	03/21/2013	3/21 Advisory Comm		3/21/13 Advisory Committee Meeting	6311 · Board Member Compensation	125.00
Bill	03/28/2013	3/28 Board Mtg		3/28/13 Board Meeting	6311 · Board Member Compensation	125.00
TOTAL						500.00
Bill	04/04/2013	16822	CURATALO, JAMES		1012 · Bank of America Gen'l Ckg	
Bill	03/11/2013	3/11 Admin Mtg		3/11/13 Administrative Meeting	6311 · Board Member Compensation	125.00
Bill	03/12/2013	3/12 RRR Event		3/12/13 RRR Event	6311 · Board Member Compensation	125.00
Bill	03/19/2013	3/19 Quarterly Mtg		3/19/13 Quarterly Meeting	6311 · Board Member Compensation	125.00
Bill	03/27/2013	3/27 Board Agenda		3/27/13 Board Agenda Review	6311 · Board Member Compensation	125.00
Bill	03/28/2013	3/28 Board Mtg		3/28/13 Board Meeting	6311 · Board Member Compensation	125.00
TOTAL						625.00
Bill	04/04/2013	16823	DC LAW	25102	1012 · Bank of America Gen'l Ckg	
Bill	03/12/2013	25102		Ag Pool Legal Services - March 2013	8467 · Ag Legal & Technical Services	2,880.00
TOTAL						2,880.00
Bill	04/04/2013	16824	DGO AUTO DETAILING		1012 · Bank of America Gen'l Ckg	
Bill	03/28/2013			Wash 4 trucks on 3/14/13 and 3/28/13	6177 · Vehicle Repairs & Maintenance	200.00
TOTAL						200.00
Bill	04/04/2013	16825	DURRINGTON, GLEN	Ag Pool Member Compensation	1012 · Bank of America Gen'l Ckg	
Bill	03/14/2013	3/14 Ag Pool Mtg		3/14/13 Ag Pool Meeting	8411 · Compensation	25.00
				Ag Pool Member Compensation	8470 · Ag Meeting Attend -Special	100.00

P 2400

CHINO BASIN WATERMASTER
Cash Disbursements For The Month of
April 2013

For Informational Purposes Only

<u>Type</u>	<u>Date</u>	<u>Num</u>	<u>Name</u>	<u>Memo</u>	<u>Account</u>	<u>Paid Amount</u>
TOTAL						125.00
Bill Pmt -Check	04/04/2013	16826	EGOSCUE LAW GROUP		1012 · Bank of America Gen'l Ckg	
Bill	03/28/2013	10317		Ag Pool Legal Services - March 2013	8467 · Ag Legal & Technical Services	8,112.50
Bill	03/28/2013	10293		Ag Pool Legal Services - February 2013	8467 · Ag Legal & Technical Services	2,447.50
TOTAL						10,560.00
Bill Pmt -Check	04/04/2013	16827	ELIE, STEVEN		1012 · Bank of America Gen'l Ckg	
Bill	03/12/2013	3/12 RRR Event		3/12/13 RRR Event	6311 · Board Member Compensation	125.00
Bill	03/28/2013	3/28 Board Mtg		3/28/13 Board Meeting	6311 · Board Member Compensation	125.00
TOTAL						250.00
Bill Pmt -Check	04/04/2013	16828	FEENSTRA, BOB		1012 · Bank of America Gen'l Ckg	
Bill	03/14/2013	3/14 Ag Pool Mtg		3/14/13 Ag Pool Meeting	8411 · Compensation	25.00
				3/14/13 Ag Pool Meeting	8470 · Ag Meeting Attend -Special	100.00
Bill	03/19/2013	3/19 Quarterly Mtg		3/19/13 Quarterly Meeting	8411 · Compensation	25.00
				3/19/13 Quarterly Meeting	8470 · Ag Meeting Attend -Special	100.00
Bill	03/21/2013	3/22 Advisory Comm		3/22/13 Advisory Committee Meeting	8411 · Compensation	25.00
				3/22/13 Advisory Committee Meeting	8470 · Ag Meeting Attend -Special	100.00
Bill	03/28/2013	3/28 Board Mtg		3/28/13 Board Meeting	8411 · Compensation	25.00
				3/28/13 Board Meeting	8470 · Ag Meeting Attend -Special	100.00
TOTAL						500.00
Bill Pmt -Check	04/04/2013	16829	GEOTECHNICAL SERVICES		1012 · Bank of America Gen'l Ckg	
Bill	03/28/2013	17417		17417	7103.6 · Grdwtr Qual-Supplies	2,366.75
Bill	03/28/2013	17418		17418	7103.6 · Grdwtr Qual-Supplies	447.27
TOTAL						2,814.02
Bill Pmt -Check	04/04/2013	16830	HALL, PETE*		1012 · Bank of America Gen'l Ckg	
Bill	03/07/2013	3/07 RMPU Mtg		3/07/13 RMPU Meeting	8411 · Compensation	25.00
				Ag Pool Member Compensation	8470 · Ag Meeting Attend -Special	100.00
Bill	03/12/2013	3/12 RRR Event		3/12/13 RRR Event	8470 · Ag Meeting Attend -Special	125.00
Bill	03/14/2013	3/14 Ag Pool Mtg		3/14/13 Ag Pool Meeting	8470 · Ag Meeting Attend -Special	125.00
Bill	03/19/2013	3/19 LSC Mtg		3/19/13 LSC Meeting	8470 · Ag Meeting Attend -Special	125.00
Bill	03/21/2013	3/21 Advisory Comm		3/21/13 Advisory Committee Meeting	8470 · Ag Meeting Attend -Special	125.00
Bill	03/21/2013	3/21 RMPU Mtg		3/21/13 RMPU Meeting	8470 · Ag Meeting Attend -Special	125.00
Bill	03/28/2013	3/28 Board Mtg		3/28/13 Board Meeting	8470 · Ag Meeting Attend -Special	125.00
TOTAL						875.00
Bill Pmt -Check	04/04/2013	16831	HSBC BUSINESS SOLUTIONS	7003-7309-1000-2744	1012 · Bank of America Gen'l Ckg	
Bill	03/28/2013	7003730910002744		Miscellaneous office supplies/binders/RRR	6031.7 · Other Office Supplies	1,150.05

P241

CHINO BASIN WATERMASTER
Cash Disbursements For The Month of
April 2013

For Informational Purposes Only

<u>Type</u>	<u>Date</u>	<u>Num</u>	<u>Name</u>	<u>Memo</u>	<u>Account</u>	<u>Paid Amount</u>	
				Office paper	6031.1 · Copy Paper	427.55	
TOTAL						<u>1,577.60</u>	
Bill Pmt -Check	04/04/2013	16832	HUITSING, JOHN	Ag Pool Member Compensation	1012 · Bank of America Gen'l Ckg		
Bill	03/14/2013	3/14 Ag Pool Mtg		3/14/13 Ag Pool Meeting	8411 · Compensation	25.00	
				Ag Pool Member Compensation	8470 · Ag Meeting Attend -Special	100.00	
TOTAL						<u>125.00</u>	
Bill Pmt -Check	04/04/2013	16833	KUHN, BOB		1012 · Bank of America Gen'l Ckg		
Bill	03/11/2013	3/11 Admin Mtg		3/11/13 Administrative Meeting	6311 · Board Member Compensation	125.00	
Bill	03/12/2013	3/12 RRR Event		3/12/13 RRR Event	6311 · Board Member Compensation	125.00	
Bill	03/14/2013	3/14 Appro Pool Mtg		3/14/13 Appropriative Pool Meeting	6311 · Board Member Compensation	125.00	
Bill	03/19/2013	3/19 Quarterly Mtg		3/19/13 Quarterly Meeting	6311 · Board Member Compensation	125.00	
Bill	03/21/2013	3/21 Advisory Comm		3/21/13 Advisory Committee Meeting	6311 · Board Member Compensation	125.00	
Bill	03/27/2013	3/27 Board Agenda		3/27/13 Board Agenda Review	6311 · Board Member Compensation	125.00	
Bill	03/28/2013	3/28 Board Meeting		3/28/13 Board Meeting	6311 · Board Member Compensation	125.00	
TOTAL						<u>875.00</u>	
P242	Bill Pmt -Check	04/04/2013	16834	PARK PLACE COMPUTER SOLUTIONS, INC.	473	1012 · Bank of America Gen'l Ckg	
TOTAL	Bill	03/29/2013	473		IT Consulting Services - March 2013	6052.1 · Park Place Comp Solutn	3,300.00
						<u>3,300.00</u>	
Bill Pmt -Check	04/04/2013	16835	PAYCHEX	2013032800	1012 · Bank of America Gen'l Ckg		
Bill	03/28/2013	2013032800		March 2013	6012 · Payroll Services	236.74	
TOTAL						<u>236.74</u>	
Bill Pmt -Check	04/04/2013	16836	PIERSON, JEFFREY		1012 · Bank of America Gen'l Ckg		
Bill	03/07/2013	3/07 RMPU Mtg		3/07/13 RMPU Meeting	8411 · Compensation	25.00	
				3/07/13 RMPU Meeting	8470 · Ag Meeting Attend -Special	100.00	
Bill	03/14/2013	3/14 Ag Pool Mtg		3/14/13 Ag Pool Meeting	8411 · Compensation	25.00	
				3/14/13 Ag Pool Meeting	8470 · Ag Meeting Attend -Special	100.00	
Bill	03/28/2013	3/28 Board Mtg		3/28/13 Board Meeting	8411 · Compensation	25.00	
				3/28/13 Board Meeting	8470 · Ag Meeting Attend -Special	100.00	
TOTAL						<u>375.00</u>	
Bill Pmt -Check	04/04/2013	16837	PREMIERE GLOBAL SERVICES	13553010	1012 · Bank of America Gen'l Ckg		
Bill	03/28/2013	13553010		Agenda call on 3/05	8412 · Meeting Expenses	21.99	
				Agenda call on 3/05	8512 · Meeting Expense	21.99	
				Agenda call on 3/05	8312 · Meeting Expenses	21.99	
				RMPU call on 3/07	7204 · Comp Recharge-Supplies	105.38	
				PK call on 3/08	6909.1 · OBMP Meetings	24.42	

CHINO BASIN WATERMASTER
Cash Disbursements For The Month of
April 2013

For Informational Purposes Only

Type	Date	Num	Name	Memo	Account	Paid Amount
				Agenda review call on 3/13	8412 · Meeting Expenses	16.27
				Agenda review call on 3/13	8512 · Meeting Expense	16.27
				Agenda review call on 3/13	8312 · Meeting Expenses	16.29
				Non-Ag pool mtg call on 3/14	8512 · Meeting Expense	71.54
				Non-Ag pool mtg call on 3/14	8512 · Meeting Expense	86.73
				Non-Ag pool mtg call on 3/14	8512 · Meeting Expense	25.26
				PK call on 3/25	6909.1 · OBMP Meetings	109.43
				Service fee	6022 · Telephone	19.15
				Monthly fee	6022 · Telephone	19.95
TOTAL						576.66
Bill Pmt -Check	04/04/2013	16838	PURCHASE POWER	8000909000168851	1012 · Bank of America Gen'l Ckg	
Bill	03/28/2013	8000909000168851		Mail documents to San Bernardino County	6042 · Postage - General	45.24
TOTAL						46.24
Bill Pmt -Check	04/04/2013	16839	ROGERS, PETER		1012 · Bank of America Gen'l Ckg	
Bill	03/12/2013	3/12 RRR Event		3/12/13 RRR Event	6311 · Board Member Compensation	125.00
Bill	03/19/2013	3/19 Quarterly Mtg		3/19/13 Quarterly Meeting	6311 · Board Member Compensation	125.00
Bill	03/28/2013	3/28 Board Mtg		3/28/13 Board Meeting	6311 · Board Member Compensation	125.00
TOTAL						375.00
Bill Pmt -Check	04/04/2013	16840	THE LAWTON GROUP	6017	1012 · Bank of America Gen'l Ckg	
Bill	03/28/2013	19905		Week ending 3/24/13	6017 · Temporary Services	824.00
TOTAL						824.00
Bill Pmt -Check	04/04/2013	16841	UNION 76	300-732-989	1012 · Bank of America Gen'l Ckg	
Bill	03/28/2013	300732989		Fuel - March 2013	6175 · Vehicle Fuel	247.96
TOTAL						247.96
Bill Pmt -Check	04/04/2013	16842	VANDEN HEUVEL, GEOFFREY	6311	1012 · Bank of America Gen'l Ckg	
Bill	03/14/2013	3/14 Ag Pool Mtg		3/14/13 Ag Pool Meeting	6311 · Board Member Compensation	125.00
Bill	03/28/2013	3/28 Board Meeting		3/28/13 Board Meeting	6311 · Board Member Compensation	125.00
TOTAL						250.00
Bill Pmt -Check	04/04/2013	16843	VANDEN HEUVEL, ROB	Ag Pool Member Compensation	1012 · Bank of America Gen'l Ckg	
Bill	03/14/2013	3/14 Ag Pool Mtg		3/14/13 Ag Pool Meeting	8411 · Compensation	25.00
				Ag Pool Member Compensation	8470 · Ag Meeting Attend -Special	100.00
TOTAL						125.00
Bill Pmt -Check	04/04/2013	16844	VERIZON		1012 · Bank of America Gen'l Ckg	
Bill	03/28/2013	01251911695092103		012519116950792103	6022 · Telephone	485.29

P2#3

CHINO BASIN WATERMASTER
Cash Disbursements For The Month of
April 2013

For Informational Purposes Only

Type	Date	Num	Name	Memo	Account	Paid Amount
Bill	03/28/2013	012561121521714508		012561121521714508	7405 · PE4-Other Expense	184.12
TOTAL						669.41
Bill Pmt -Check	04/04/2013	16845	YUKON DISPOSAL SERVICE	08-K2 213849	1012 · Bank of America Gen'l Ckg	
Bill	04/01/2013	08-k2 213849		Trash service for April 2013	6024 · Building Repair & Maintenance	106.53
TOTAL						106.53
Bill Pmt -Check	04/12/2013	16846	SERGEANT SHREDDER	On-Site Shredding	1012 · Bank of America Gen'l Ckg	
Bill	04/12/2013			On-Site Shredding	6031.7 · Other Office Supplies	125.00
TOTAL						125.00
General Journal	04/13/2013	04/13/2013	Payroll and Taxes for 03/31/13-04/13/13	Payroll and Taxes for 03/31/13-04/13/13	1012 · Bank of America Gen'l Ckg	
				Direct Deposits for 03/31/13-04/13/13	1012 · Bank of America Gen'l Ckg	20,077.37
				Payroll Taxes for 03/31/13-04/13/13	1012 · Bank of America Gen'l Ckg	6,864.69
TOTAL						26,942.06
Bill Pmt -Check	04/16/2013	16847	ACWA JOINT POWERS INSURANCE AUTHORITY 00198		1012 · Bank of America Gen'l Ckg	
Bill	04/09/2013	00198		Disability Insurance - 00198	1409 · Prepaid Life, BAD&D & LTD	203.42
TOTAL						203.42
Bill Pmt -Check	04/16/2013	16848	CALPERS 457 PLAN	Payroll and Taxes for 03/17/13-03/30/13	1012 · Bank of America Gen'l Ckg	
General Journal	03/31/2013	13/03/08	CALPERS 457 PLAN	457 Employee deductions for 03/17/13-03/30/13	2000 · Accounts Payable	3,173.36
TOTAL						3,173.36
Bill Pmt -Check	04/16/2013	16849	CORELOGIC INFORMATION SOLUTIONS	80816943	1012 · Bank of America Gen'l Ckg	
Bill	03/31/2013	80816943		80816943	7103.7 · Grdwtr Qual-Computer Svc	62.50
				80816943	7101.4 · Prod Monitor-Computer	62.50
TOTAL						125.00
Bill Pmt -Check	04/16/2013	16850	GREAT AMERICA LEASING CORP.	13409488	1012 · Bank of America Gen'l Ckg	
Bill	04/09/2013	13532848		Invoice	6043.1 · Ricoh Lease Fee	2,795.00
				February 2013	6043.1 · Ricoh Lease Fee	533.32
TOTAL						3,328.32
Bill Pmt -Check	04/16/2013	16851	HOGAN LOVELLS	2724056	1012 · Bank of America Gen'l Ckg	
Bill	03/31/2013	2724056		Non-Ag Pool legal services - March 2013	8567 · Non-Ag Legal Service	1,781.17
TOTAL						1,781.17
Bill Pmt -Check	04/16/2013	16852	PRINTING RESOURCES		1012 · Bank of America Gen'l Ckg	
Bill	04/03/2013	59437		Nameplates: Sherri Molino and Al Lopez	6031.7 · Other Office Supplies	57.00
Bill	04/03/2013	59465		Nameplate: Ray Marquez	6031.7 · Other Office Supplies	28.50

P244

CHINO BASIN WATERMASTER
Cash Disbursements For The Month of
April 2013

For Informational Purposes Only

	<u>Type</u>	<u>Date</u>	<u>Num</u>	<u>Name</u>	<u>Memo</u>	<u>Account</u>	<u>Paid Amount</u>
TOTAL							85.50
	Bill Pmt -Check	04/16/2013	16853	PUBLIC EMPLOYEES' RETIREMENT SYSTEM	Payor #3493	1012 · Bank of America Gen'l Ckg	
	General Journal	03/31/2013	13/03/07	PUBLIC EMPLOYEES' RETIREMENT SYSTEM	CalPERS Retirement for 03/17/13-03/30/13	2000 · Accounts Payable	7,042.98
TOTAL							7,042.98
	Bill Pmt -Check	04/16/2013	16854	SOUTHERN CALIFORNIA WATER COMMITTEE	SCWC Quarterly Meeting	1012 · Bank of America Gen'l Ckg	
	Bill	04/03/2013	4/28 Quarterly Mtg		Registration-Kavounas-attend SCWC Qtrly Mtg	6191 · Conferences - General	70.00
TOTAL							70.00
	Bill Pmt -Check	04/16/2013	16855	THE LAWTON GROUP	6017	1012 · Bank of America Gen'l Ckg	
	Bill	03/31/2013	19927		Week ending 3/31/13	6017 · Temporary Services	659.20
TOTAL							659.20
	Bill Pmt -Check	04/16/2013	16856	WESTERN DENTAL SERVICES, INC.	11882	1012 · Bank of America Gen'l Ckg	
	Bill	04/03/2013	11882		Dental insurance - April 2013	60182.2 · Dental & Vision Ins	30.00
TOTAL							30.00
P245	Bill Pmt -Check	04/18/2013	16857	RON SHELLEY'S AUTOMOTIVE		1012 · Bank of America Gen'l Ckg	
	Bill	04/18/2013	2859		2859	6177 · Vehicle Repairs & Maintenance	96.43
	Bill	04/18/2013	2863		2863	6177 · Vehicle Repairs & Maintenance	54.43
TOTAL							150.86
	Bill Pmt -Check	04/22/2013	16858	BANK OF AMERICA	XXXX-XXXX-XXXX-9341	1012 · Bank of America Gen'l Ckg	
	Bill	03/31/2013	XXXX-XXXX-XXXX-9341		Index tabs for Guidance Docs	6031.7 · Other Office Supplies	497.03
					Labels for Guidance Docs	6031.7 · Other Office Supplies	66.94
					Large binders for Guidance Docs	6031.7 · Other Office Supplies	795.74
					Book for field work documentation	7104.7 · Grdwtr Level-WM Staff-Cap Equip	25.83
					Lunch for CDA Mtg	7305 · PE3&5-Supplies	101.11
					Parking-Ontario Airport-Kavounas-Legislative Symp	6191 · Conferences - General	36.00
					Lunch for P. Kavounas at Ontario Airport	6191 · Conferences - General	14.13
					Hotel-Kavounas-Legislative Symposium-Sacrament	6191 · Conferences - General	232.60
					Online training for office staff	6192 · Training & Seminars	24.00
					P. Kavounas lunch w/Steve Elie	6312 · Meeting Expenses	24.17
TOTAL							1,817.55
	Bill Pmt -Check	04/22/2013	16859	CUCAMONGA VALLEY WATER DISTRICT	Lease due May 1, 2013	1012 · Bank of America Gen'l Ckg	
	Bill	04/15/2013			Lease due May 1, 2013	1422 · Prepaid Rent	6,098.00
TOTAL							6,098.00
	Bill Pmt -Check	04/22/2013	16860	CUCAMONGA VALLEY IAAP	April 24, 2013 Chapter Meeting	1012 · Bank of America Gen'l Ckg	

CHINO BASIN WATERMASTER
Cash Disbursements For The Month of
April 2013

For Informational Purposes Only

Type	Date	Num	Name	Memo	Account	Paid Amount
Bill	04/16/2013			Fee-Wilson/Ruiz/Molino-04/24/13 Chapter Meeting	6192 · Training & Seminars	77.00
TOTAL						77.00
Bill Pmt -Check	04/22/2013	16861	GEOTECHNICAL SERVICES	17443	1012 · Bank of America Gen'l Ckg	
Bill	04/03/2013	17443		17443	7103.6 · Grdwtr Qual-Supplies	2,569.45
TOTAL						2,569.45
Bill Pmt -Check	04/22/2013	16863	JOHN J. SCHATZ	February-March 2013	1012 · Bank of America Gen'l Ckg	
Bill	03/31/2013			Approp. Pool legal services-Feb. & March 2013	8367 · Legal Service	6,402.63
TOTAL						6,402.63
Bill Pmt -Check	04/22/2013	16864	LEGAL SHIELD	111802	1012 · Bank of America Gen'l Ckg	
Bill	04/18/2013	0111802		Employee deductions - April 2013	60194 · Other Employee Insurance	51.80
TOTAL						51.80
Bill Pmt -Check	04/22/2013	16865	MCCALL'S METER SALES & SERVICE	23749	1012 · Bank of America Gen'l Ckg	
Bill	04/03/2013	23749		23749	7102.5 · In-line Meter-Repair & Maint.	684.31
				23749	7102.7 · In-line Meter-Labor	50.00
				23749	7102.8 · In-line Meter-Calib & Test	275.00
TOTAL						1,009.31
Bill Pmt -Check	04/22/2013	16866	PITNEY BOWES CREDIT CORPORATION	6684246	1012 · Bank of America Gen'l Ckg	
Bill	04/18/2013	6684246		Leasing charges	6044 · Postage Meter Lease	548.64
TOTAL						548.64
Bill Pmt -Check	04/22/2013	16867	POWERS ELECTRIC PRODUCTS CO.	7103.5	1012 · Bank of America Gen'l Ckg	
Bill	04/05/2013	61997		61997	7104.6 · Grdwtr Level-Supplies	1,592.52
TOTAL						1,592.52
Bill Pmt -Check	04/22/2013	16868	STAULA, MARY L	Retiree Medical	1012 · Bank of America Gen'l Ckg	
Bill	04/30/2013				60182.4 · Retiree Medical	136.61
TOTAL						136.61
Bill Pmt -Check	04/22/2013	16869	THE LAWTON GROUP	6017	1012 · Bank of America Gen'l Ckg	
Bill	04/12/2013	19950		Week ending 4/07/13	6017 · Temporary Services	824.00
TOTAL						824.00
Bill Pmt -Check	04/22/2013	16870	VERIZON BUSINESS	67242785	1012 · Bank of America Gen'l Ckg	
Bill	04/18/2013	67242785		T1 lines - 67242785	6053 · Internet Expense	1,543.35
TOTAL						1,543.35

P276

CHINO BASIN WATERMASTER
Cash Disbursements For The Month of
April 2013

For Informational Purposes Only

Type	Date	Num	Name	Memo	Account	Paid Amount
Bill Pmt -Check	04/22/2013	16871	VERIZON WIRELESS	9702706135	1012 - Bank of America Gen'l Ckg	
Bill	04/12/2013	9702706135		Monthly service	6022 - Telephone	361.49
TOTAL						361.49
Bill Pmt -Check	04/22/2013	16872	INLAND EMPIRE UTILITIES AGENCY		1012 - Bank of America Gen'l Ckg	
	03/11/2013	90011814		GW Recharge O&M 3rd Quarter	7206 - Comp Recharge-O&M	208,488.25
	03/11/2013	90011814		FY 2011/12 Recon of O&M Expenses	7206 - Comp Recharge-O&M	-76,864.65
	04/10/2013	90011815		Prior Years Debt Service Reconciliation	7690.1 - Recharge Improvement Debt Pymnts	-188,937.00
Bill	04/10/2013	90011816		GW Recharge O&M 4th Quarter	7206 - Comp Recharge-O&M	208,488.25
TOTAL						151,174.85
Bill Pmt -Check	04/23/2013	16873	LILLESTRAND LEADERSHIP CONSULTING	6179	1012 - Bank of America Gen'l Ckg	
Bill	04/18/2013	6179		6179	6061.4 - Other Contract Services	1,081.80
TOTAL						1,081.80
Bill Pmt -Check	04/23/2013	16874	RON SHELLEY'S AUTOMOTIVE	2887	1012 - Bank of America Gen'l Ckg	
Bill	04/22/2013	2887		2887	6177 - Vehicle Repairs & Maintenance	73.43
TOTAL						73.43
Bill Pmt -Check	04/23/2013	16875	WILDERMUTH ENVIRONMENTAL INC		1012 - Bank of America Gen'l Ckg	
Bill	03/31/2013	2013064		2013064	6906 - OBMP Engineering Services	1,150.00
Bill	03/31/2013	2013065		2013065	6906 - OBMP Engineering Services	1,098.75
Bill	03/31/2013	2013066		2013066	6906 - OBMP Engineering Services	3,772.50
Bill	03/31/2013	2013067		2013067	6906.1 - OBMP - Watermaster Model Update	97,933.44
Bill	03/31/2013	2013068		2013068	7103.3 - Grdwtr Qual-Engineering	5,547.50
Bill	03/31/2013	2013069		2013069	7104.3 - Grdwtr Level-Engineering	14,216.16
Bill	03/31/2013	2013070		Neva Ridge	7107.3 - Grd Level-SAR Imagery	56,000.00
				2013070	7107.61 - Grd Level-Chino Hills ASR	5,040.75
				2013070	7107.2 - Grd Level-Engineering	1,774.75
Bill	03/31/2013	2013071		2013071	7107.2 - Grd Level-Engineering	3,787.35
Bill	03/31/2013	2013072		2013072	7108.3 - Hydraulic Control-Engineering	288.75
Bill	03/31/2013	2013073		2013073	7108.3 - Hydraulic Control-Engineering	12.50
Bill	03/31/2013	2013074		2013074	7108.3 - Hydraulic Control-Engineering	7,563.75
Bill	03/31/2013	2013075		2013075	7108.7 - Hydraulic Control - Prado Basin	14,085.32
Bill	03/31/2013	2013076		2013076	7202.3 - Comp Recharge-Implementation	47,081.67
Bill	03/31/2013	2013077		2013077	7402 - PE4-Engineering	8,558.67
TOTAL						267,911.86
Bill Pmt -Check	04/29/2013	16876	ARROWHEAD MOUNTAIN SPRING WATER		1012 - Bank of America Gen'l Ckg	
Bill	03/31/2013	0023230253		Office Water Bottle - March 2013	6031.7 - Other Office Supplies	96.48
Bill	04/24/2013	0023230253		Office Water Bottle - April 2013	6031.7 - Other Office Supplies	36.72

P247

CHINO BASIN WATERMASTER
Cash Disbursements For The Month of
April 2013

For Informational Purposes Only

Type	Date	Num	Name	Memo	Account	Paid Amount
TOTAL						133.20
Bill Pmt -Check	04/29/2013	16877	CALIFORNIA DEPARTMENT OF WATER RESOU	mv4051	1012 - Bank of America Gen'l Ckg	
Bill	04/24/2013	mv4051		Well completion reports	7101.5 - Prod Monitor-Sup&Repair	45.00
TOTAL						45.00
Bill Pmt -Check	04/29/2013	16878	CALPERS 457 PLAN	Payroll and Taxes for 03/31/13-04/13/13	1012 - Bank of America Gen'l Ckg	
General Journal	04/13/2013	04/13/2013	CALPERS 457 PLAN	457 Employee deductions for 03/31/13-04/13/13	2000 - Accounts Payable	3,173.36
TOTAL						3,173.36
Bill Pmt -Check	04/29/2013	16879	COMPUTER NETWORK	87264	1012 - Bank of America Gen'l Ckg	
Bill	04/24/2013	87264		Seagate 500GB Enterprise Hard Drive	6055 - Computer Hardware	359.00
TOTAL						359.00
Bill Pmt -Check	04/29/2013	16880	DIRECTV	019447404	1012 - Bank of America Gen'l Ckg	
Bill	04/24/2013	019447404		Office service for 4/19/13 -5/18/13	6031.7 - Other Office Supplies	94.99
TOTAL						94.99
P248 TOTAL						
Bill Pmt -Check	04/29/2013	16881	GUARANTEED JANITORIAL SERVICE, INC.	4-29554	1012 - Bank of America Gen'l Ckg	
Bill	04/24/2013	4-29554		Building service for April 2013	6024 - Building Repair & Maintenance	865.00
TOTAL						865.00
Bill Pmt -Check	04/29/2013	16882	MCCALL'S METER SALES & SERVICE	23829	1012 - Bank of America Gen'l Ckg	
Bill	04/24/2013	23829		23829	7102.5 - In-line Meter-Repair & Maint.	150.00
				23829	7102.7 - In-line Meter-Labor	50.00
				23829	7102.8 - In-line Meter-Calib & Test	275.00
TOTAL						475.00
Bill Pmt -Check	04/29/2013	16883	PUBLIC EMPLOYEES' RETIREMENT SYSTEM	Payor #3493	1012 - Bank of America Gen'l Ckg	
General Journal	04/13/2013	04/13/2013	PUBLIC EMPLOYEES' RETIREMENT SYSTEM	CaiPERS Retirement for 03/31/13-04/13/13	2000 - Accounts Payable	7,077.00
TOTAL						7,077.00
Bill Pmt -Check	04/29/2013	16884	SAN BERNARDINO COUNTY - DEPT. AIRPORTS		1012 - Bank of America Gen'l Ckg	
Bill	04/24/2013	72711		Annual rental pymt to county-extensometer site	7107.9 - Grd Level-Other	1,596.00
TOTAL						1,596.00
Bill Pmt -Check	04/29/2013	16885	SKILLPATH SEMINARS	June 25, 2013 Seminar	1012 - Bank of America Gen'l Ckg	
Bill	04/24/2013	10614173		Fee for Bianca Ruiz-attend June 25, 2013 Seminar	6192 - Training & Seminars	99.00
TOTAL						99.00
Bill Pmt -Check	04/29/2013	16887	STATE COMPENSATION INSURANCE FUND	1970970-12	1012 - Bank of America Gen'l Ckg	

CHINO BASIN WATERMASTER
Cash Disbursements For The Month of
April 2013

For Informational Purposes Only

Type	Date	Num	Name	Memo	Account	Paid Amount
Bill	04/24/2013	1970970-12		Premium on account - 4/26/13-5/26/13	60183 · Worker's Comp Insurance	899.25
TOTAL						899.25
Bill Pmt -Check	04/29/2013	16888	THE LAWTON GROUP	6017	1012 · Bank of America Gen'l Ckg	
Bill	04/24/2013	19975		Week ending 4/14/13	6017 · Temporary Services	659.20
TOTAL						659.20
Bill Pmt -Check	04/29/2013	16889	UNITED HEALTHCARE	0031090289	1012 · Bank of America Gen'l Ckg	
Bill	04/24/2013	0031090289		Dental insurance - May 2013	60182.2 · Dental & Vision Ins	583.53
TOTAL						583.53
Bill Pmt -Check	04/29/2013	16890	STANDARD INSURANCE CO.	Policy # 00-649299-0009	1012 · Bank of America Gen'l Ckg	
Bill	04/24/2013	006492990009		Policy # 00-649299-0009	60191 · Life & Disab.Ins Benefits	462.54
TOTAL						462.54
Total Disbursements:						536,742.32

P249